



Kastel Meubilair

Price List **2024**

**Seating for
feel-good
projects**

Tarifa
Price List
2024

Seating for feel-good projects

Community

Sillas Chairs

- 18 Kalea
- 28 Kalla
- 36 Karma Chair
- 36 Kelly
- 24 Kicca
- 29 Kicca One
- 32 Kicca Plus
- 35 Kimbox Wood
- 30 Klia
- 35 Klic
- 31 Krizia
- 26 Kross
- 33 Kross Plus
- 34 Kyos

Taburetes Stools

- 45 Kalea Stool
- 44 Kameo Stool
- 40 Kat Padded
- 42 Kensho Stool
- 52 Kicca Plus Stool
- 48 Kicca Stool
- 43 Kimbox Stool
- 53 Kimmi
- 41 Klou
- 51 Kross Plus Stool
- 50 Kross Stool
- 42 Kyro

Office

Sillas Oficina Task Chairs

- 74 Kappa
- 75 Karma Mesh
- 76 Karma Padded
- 66 Key Bold
- 68 Key Bold Advanced
- 59 Key Go
- 69 Key Line
- 61 Key Smart
- 64 Key Smart Advanced
- 58 Konfort
- 70 Konica
- 80 Kontat
- 81 Konvert
- 78 Korium Mesh
- 60 Kubika
- 56 Kubix
- 72 Kuper Easy Mesh
- 65 Kyton

Taburetes Oficina Task Stools

- 84 Kat
- 87 Key Line Stool
- 86 Key Smart Stool
- 85 Konfort Stool
- 85 Kubix Stool

Sillones Direccionales Executive Chairs

- 103 Kamelia
- 98 Kimera
- 102 King
- 103 Klassic
- 99 Klivia
- 96 Kontea
- 97 Kontea Linear
- 94 Kosmo Mesh
- 95 Kosmo Top
- 100 Kriteria
- 90 Kruna Plus

Waiting

Butacas y Sofas Armchairs and Sofas

- 132 K2
- 111 Kabrio
- 142 Kaleido
- 108 Kameo
- 116 Kayak
- 138 Kendo
- 128 Kendra
- 131 Kenion
- 130 Kensho Pouf
- 148 Kermess
- 144 Key Join
- 110 Key Meet
- 126 Kimera Waiting
- 147 Klasse
- 150 Klint
- 111 Klipp
- 133 Klipper
- 115 Koccola
- 161 Komodo
- 158 Kondor
- 122 Kontea Waiting
- 156 Kontex
- 156 Kontex 2+2
- 112 Koppa
- 160 Korall
- 114 Kosa
- 109 Kribio
- 161 Kristall
- 124 Kriteria Waiting
- 130 Kroff
- 113 Krokus
- 106 Kuad
- 107 Kuad Plus
- 136 Kuadra
- 137 Kuadra Top
- 114 Kuadrella
- 114 Kuark
- 131 Kubox
- 159 Kuros 90
- 157 Kursal

Bancadas Beam Seating

- 173 Kadenza
- 166 Kalea Bench
- 171 Kargo
- 172 Keyport
- 165 Kicca Bench
- 167 Kimbox Wood Bench
- 169 Kontiki
- 170 Korner
- 164 Kross Bench
- 164 Kross Plus Bench
- 168 Kruna Bench Plus

Mesas Tables

- 178 Kaleox
- 180 Kaleox Folding Top
- 182 Kapìo
- 176 Kensho Tables
- 180 Key Move
- 181 Kyu

índice index

Condiciones generales de venta

Los precios indicados son siempre unitarios expresados en Euros.

TRASPORTE

Para pedidos de valor mayor de 600,00 euros netos, la mercancía se entrega a portes pagados. En caso de valore inferior se pide una contribución de 60,00 euros.

La entrega se entiende siempre sponda camion, con embalaje en cartón y entregada con normales camiones. Son excluidos desembalaje, montaje, instalación y desecho embalajes.

La solicitud de entrega con cita previa deberá comunicarse siempre al realizar el pedido.

Cualquier descarga en usuarios finales, centros históricos o lugares desfavorecidos deberá acordarse con Kastel antes de confirmar el pedido y se cobrará al coste.

Los servicios adicionales como plataformas elevadoras, transporte hasta el suelo, entregas en paletas, siempre deben acordarse en el momento del pedido y se cobrarán al coste.

TIEMPOS DE ENTREGA

Para cantidades normales y con acabados y revestimientos en catálogo, el tiempo medio de evasión del pedido es de 3/4 semanas, excluyendo el mes de agosto y el periodo navideño.

La fecha indicada en la confirmación del pedido es siempre indicativa y se entenderá como la fecha de preparación de la mercancía.

En caso de pago anticipado con el pedido, los plazos de entrega comienzan desde la recepción del pago solicitado en la propuesta de pedido.

Para pedidos recibidos incompletos o pendientes de aclaración, la fecha de entrega comienza desde el momento en que se define el pedido completo.

En el caso de productos tapizados con tela del cliente, los plazos de entrega comienzan desde la recepción de la tela y la confirmación de factibilidad.

Para pedidos especiales de tejidos o acabados no incluidos en el catálogo, estructuras especiales y otras solicitudes, los plazos de entrega pueden ser mayores.

EMBALAJE Y MONTAJE

La mercancía se entrega embalada en cartón ondulado apto para el transporte en camión y protegida interiormente con nailon.

Las cajas siempre deben manipularse manteniendo el lado "alto" indicado en la caja.

Los pesos y volúmenes indicados en la lista de precios son datos orientativos, Kastel se reserva el derecho de variar en cualquier momento el embalaje en función de una mejor optimización de los espacios de la mercancía dentro de su embalaje.

Los productos Kastel se envían preensamblados en la mayoría de los casos. Los sillones giratorios generalmente se envían con las bases a montar, el montaje se realiza mediante un acoplamiento cónico y de presión. Algunos sofás y mesas de centro requieren montaje con los tornillos suministrados. Hay instrucciones de montaje dentro de las cajas.

QUEJAS Y DEVOLUCIONES

Las contestaciones se aceptarán únicamente tras la recepción de la mercancía y señaladas en el albarán de entrega del transportista. Las

reclamaciones relativas a defectos o daños se aceptan dentro de los 8 días siguientes a la entrega y, en cualquier caso, antes de utilizar los productos. No aceptamos devoluciones no autorizadas.

TELAS SUMINISTRADAS POR EL CLIENTE (COM-COL)

Deberán ser previamente aprobadas por la empresa y deberán entregarse a fábrica con documento de transporte, indicando el nombre del cliente y las referencias del pedido.

El precio de referencia es el de la categoría "A".

Para el revestimiento en tejido, "COM" Customer's Own Material, la cantidad indicada en esta tarifa está expresada en metros lineales, considerando una altura de pieza de 140 cm.

Para el revestimiento en piel genuina, "COL" Customer's Own Leather, la cantidad indicada en esta lista de precios está expresada en metros cuadrados y deberá suministrarse a ser posible libre de defectos, agujeros o arrugas que puedan afectar el resultado.

El metraje indicado en la lista de precios es para la producción de una pieza. Para otras cantidades es recomendable solicitar el largo total necesario.

GARANTÍA

Kastel prueba todos los productos y garantiza su calidad y buena construcción.

La garantía cubre defectos y roturas de todas las piezas mecánicas durante 5 años, con un uso correcto del producto (ver instrucciones de uso). Las carcasas de polipropileno tienen una garantía de 24 meses, salvo uso anormal y negligente. Los revestimientos siempre quedan excluidos.

Se podrá acordar sustituciones y reparaciones enviando el recambio o devolviendo el producto adecuadamente embalado a nuestra oficina.

Los posibles gastos de transporte y reenvío corren a cargo del cliente sólo después de dos años desde la venta.

La garantía tiene validez proporcionando los datos de identificación del producto presentes en la etiqueta colocada debajo del asiento o, en su defecto, especificando el modelo y el documento de compra.

Instrucciones de uso disponibles en nuestra web

MODIFICACIONES DE PRODUCCIÓN

Kastel se reserva el derecho en cualquier momento de variar las medidas o realizar los cambios que considere necesarios sin alterar la funcionalidad y estética básica. Pequeñas diferencias en los tonos de color de los revestimientos, en comparación con los contenidos en las carpetas estándar, o en las medidas del producto, no pueden dar lugar a solicitudes de sustitución o daños.

PROPIEDAD MERCANCIA

La mercancía sigue siendo propiedad de la empresa KASTEL s.r.l. hasta que se realice el pago.

JURISDICCIÓN

En caso de disputas, el Tribunal de Treviso tendrá competencia exclusiva.

General sales conditions

The prices shown are always and only for single units (excluding VAT) in Euro.

DELIVERY TERMS

The goods are quoted on FCA (free carrier) Incoterms San Vendemiano (TV) Italy or on DAP (delivered at place) Incoterms with charge of shipping costs.

The delivery terms are meant truck side, with cardboard packaging and by standard means of transport. Unpacking, assembly and packaging disposal are excluded.

The request for delivery on appointment must always be mentioned when ordering.

The delivery to final users, city centres or uncomfortable places must be agreed with Kastel before the order confirmation and will be charged at cost.

Extra services such as tail lift, portorage and transport to the floor, deliveries on pallets must always be agreed when ordering and will be charged at cost.

DELIVERY TIME

For standard quantities, finishes and upholsteries the average order production time is 3/4 weeks, August and Christmas time excluded.

The date indicated on the order confirmation is always indicative and it refers to the date in which the goods are ready for collection.

In case of advance payment at order confirmation, the delivery time starts from the payment receipt required in the proforma invoice/offer.

In case of orders received incomplete or that need to be clarified, the delivery time starts from the moment when the entire order is defined.

In case of items upholstered with COM fabric, the delivery time starts from the fabric receipt and feasibility confirmation.

In case of inquiries for special upholsteries or finishes out of our samples card, oversized frames and other requests the delivery time could be longer.

PACKING AND ASSEMBLY

The goods are delivered packed with corrugate cardboard suitable for transport by truck and internally protected with nylon.

The cartons must always be handled by keeping the "high" side indicated on the carton.

The weights and volumes indicated in the price list are indicative data, Kastel reserves the right at every time to change the packaging based on a better optimization of the spaces of the goods inside its packaging.

Kastel products are shipped pre-assembled in most cases. The swivel armchairs are usually shipped with the bases to be assembled, the mounting is done by means of conical and pressure coupling.

Some models of sofas and tables need to be assembled with screws included in the supply kit. Assembly instructions are inside the packaging.

COMPLAINTS AND RETURNS

All complaints are accepted at goods receipt, in the presence of the consignee and reported on the courier's delivery note only. Claims related to defect or damage are accepted within 8 days from the goods receipt and in any case prior to use.

Unauthorized returns are not accepted.

COM (CUSTOMER'S OWN MATERIAL) - COL (CUSTOMER'S OWN LEATHER)

COM and COL orders have to be confirmed and approved by Kastel and delivered DAP Kastel warehouse with a delivery note where customer and order references are mentioned.

The reference price is in cat. "A".

As regards "COM" Customer's Own Material (fabric), the quantity mentioned in the price list is expressed in linear meters and by considering width 140 cm. As concerns "COL" Customer's Own Leather, the quantity mentioned in the price list is expressed in square meters. The leather must be supplied without defects, holes or fold that could affect the final result of the upholstery.

The footage mentioned in the price list has to be considered for 1 piece.

For different quantities you are kindly requested to send an inquiry for the total footage needed.

WARRANTY

Kastel tests all the models and guarantees their quality and good manufacture. The warranty covers defects and breaks of all mechanical parts for 5 years with proper use of the product (see the instructions for use).

The polypropylene shells are guaranteed for 24 months, as long as the product is used properly. Upholsteries are not included in the warranty.

Replacements and repairs can be agreed by sending the spare part or by returning the product properly packed to our factory in a way to be agreed upon.

Any transport and redelivery costs are to be paid by the customer only after 2 years from the sale.

The warranty is valid by providing the product identification data mentioned on the tag under the seat or, if these are not available, by specifying the model and the purchase document.

Different conditions may apply for supplies of certified models.

Instructions for use available on our website

PRODUCTION CHANGES

Kastel reserves the right to modify the measures or to make changes at any time if it deems necessary, without affecting the functionality and basic aesthetics. Slight differences in colour shades in upholsteries, compared to those in the standard sample cards, or in product measures, cannot give rise to requests for replacements.

OWNERSHIP OF THE GOODS

The goods remain Kastel property until full payment is received.

Instrucciones de uso

Instructions for use

- Si el acolchado o el revestimiento tienen imperfecciones, espóngelos para restaurar su forma original.
 - Atención: manipular todos los productos con columna con especial precaución ya que están colocados con un acoplamiento cónico.
 - Evitar un uso inadecuado.
 - No sentarse en los reposabrazos ni en el respaldo.
 - No sentarse con ropa húmeda o accesorios abrasivos.
 - Evitar el uso de disolventes y abrasivos.
No exponer directamente a la luz solar ni demasiado cerca de calentadores.
 - Ecología: al final de su uso, no eliminarlo en el medio ambiente, sino eliminarlo según el tipo de material, contactando a personal cualificado.
- If the padding or the upholstery show defects, fluff them up to restore the original shape.
 - Handle with particular care all products with column as they are fixed with a conical coupling.
 - Avoid improper use
 - Do not seat on the armrests or on the back of the chairs or sofas.
 - Do not seat by wearing wet or abrasive dresses.
 - Do not use solvents or abrasive cleaners.
 - Make sure to keep upholstered material out of direct sunlight or heaters.
 - Ecology: avoid release to the environment after use, carry out disposal depending on the type of material and refer to qualified personnel.

Mantenimiento y Limpieza

Care and maintenance

TELAS

Limpiar regularmente con aspiradora. Retirar rápidamente los líquidos u otras sustancias con un paño suave o una esponja húmeda. Los tejidos pueden ser higienizados superficialmente según decreto del Ministerio de Salud con soluciones de agua y alcohol etílico al 70% y productos desinfectantes comerciales listos para usar. Es recomendable probar el producto en un rincón oculto de la superficie a limpiar. Los colores claros no deben ponerse en contacto con tejidos y prendas tratadas con tintes no fijados, o con mala solidez de los tintes, para evitar manchas cuya limpieza no podemos garantizar.

PIEL

El cuero es un producto natural que conserva aspectos derivados de su origen incluso después de su procesamiento. Las cicatrices, rayas, arrugas, diferentes grados de tonalidad y brillo no se consideran defectos sino características que acreditan el origen natural del producto. Para una limpieza normal utilizar un paño blanco ligeramente humedecido. Los líquidos derramados accidentalmente deben eliminarse inmediatamente dando ligeros toques con una esponja húmeda, nunca frotando con fuerza. Para las manchas persistentes, utilizar únicamente productos de limpieza para la piel.

POLIPROPILENO O POLICARBONATO

Quitar el polvo y aspirar periódicamente. Las posibles manchas se pueden eliminar con un paño suave y un detergente neutro.

METAL PINTADO Y ALUMINIO

Limpiar con un paño suave humedecido en agua tibia y jabón neutro. Enjuagar bien y secar. Las posibles manchas se pueden eliminar con una cera blanda adecuada.

FABRICS

Vacuum or dust regularly. Wipe excess liquid immediately with a clean smooth cloth or a wet sponge. The fabrics can be superficially sanitized with solutions of water and 70% ethyl alcohol and commercial disinfectant products ready for use. We suggest to test the product on a small hidden corner of the surface you need to clean. Light colours should not be put in contact with fabrics or clothes treated with unbound dyes, this to avoid stains and marks of dyes that could not be cleaned.

GENUINE LEATHER

Leather is a natural product that preserves aspects deriving from its origin even after its processing.

Any scars, streaks, wrinkles, different shades and luster are not to be considered defects but features proving the natural origin of the product.

Wipe with a white damp cloth. Wipe excess liquid immediately with a white sponge, dabbing lightly with a damp cloth. Do not rub hard. In case of stubborn spots and stains use specific leather cleaning products only.

POLYPROPYLENE AND POLYCARBONATE

Vacuum and dust regularly. Stains can be cleaned with a soft cloth soaked in mild detergent and warm water.

PAINTED METAL AND ALUMINIUM

Wash painted metal finishes with a soft cloth, soaked in warm water and a mild non-abrasive soap. Rinse thoroughly and dry. Scuff marks can be removed using a pre-softened paste wax.

Repuestos / Spare parts

Componente/Component		CODE	€
BASE APN 0670	BASE APN 0670	040002	48
BASE APS 0660	BASE APS 0660	040728	36
BASE APG 0675	BASE APG 0675	041026	48
BASE APW 0675	BASE APW 0675	100013	48
BASE AL5 0654	BASE AL5 0654	100729	77
BASE AL6 0654	BASE AL6 0654	100729	77
BASE AWW 0654	BASE AWW 0654	100730	77
BASE ANN 0654	BASE ANN 0654	100731	77
BASE AL7 0675	BASE AL7 0675	100010	77
BASE AL9 0640	BASE AL9 0640	100012	77
BASE AL3 0654	BASE AL3 0654	100003	99
BASE AL4 0730 (con topes)	BASE AL4 0730 (w/feet)	-	110
RUEDA DE GOMA CON FRENO DE SEGURIDAD (Ø 50 PARA BASE APN))	SOFT BRAKED CASTOR (Ø 50 FOR APN BASE)	040080	3
RUEDA DE GOMA CON FRENO DE SEGURIDAD (Ø 50 PARA BASE AL7)	SOFT BRAKED CASTOR (Ø 50 FOR AL7 BASE)	040081	3
CONJUNTO DE 5 RUEDAS NEGRAS DE GOMA CON FRENO DE SEGURIDAD (Ø 65 PARA BASE APW-APG-APS-AL6-AL9)	SET 5 SOFT BRAKED CASTORS (Ø 65 FOR APW-APG-APS-AL6-AL9 BASE)	040108	22
CONJUNTO DE 5 RUEDAS NEGRAS DE GOMA CON FRENO DE SEGURIDAD (Ø 65 PARA BASE AL3-AL5)	SET 5 CHROMED SOFT BRAKED CASTORS (Ø 65 FOR AL3-AL5 BASE)	040109	55
TOPE (indicar tipo de base)	FOOT (base type to be specified)	-	2,20
PISTON A GAS (indicar modelo silla)	GASLIFT (model type to be specified)	-	22
RUEDA HUECA DE GOMA CON FRENO DE SEGURIDAD Ø 65	RUBBER SELF-BRAKING HOLLOW CASTOR Ø 65	041430	11
TOPE DINAMICO (solo para base APS)	DYNAMIC GLIDE (only for APS base)	041566	11
TOPE TRANSPARENTE CON FIELTRO (para Kicca-Kalea)	TRANSPARENT FELT GLIDE (for Kicca Kalea)	049846	4,50
TOPE NEGRO CON FIELTRO (para Kicca-Kalea)	BLACK FELT GLIDE (for Kicca Kalea)	049847	4,50

Certificaciones / Certification

MODELO MODEL	D.L.81	EN1335 tipo A	EN1335 tipo B	EN1335 tipo C	EN1335-1:2020 tipo B	EN16139	EN13761	EN1728	EN15372	BS5459-2:2000	test UV ASTM G 154	test UV DIN 53388	UNI EN ISO 354 2003
Community													
Kalea KA1... (estruct. 4 patas - 4 legs frame)						•							
Kalea TKA4... (girat. con pala escr. - swivel with writing table)						•							
Kalea KA4... (girat. 4 radios - swivel with 4 legs)								•					
Kalea Stool KAZ... (base redonda plana - round flat base)								•					
Kalea Stool KA3... (estruct. 4 patas - 4 legs frame)						•							
Kalea KA2... (estruct. patin - sled frame)								•					
Kicca KC1... (estruct. 4 patas - 4 legs frame)						•							
Kicca KC4... (estruct. 4 radios - swivel with 4 legs)								•					
Kicca KC5... (girat. base 5 radios - swivel 5 stars base)						•							
Kicca stool KC3... (estruct. 4 patas - 4 legs frame)						•							
Kicca stool KC7... (base redonda cromada - chromed round base)								•					
Kross KS1... (estruct. 4 patas - 4 legs frame)						•							
Kross Plus KSP1... (estruct. 4 patas - 4 legs frame)						•							
Kicca One						•					•		
Kicca Plus						•							
Kimbox wood							•						
Kimmi								•					
Klia						•					•		
Klou								•					
Krizia KR1... (estruct. 4 patas - 4 legs frame)							•						
Kyos								•					
Kyro						•							
Office													
Kamelia				•									
Kappa	•		•										
Karma mesh	•	•											
Kat operativa	•		•										
Key Bold	•				•								
Key Go	•				•								
Key Line				•									
Key Smart - Key Smart Advanced	•				•								
Kimera				•		•							
King				•									
Klivia				•									

MODELO MODEL	D.L.81	EN1335 tipo A	EN1335 tipo B	EN1335 tipo C	EN1335-1:2020 tipo B	EN16139	EN13761	EN1728	EN15372	BS5459-2:2000	test UV ASTM G 154	test UV DIN 53388	UNI EN ISO 354 2003
Konfort	•		•										
Konica	•		•										
Kontat			•										
Kontea								•					
Konvert		•								•			
Korium	•	•											
Kosmo mesh	•	•											
Kriteria				•									
Kruna				•									
Kubika	•		•										
Kubix	•		•										
Kuper	•		•										
Kyton	•		•										

Waiting

K2						•							
Kalea bench						•		•					
Kaleido								•					
Kaleox									•				
Kargo								•					
Kendo						•							•
Kendra						•							
Kermess						•							
Key Join						•							
Key Meet						•							
Keyport						•							
Kicca bench						•		•					
Klint						•							
Klipp							•	•					•
Klipper						•							
Kontex													•
Kontiki								•					
Korner								•					
Kribio KRB08 (estruct. 4 patas - 4 legs frame)								•					
Kroff						•							
Kross bench						•							
Kuad						•							
Kuark						•						•	

Homologaciones / Homologations

MODELO MODEL	VERSION HOMOLOGADA HOMOLOGATED VARIANT	HOMOLOGACION HOMOLOGATION	Planet cat. A	Fabric 3D cat. A	Trevi cat. C	Cura cat. C	Skill cat. C	Extrema cat. D	Polipropileno Polypropylene	Poliuretano Polyurethane
Community										
Kalea	Carcasa polipropileno blanco White polypropylene shell	Classe 1							•	
Kalea	Carcasa tapizada Upholstered shell	Classe 1IM	•		•			•		
Kalea stool	Carcasa polipropileno blanco White polypropylene shell	Classe 1							•	
Kalea stool	Carcasa tapizada Upholstered shell	Classe 1IM	•		•			•		
Kalla	Silla con brazos Chair with armrests	Classe 1IM			•					
Kameo stool		Classe 1IM			•					
Karma Chair	Respaldo en malla negra 223 Backrest with black mesh 223	Classe 1IM	•		•					
Kat padded		Classe 1IM	•							
Kensho stool		Classe 1IM	•							
Kicca	Carcasa polipropileno blanco o gris White or grey polypropylene shell	Classe 1							•	
Kicca	Carcasa tapizada Upholstered shell	Classe 1IM	•		•					
Kicca One	Silla polipropileno blanco Polypropylene chair in white colour	Classe 1							•	
Kicca One	Cojin asiento tapizado Seat cushion	Classe 1IM	•							
Kicca Plus		Classe 1IM	•							
Kicca Plus stool		Classe 1IM	•							
Kicca stool	Carcasa polipropileno blanco o gris White or grey polypropylene shell	Classe 1							•	
Kicca stool	Carcasa tapizada Upholstered shell	Classe 1IM	•		•					
Kimbox stool		Classe 1IM	•							
Kimbox wood bench	Asiento tapizado Upholstered seat	Classe 1IM			•					
Kimmi		Classe 1IM	•		en curso in progress					
Klia	Silla polipropileno blanco White polypropylene chair	Classe 1							•	
Klia	Cojin asiento tapizado Seat cushion	Classe 1IM	•							
Klic	Silla estructura 4 patas 4 legs chair	Classe 1IM	•							
Krizia	Carcasa tapizada Upholstered shell	Classe 1IM			•					
Kross	Asiento tapizado Upholstered seat	Classe 1IM	•			en curso in progress				
Kross	Asiento-resp. tapizados Upholstered seat and backrest	Classe 1IM				en curso in progress				
Kross Stool	Asiento tapizado Upholstered seat	Classe 1IM	•			en curso in progress				
Kross Stool	Asiento-resp. tapizados Upholstered seat and backrest	Classe 1IM				en curso in progress				
Kross Plus		Classe 1IM	en curso in progress							
Kross Plus Stool		Classe 1IM	en curso in progress							
Kyos	Silla polipropileno negro Black polypropylene chair	Classe 1							•	
Kyos	Carcasa tapizada Upholstered shell	Classe 1IM	•		•					
Kyro		Classe 1IM	•							

MODELO MODEL	VERSION HOMOLAGADA HOMOLOGATED VARIANT	HOMOLOGACION HOMOLOGATION	Planet cat. A	Fabric 3D cat. A	Trevi cat. C	Cura cat. C	Skill cat. C	Extrema cat. D	Polipropileno Polypropylene	Poliuretano Polyurethane
Office										
Kamelia		Classe 1IM	•		•					
Kappa		Classe 1IM	•							
Karma mesh	Respaldo en malla negra 223 Backrest with black mesh 223	Classe 1IM	•		•					
Key Bold	Tela negra Black Fabric	Classe 1IM		en curso in progress						
Key Bold Advanced	Tela negra Black Fabric	Classe 1IM		en curso in progress						
Key Smart	Respaldo tapizado Upholstered backrest	Classe 1IM			•					
Key Smart	Respaldo polipropileno Polypropylene backrest	Classe 1IM			•					
Key Smart stool	Respaldo tapizado Upholstered backrest	Classe 1IM			•					
Key Smart stool	Respaldo polipropileno Polypropylene backrest	Classe 1IM			•					
Kimera		Classe 1IM			•					
King		Classe 1IM			•					
Klivia		Classe 1IM	•							
Konfort		Classe 1IM			•					
Konfort stool		Classe 1IM			•					
Kontat		Classe 1IM			•					
Kontea		Classe 1IM	•							
Konvert		Classe 1IM	•		•					
Korium Mesh	Respaldo en malla negra 223 Backrest with black mesh 223	Classe 1IM	•		•					
Kosmo Mesh	Respaldo en malla negra 223 Backrest with black mesh 223	Classe 1IM	•		•					
Kriteria		Classe 1IM			•					
Kruna Plus		Classe 1IM	•		•					
Kubika		Classe 1IM			•					
Kubix		Classe 1IM	•		•					
Kubix stool		Classe 1IM	•		•					
Kuper	Respaldo en malla negra 223 Backrest with black mesh 223	Classe 1IM	•		•					
Waiting										
K2		Classe 1IM	•							
Kadenza		Classe 1IM			•					
Kalea bench	Carcasa polipropileno blanco White polypropylene shell	Classe 1							•	
Kalea bench	Carcasa tapizada Upholstered shell	Classe 1IM	•		•			•		
Kaleido		Classe 1IM	•							
Kameo		Classe 1IM			•					
Kayak		Classe 1IM	•							
Kendo		Classe 1IM	•							
Kendo		Classe 2IM						•		
Kendra		Classe 1IM	•							
Kenion		Classe 1IM	•							
Kensho pouf		Classe 1IM	•							
Kermess		Classe 1IM			en curso in progress					

MODELO MODEL	VERSION HOMOLAGADA HOMOLOGATED VARIANT	HOMOLOGACION HOMOLOGATION	Planet cat. A	Fabric 3D cat. A	Trevi cat. C	Cura cat. C	Skill cat. C	Extrema cat. D	Polipropilene Polypropylene	Poliuretano Polyurethane
Key Join		Classe 1IM	•		•					
Key Meet		Classe 1IM	•							
Keyport		Classe 1								•
Kicca bench	Carcasa polipropileno blanco o gris White or grey polypropylene shell	Classe 1							•	
Kicca bench	Carcasa tapizada Upholstered shell	Classe 1IM	•		•					
Kimbox wood bench	Asiento tapizado Upholstered seat	Classe 1IM			•					
Kimera waiting		Classe 1IM			•					
Klasse		Classe 1IM	•							
Klint		Classe 1IM					•			
Klipp		Classe 1IM	•		•					
Klipper		Classe 1IM			en curso in progress					
Koccola		Classe 1IM	•							
Komodo		Classe 1IM	•		•					
Kondor		Classe 1IM			•					
Kontea waiting		Classe 1IM	•							
Kontex		Classe 1IM	•		•					
Kontiki	Asiento-resp. tapizados Upholstered seat and backrest	Classe 1IM	•		•					
Koppa		Classe 1IM	•		•					
Korall		Classe 1IM	•							
Korner	Carcasa tapizada Upholstered shell	Classe 1IM			•					
Kosa		Classe 1IM	•		•					
Kribio		Classe 1IM	•		•					
Kristall		Classe 1IM			•					
Kriteria waiting		Classe 1IM			•					
Kroff		Classe 1IM	•							
Krokus		Classe 1IM			•					
Kross Bench	Asiento tapizado Upholstered seat	Classe 1IM	•			en curso in progress				
Kross Bench	Asiento-resp. tapizados Upholstered seat and backrest	Classe 1IM				en curso in progress				
Kross Plus Bench		Classe 1IM	en curso in progress							
Kruna Plus bench		Classe 1IM	•							
Kuad		Classe 1IM	•							
Kuadra		Classe 1IM	•		•					
Kuadra Top		Classe 1IM	•							
Kuadrella		Classe 1IM	•		•					
Kuark	Asiento tapizado Upholstered seat	Classe 1IM	•							
Kubox		Classe 1IM	•		•					
Kuros 90		Classe 1IM			•					
Kursal		Classe 1IM	•		•					

CAM (Críterios Ambientales Minimos) (Minimum Environmental Criteria)



MODELO VERSION CONFORME
MODEL CAM (MINIMUM ENVIRONMENTAL CRITERIA)-COMPLIANT VERSION

Community

Kalea	Versiones polipropileno o tapizadas con tejido conforme, solo con carcasa blanca monocolor especial CAM, (versión homologada al fuego) y estructura fija 4 patas pintada. / Polypropylene or upholstered versions with compliant fabric, only with CAM special one-colour white shell (approved fireproof version) and 4-leg fixed painted frame.
Kalea stool	Versiones polipropileno o tapizadas con tejido conforme, solo con carcasa blanca monocolor especial CAM, (versión homologada al fuego) y estructura fija 4 patas pintada. / Polypropylene or upholstered versions with compliant fabric, only with CAM special one-colour white shell (approved fireproof version) and 4-leg fixed painted frame.
Kicca	Versiones polipropileno o tapizadas con tejido conforme, solo con carcasa especial CAM color gris o blanco (versión homologada al fuego) y estructura fija 4 patas pintada. / Polypropylene or upholstered versions with compliant fabric, only with CAM special white and grey shell (approved fireproof version) and 4-leg fixed painted frame.
Kicca giratoria	Versiones polipropileno o tapizadas con tejido conforme, solo con carcasa especial CAM color gris o blanco (versión homologada al fuego) y base 5 radios con ruedas y gas. / Polypropylene or upholstered versions with compliant fabric, only with CAM special white and grey shell (approved fireproof version) and 5-star base with castors and gaslift.
Kicca One	Color lava y verde salvia, o color blanco especial CAM (versión homologada al fuego). Eventual cojín tapizado con tejido conforme. / Lava and desert sage colour, or special CAM white colour (approved fireproof version). Upholstered cushion with compliant fabric also available.
Kicca Stool	Versiones polipropileno o tapizadas con tejido conforme, solo con carcasa especial CAM color gris o blanco (versión homologada al fuego) y estructura fija 4 patas pintada. / Polypropylene or upholstered versions with compliant fabric, only with CAM special one-colour white shell (approved fireproof version) and 4-leg fixed painted frame.
Klia	Color blanco especial CAM (versión homologada al fuego). Eventual cojín tapizado con tejido conforme. / Special CAM white colour (approved fireproof version). Upholstered cushion with compliant fabric also available.
Kross	Versiones polipropileno o tapizadas con tejido conforme, solo con carcasa roja o verde y estructura 4 patas en polipropileno. Otros colores carcasa son conformes solo con estructura 4 patas en polipropileno color negro. / Polypropylene or upholstered versions with compliant fabric, only with red or green shell and 4-leg frame in polypropylene. The other shell colours are compliant only with 4-leg frame in black polypropylene.

Office

Key Bold	Versión negra con tejidos conformes / Black version with compliant fabrics
Key Go	Versión con tejido negro / Version with black fabric
Key Smart	Versión negra con tejidos conformes / Black version with compliant fabrics
Key Smart Advanced	Versión negra con tejidos conformes / Black version with compliant fabrics
Kimera	Todos los artículos con tejidos conformes. / All articles with compliant fabrics
Kubix	Respaldo bajo versión negra, con tejidos conformes / Low backrest black version, with compliant fabrics

Waiting

K2	Todos los artículos con tejidos conformes / All articles with compliant fabrics
Kalea bench	Versiones polipropileno o tapizadas con tejido conforme, solo con carcasa blanca monocolor especial CAM (versión homologada al fuego). / Polypropylene or upholstered versions with compliant fabric, only with CAM special one-colour white shell (approved fireproof version).
Kaleox	Todos los artículos (excepto códigos KKK4B-N, KKK5B-N, KKK6B-N) / All articles (except for references KKK4B-N, KKK5B-N, KKK6B-N)
Kendo	Todos los artículos con tejidos conformes / All articles with compliant fabrics
Kermess	Todos los artículos con tejidos conformes / All articles with compliant fabrics
Key Join	Todos los artículos con tejidos conformes / All articles with compliant fabrics
Kicca bench	Versiones polipropileno o tapizadas con tejido conforme, solo con carcasa especial CAM color gris o blanco (versión homologada al fuego). / Polypropylene or upholstered versions with compliant fabric, only with CAM special white and grey shell (approved fireproof version).
Klipper	Todos los artículos con tejidos conformes. / All articles with compliant fabrics
Kroff	Todos los artículos con tejidos conformes / All articles with compliant fabrics
Kross bench	Versiones polipropileno o tapizadas con tejido conforme, solo con carcasa roja o verde. / Polypropylene or upholstered versions with compliant fabric, only with red or green shell.

Tejidos conformes CAM / CAM - compliant fabrics

Cat. A: Planet/Surround - 3D Fabric

Cat. C: Cura - Trevi - Xtreme - Secret/Skill

Cat. D: Bond - Cyber - Fenice - Repetto - Hitch - Poseidon

Bases

(Las bases y las estructuras van indicadas en el pedido)
(All the codes for swivel bases or fixed frame must be indicated in the order)



APS (Ø 660)
Base en nylon negro
Black nylon base

Con ruedas de goma con freno de seguridad Ø65 mm
With rubber self-braking castors Ø65 mm

040108



APG (Ø 675)
Base en nylon gris
Grey nylon base

Con ruedas de goma con freno de seguridad Ø65 mm
With rubber self-braking castors Ø65 mm

040108



APW (Ø 675)
Base en nylon blanco
White nylon base

Con ruedas de goma con freno de seguridad Ø65 mm
With rubber self-braking castors Ø65 mm

040108



AL9 (Ø 640)
Base en aluminio moldeado a presión pintado gris
Aluminium painted die-cast base

Con ruedas de goma con freno de seguridad Ø65 mm
With rubber self-braking castors Ø65 mm

040108



AL6 (Ø 654)
Base en aluminio pulido moldeado a presión
Polished die-cast aluminium base

Con ruedas de goma con freno de seguridad Ø65 mm
With rubber self-braking castors Ø65 mm

040108



ANN (Ø 654)
Base en aluminio moldeado a presión pintado negro
Black painted die-cast aluminium base

Con ruedas de goma con freno de seguridad Ø65 mm
With rubber self-braking castors Ø65 mm

040108



AL3 (Ø 654)
Base en aluminio pulido moldeado a presión (con ruedas y gas cromados)
Polished die-cast aluminium base (with chromed castors and gaslift)

Con ruedas de goma con freno de seguridad, cromadas Ø65 mm
With chromed self-braking castors Ø65 mm

040109



AL5 (Ø 654)
Base en aluminio pulido moldeado a presión (con ruedas y gas cromados)
Polished die-cast aluminium base (with chromed castors and gaslift)

Con ruedas de goma con freno de seguridad, cromadas Ø65 mm
With chromed self-braking castors Ø65 mm

040109



AWW (Ø 654)
Base en aluminio moldeado a presión pintado blanco (con ruedas y gas blancos)
White painted die-cast aluminium base (with white castors and gaslift)

Con ruedas de goma con freno de seguridad, blancas Ø65 mm
With white self-braking castors Ø65 mm

041400



AL7 (Ø 675)
Base en aluminio pulido moldeado a presión
Polished die-cast aluminium base

Con ruedas de goma con freno de seguridad Ø50 mm
With rubber self-braking castors Ø50 mm

040081



APN (Ø 670)
Base en acero con embellecedor en polipropileno negro
Steel base with black polypropylene guard

Con ruedas de goma con freno de seguridad Ø50 mm
With rubber self-braking castors Ø50 mm

040080



AL4 (Ø 730)
Base 4 radios en aluminio pulido moldeado a presión con topes cromados
4-star polished die-cast aluminium base only with feet (chromed finish)

(No para versiones oscilantes- Don't use it on tilt versions)

RUEDAS - CASTORS

Notas
-Para pisos de piedra dura, madera y baldosillas EN1335-2
-Con pasador silenciado (excepto por ruedas 040080-040081)

Note
-Suitable for hard floors, parquet and tiles EN1335-2
-With silent pin (except for castors 040080-040081)

A PETICIÓN / ON REQUEST

RUEDAS HUECAS NEGRAS BLACK HOLLOW CASTORS



041430

De goma con freno de seguridad Ø65 mm con pasador silenciado
Rubber self-braking castors Ø65 mm with silent pin

Solo para bases / Only for bases:
APS-APG-APW-AL9-AL6-ANN-AL3-AL5-AWW

A PETICIÓN / ON REQUEST

TOPES EN NYLON NEGRO BLACK NYLON GLIDES



Solo para bases / Only for bases:
APS-APG-APW-AL9-AL6-ANN-AL3-AL5-AWW



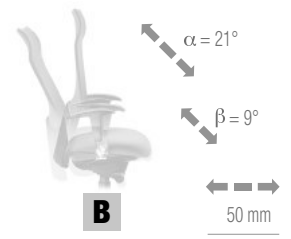
Solo para bases / Only for bases:
APN-AL7

Mecanismos / Mechanisms

Modelos/Models: Kubix/Kontat/Korium/Konvert/Kosmo





Modelos/Models: Kubix/Kontat/Korium/Konvert/Kosmo
Synchron + Traslatore + Varia (ángulo de asiento-respaldo variable)
Synchron + Slide System + Varia (Seat-back angle adjustment)

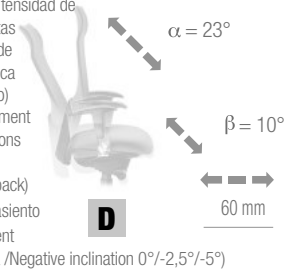


Modelos/Models: /Konica/Kriteria (bloqueo en 4 posiciones - lockable in 4 positions)

Modelos/Models: Konica

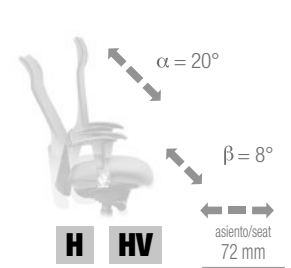




3-Regulación rápida intensidad de tensión en 10 distintas posiciones a través de 1/4 de giro de palanca (respaldo no cargado)
Fast tension adjustment in 10 different positions by 1/4 of lever turn (do not lean on the back)
6-Variador ángulo de asiento (inclinación negativa /Negative inclination 0°/-2,5°/-5°)



Modelos/Models: Kamelia

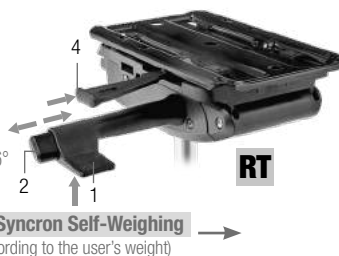
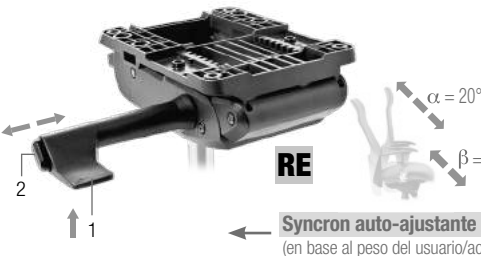
Modelos/Models: Karma (Synchron H-Synchron Varia HV)



Modelos/Models: Kuper (easy mesh) - Kubika - Karma

Modelos/Models: Kuper (easy mesh) - Kubika

Modelos/Models: /Konfort/Kubix



Synchron auto-ajustante /Synchron Self-Weighing
(en base al peso del usuario/according to the user's weight)

Modelos/Models: Kruna/Kimera/King /Klassic

Modelos/Models: Kimera/King/ Klassic/Kriteria

Modelos/Models: Kruna



Oscilante-'Knee tilt'
(Con punto de rotación avanzado
With advanced tilting point)

Oscilante-'Knee tilt'
(Con punto de rotación avanzado
With advanced tilting point)

- 1 - Palanca de regulación altura asiento
- Seat height adjustment
- Leva di alzo seduta
- Réglage hauteur assise
- Sitzhöhenverstellung

- 2 - Para bloqueo y liberación basculante
- Tilt movement control
- Blocco e sblocco oscillazione
- Blocage et deblocage de la bascule
- Für die Regulierung der Neigungsbewegung

- 3 - Regulador tensión
- Tension adjustment
- Regolatore intensità di carica
- Réglage tension
- Einstellmöglichkeit der Federkraft

- 4 - Palanca de regulación profundidad asiento
- Seat depth adjustment
- Leva Regulación profundità seduta
- Réglage en profondeur de l'assise
- Hebel für die Sitztiefenverstellung

- 5 - Varia
- Control movimiento del respaldo
- Attitude variator, limiting the movement of the backrest forward
- Variatore d'assetto, funzione che limita l'escursione in avanti dello schienale
- Variateur d'assiette pour limitation de course en avant du dossier
- Lageregler: Vorrichtung zur Begrenzung des Vorschubs der Rückenlehne nach vorne

- 6 - Varia
- Con variador ángulo de asiento (inclinación negativa 0°/-2,5°/5°)
- With seat angle adjustment (negative inclination 0°/-2,5°/5°)
- Con variatore angolo sedile (inclinazione negativa 0°/-2,5°/5°)
- Avec variateur d'assiette assise (inclinasion négative 0°/-2,5°/5°)
- Mit Einstellmöglichkeit des Lagereglers (negative Sitzneigung 0°/-2,5°/5°)

Todos los mecanismos tienen bloqueo automático en varias posiciones y sistema antishock
All mechanisms stop automatically (different positions) and have antishock system.

9 Chairs

18	Kalea
28	Kalla
36	Karma Chair
36	Kelly
24	Kicca
29	Kicca One
32	Kicca Plus
35	Kimbox Wood
30	Klia
35	Klic
31	Krizia
26	Kross
33	Kross Plus
34	Kyos

[®]**Sillas**

KALEA

Apilable (para versiones tapizadas con carter max 4 pzas)
Stackable (for padded versions with underseat 4 pcs.)



Norma Europea EN16139 (versión 4 patas)
European Standard EN16139 (4 legs version)

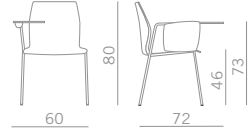
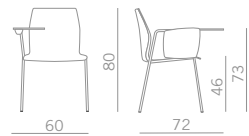
A petición versión ignífuga / Fire resistance Italian Homologation on request

COLOR CARCASA	SHELL COLOUR	POLIPROPILENO POLYPROPYLENE		ASIENTO TAPIZADO PADDED SEAT			TAPIZADO PARTE DELANTERA PADDED FRONTAL SEAT-BACK					
		COD. CODE	€	COD. CODE	CAT. A	CAT. C	CAT. D	COD. CODE	CAT. A	CAT. C	CAT. D	
Silla apilable - Stack Chair		4 PATAS	4 LEGS	KALEA/AN	ESTRUCTURA PINTADA NEGRO / BLACK PAINTED FRAME	AN	€=					
				KALEA/AV	ESTRUCTURA PINTADA ALU. / ALU. PAINTED FRAME	AV	€=					
				KALEA/AB	ESTRUCTURA PINTADA BLANCO / WHITE PAINTED FRAME	AB	€=					
				KALEA/ACC	ESTRUCTURA CROMADA / CHROMED FRAME	ACC	+€	13				
				OTROS ACABADOS A PETICIÓN / DIFFERENT FRAME FINISHES ON REQUEST (MINIMUM 10 PCS)				+€	13			
				KALEA/LE	ESTRUCTURA EN ARCE (NO APLIC.) / MAPLE WOOD FRAME (NO STACKABLE)	LE	+€	143				
MONOCOLOR ONE COLOUR		blanco	white	KA1C	KA1CS							
		arena	dove-colour	KA1T	KA1TS							
		verde	green	KA1V	KA1VS							
		naranja	orange	KA1A	KA1AS							
		turquesa	turquoise	KA1P	KA1PS	171	259	270	292	319	341	363
		rojo	red	KA1R	KA1RS							
		azul	blue	KA1B	KA1BS							
		gris	grey	KA1G	KA1GS							
		negro	black	KA1N	KA1NS							
		FRONTAL/TRASERO	FRONT/BACK									
		blanco/arena	white/dove-colour	KA1CT	KA1CTS							
		blanco/verde	white/green	KA1CV	KA1CVS							
		blanco/naranja	white/orange	KA1CA	KA1CAS							
		blanco/turquesa	white/turquoise	KA1CP	KA1CPS	195	283	294	316			
		blanco/rojo	white/red	KA1CR	KA1CRS							
		blanco/azul	white/blue	KA1CB	KA1CBS							
		blanco/gris	white/grey	KA1CG	KA1CGS							
		blanco/negro	white/black	KA1CN	KA1CNS							
Silla apilable - Stack Chair		BASE PATÍN	SLED	KALEA/AN	ESTRUCTURA PINTADA NEGRO / BLACK PAINTED FRAME	AN	€=					
				KALEA/AV	ESTRUCTURA PINTADA ALU. / ALU. PAINTED FRAME	AV	€=					
				KALEA/AB	ESTRUCTURA PINTADA BLANCO / WHITE PAINTED FRAME	AB	€=					
				KALEA/ACC	ESTRUCTURA CROMADA / CHROMED FRAME	ACC	+€	13				
MONOCOLOR ONE COLOUR		blanco	white	KA2C	KA2CS							
		arena	dove-colour	KA2T	KA2TS							
		verde	green	KA2V	KA2VS							
		naranja	orange	KA2A	KA2AS							
		turquesa	turquoise	KA2P	KA2PS	187	275	286	308	336	358	380
		rojo	red	KA2R	KA2RS							
		azul	blue	KA2B	KA2BS							
		gris	grey	KA2G	KA2GS							
		negro	black	KA2N	KA2NS							
		FRONTAL/TRASERO	FRONT/BACK									
		blanco/arena	white/dove-colour	KA2CT	KA2CTS							
		blanco/verde	white/green	KA2CV	KA2CVS							
		blanco/naranja	white/orange	KA2CA	KA2CAS							
		blanco/turquesa	white/turquoise	KA2CP	KA2CPS	211	299	310	332			
		blanco/rojo	white/red	KA2CR	KA2CRS							
		blanco/azul	white/blue	KA2CB	KA2CBS							
		blanco/gris	white/grey	KA2CG	KA2CGS							
		blanco/negro	white/black	KA2CN	KA2CNS							
Silla apilable - Stack Chair		4 PATAS CON BRAZOS	4 LEGS WITH ARMS	KALEA/AN	ESTRUCTURA PINTADA NEGRO / BLACK PAINTED FRAME	AN	€=					
				KALEA/AV	ESTRUCTURA PINTADA ALU. / ALU. PAINTED FRAME	AV	€=					
				KALEA/AB	ESTRUCTURA PINTADA BLANCO / WHITE PAINTED FRAME	AB	€=					
				KALEA/ACC	ESTRUCTURA CROMADA / CHROMED FRAME	ACC	+€	13				
MONOCOLOR ONE COLOUR		blanco	white	KA12C	KA12CS							
		arena	dove-colour	KA12T	KA12TS							
		verde	green	KA12V	KA12VS							
		naranja	orange	KA12A	KA12AS							
		turquesa	turquoise	KA12P	KA12PS	231	319	330	352	380	402	424
		rojo	red	KA12R	KA12RS							
		azul	blue	KA12B	KA12BS							
		gris	grey	KA12G	KA12GS							
		negro	black	KA12N	KA12NS							
		FRONTAL/TRASERO	FRONT/BACK									
		blanco/arena	white/dove-colour	KA12CT	K12CTS							
		blanco/verde	white/green	KA12CV	K12CVS							
		blanco/naranja	white/orange	KA12CA	K12CAS							
		blanco/turquesa	white/turquoise	KA12CP	K12CPS	255	343	354	376			
		blanco/rojo	white/red	KA12CR	K12CRS							
		blanco/azul	white/blue	KA12CB	K12CBS							
		blanco/gris	white/grey	KA12CG	K12CGS							
		blanco/negro	white/black	KA12CN	K12CNS							

KALEA



	COLOR CARCASA	SHELL COLOUR	POLIPROPILENO POLYPROPYLENE		ASIENTO TAPIZADO PADDED SEAT			TAPIZADO PARTE DELANTERA PADDED FRONTAL SEAT-BACK											
			COD. CODE	€	COD. CODE	CAT. A	CAT. C	CAT. D	COD. CODE	CAT. A	CAT. C	CAT. D							
Silla apilable - Stack Chair	4 PATAS C/BRAZO DERECHO Y PALA ESCRIT.	4 LEGS W/RIGHT ARM, ANTIPANIC WRITING TABLET	KALEA/AN		ESTRUCTURA PINTADA NEGRO / BLACK PAINTED FRAME						AN €=								
			KALEA/AV		ESTRUCTURA PINTADA ALU. / ALU. PAINTED FRAME						AV €=								
			KALEA/ACC		ESTRUCTURA CROMADA / CHROMED FRAME						ACC +€13								
MONOCOLOR ONE COLOUR	blanco	white	KA13C	297	KA13CS	385	396	418	KKA13C..	446	468	490							
	arena	dove-colour	KA13T		KA13TS				KKA13T..										
	verde	green	KA13V		KA13VS				KKA13V..										
	naranja	orange	KA13A		KA13AS				KKA13A..										
	turquesa	turquoise	KA13P		KA13PS				KKA13P..										
	rojo	red	KA13R		KA13RS				KKA13R..										
	azul	blue	KA13B		KA13BS				KKA13B..										
	gris	grey	KA13G		KA13GS				KKA13G..										
	negro	black	KA13N		KA13NS				KKA13N..										
	FRONTAL/TRASERO	FRONT/BACK																	
BICOLOR TWO COLOURS	blanco/arena	white/dove-colour	KA13CT	321	K13CTS	409	420	442		462	484	506							
	blanco/verde	white/green	KA13CV		K13CVS														
	blanco/naranja	white/orange	KA13CA		K13CAS														
	blanco/turquesa	white/turquoise	KA13CP		K13CPS														
	blanco/rojo	white/red	KA13CR		K13CRS														
	blanco/azul	white/blue	KA13CB		K13CBS														
	blanco/gris	white/grey	KA13CG		K13CGS														
	blanco/negro	white/black	KA13CN		K13CNS														



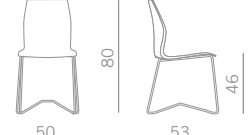
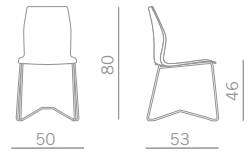
ACCESORIOS - ACCESSORIES

	CARCASA CUBRE ASIENTO "MARFIL"	"IVORY" UNDERSEAT SHELL	KC18	39	PARA APILAR LAS VERSIONES TAPIZADAS (MAX 4 PZAS) TO STACK PADDED VERSIONS (MAX 4 PCS.)
	CARCASA CUBRE ASIENTO CON ENGANCHE	UNDERSEAT SHELL W/LINKING DEVICE	KC19	66	PARA ENGANCHAR LAS SILLAS TO LINK CHAIRS
	CARRO	TROLLEY	KC17	205	

KALEA



	COLOR CARCASA	SHELL COLOUR	POLIPROPILENO POLYPROPYLENE		ASIENTO TAPIZADO PADDED SEAT			TAPIZADO PARTE DELANTERA PADDED FRONTAL SEAT-BACK											
			COD. CODE	€	COD. CODE	CAT. A	CAT. C	CAT. D	COD. CODE	CAT. A	CAT. C	CAT. D							
Silla no apilable - Not stackable chair	BASE PATÍN	SLED	KALEA/AN		ESTRUCTURA PINTADA NEGRO / BLACK PAINTED FRAME						AN €=								
			KALEA/AV		ESTRUCTURA PINTADA ALU. / ALU. PAINTED FRAME						AV €=								
			KALEA/AB		ESTRUCTURA PINTADA BLANCO / WHITE PAINTED FRAME						AB €=								
			KALEA/ACC		ESTRUCTURA CROMADA / CHROMED FRAME						ACC +€13								
			KALEA/PP		ESTRUCTURA PINTADA TURQUESA / TURQUOISE PAINTED FRAME						PP +€13								
			KALEA/TT		ESTRUCTURA PINTADA ARENA / DOVE-COLOUR PAINTED FRAME						TT +€13								
			KALEA/BR		ESTRUCTURA PINTADA BRONCE / BRONZE PAINTED FRAME						BR +€13								
MONOCOLOR ONE COLOUR	blanco	white	KA66C	277	KA66CS	365	376	398	KKA66C..	426	448	470							
	arena	dove-colour	KA66T		KA66TS				KKA66T..										
	verde	green	KA66V		KA66VS				KKA66V..										
	naranja	orange	KA66A		KA66AS				KKA66A..										
	turquesa	turquoise	KA66P		KA66PS				KKA66P..										
	rojo	red	KA66R		KA66RS				KKA66R..										
	azul	blue	KA66B		KA66BS				KKA66B..										
	gris	grey	KA66G		KA66GS				KKA66G..										
	negro	black	KA66N		KA66NS				KKA66N..										
	FRONTAL/TRASERO	FRONT/BACK																	
BICOLOR TWO COLOURS	blanco/arena	white/dove-colour	KA66CT	301	KA66CTS	389	400	422		442	464	486							
	blanco/verde	white/green	KA66CV		KA66CVS														
	blanco/naranja	white/orange	KA66CA		KA66CAS														
	blanco/turquesa	white/turquoise	KA66CP		KA66CPS														
	blanco/rojo	white/red	KA66CR		KA66CRS														
	blanco/azul	white/blue	KA66CB		KA66CBS														
	blanco/gris	white/grey	KA66CG		KA66CGS														
	blanco/negro	white/black	KA66CN		KA66CNS														



NOTE: A PETICION: VERSIÓN POLIPROPILENO BLANCO IGNIFUGO MONOCOLOR
White (one colour) fire retardant polypropylene versions can be supplied on request

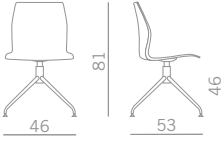
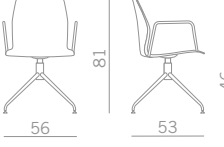
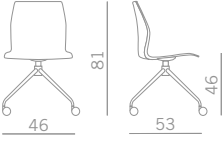
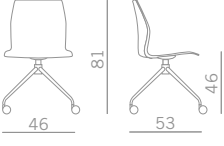
Cod. KAF.C +€17

KALEA

Giratoria - Swivel



A petición versión ignífuga
Fire resistance Italian homologation on request

	COLOR CARCASA	SHELL COLOUR	POLIPROPILENO POLYPROPYLENE		ASIENTO TAPIZADO PADDED SEAT			TAPIZADO PARTE DELANTERA PADDED FRONTAL SEAT-BACK																
			COD. CODE	€	COD. CODE	CAT. A	CAT. C	CAT. D	COD. CODE	CAT. A	CAT. C	CAT. D												
MONOCOLOR ONE COLOUR 	GIRATORIA 4 RADIOS	SWIVEL W/4 LEGS	KALEA/AB KALEA/AN KALEA/ACC	304	ESTRUCTURA PINTADA BLANCO / WHITE PAINTED FRAME ESTRUCTURA PINTADA NEGRO / BLACK PAINTED FRAME ESTRUCTURA CROMADA / CHROMED FRAME	392	403	425	KKA4C ..	AB €= AN €= ACC +€13 Código final/Final code SS Versiones sin costura Version without stitching	452	474	496											
	blanco	white	KA4C											KA4CS										
	arena	dove-colour	KA4T											KA4TS										
	verde	green	KA4V											KA4VS										
	naranja	orange	KA4A											KA4AS										
	turquesa	turquoise	KA4P											KA4PS										
	rojo	red	KA4R											KA4RS										
	azul	blue	KA4B											KA4BS										
	gris	grey	KA4G											KA4GS										
	negro	black	KA4N											KA4NS										
	FRONTAL/TRASERO		FRONT/BACK																					
		blanco/arena	white/dove-colour											KA4CT	KA4CTS									
		blanco/verde	white/green											KA4CV	KA4CVS									
	blanco/naranja	white/orange	KA4CA	KA4CAS																				
	blanco/turquesa	white/turquoise	KA4CP	KA4CPS																				
	blanco/rojo	white/red	KA4CR	KA4CRS																				
	blanco/azul	white/blue	KA4CB	KA4CBS																				
	blanco/gris	white/grey	KA4CG	KA4CGS																				
	blanco/negro	white/black	KA4CN	KA4CNS																				
MONOCOLOR ONE COLOUR 	GIRATORIA 4 RADIOS	SWIVEL W/4 LEGS	KALEA/AB KALEA/AN KALEA/ACC	328	ESTRUCTURA PINTADA BLANCO / WHITE PAINTED FRAME ESTRUCTURA PINTADA NEGRO / BLACK PAINTED FRAME ESTRUCTURA CROMADA / CHROMED FRAME	416	427	449	KBA4C ..	AB €= AN €= ACC +€13 Código final/Final code SS Versiones sin costura Version without stitching	476	498	520											
	blanco	white	BA4C											BA4CS										
	arena	dove-colour	BA4T											BA4TS										
	verde	green	BA4V											BA4VS										
	naranja	orange	BA4A											BA4AS										
	turquesa	turquoise	BA4P											BA4PS										
	rojo	red	BA4R											BA4RS										
	azul	blue	BA4B											BA4BS										
	gris	grey	BA4G											BA4GS										
	negro	black	BA4N											BA4NS										
	FRONTAL/TRASERO		FRONT/BACK																					
		blanco/arena	white/dove-colour											BA4CT	BA4CTS									
		blanco/verde	white/green											BA4CV	BA4CVS									
	blanco/naranja	white/orange	BA4CA	BA4CAS																				
	blanco/turquesa	white/turquoise	BA4CP	BA4CPS																				
	blanco/rojo	white/red	BA4CR	BA4CRS																				
	blanco/azul	white/blue	BA4CB	BA4CBS																				
	blanco/gris	white/grey	BA4CG	BA4CGS																				
	blanco/negro	white/black	BA4CN	BA4CNS																				
MONOCOLOR ONE COLOUR 	GIRATORIA 4 RADIOS CON RUEDAS	SWIVEL W/4 LEGS WITH CASTORS	KALEA/AB KALEA/AN KALEA/ACC	330	ESTRUCTURA PINTADA BLANCO / WHITE PAINTED FRAME ESTRUCTURA PINTADA NEGRO / BLACK PAINTED FRAME ESTRUCTURA CROMADA / CHROMED FRAME	418	429	451	KRA4C ..	AB €= AN €= ACC +€13 Código final/Final code SS Versiones sin costura Version without stitching	479	501	523											
	blanco	white	RA4C											RA4CS										
	arena	dove-colour	RA4T											RA4TS										
	verde	green	RA4V											RA4VS										
	naranja	orange	RA4A											RA4AS										
	turquesa	turquoise	RA4P											RA4PS										
	rojo	red	RA4R											RA4RS										
	azul	blue	RA4B											RA4BS										
	gris	grey	RA4G											RA4GS										
	negro	black	RA4N											RA4NS										
	FRONTAL/TRASERO		FRONT/BACK																					
		blanco/arena	white/dove-colour											RA4CT	RA4CTS									
		blanco/verde	white/green											RA4CV	RA4CVS									
	blanco/naranja	white/orange	RA4CA	RA4CAS																				
	blanco/turquesa	white/turquoise	RA4CP	RA4CPS																				
	blanco/rojo	white/red	RA4CR	RA4CRS																				
	blanco/azul	white/blue	RA4CB	RA4CBS																				
	blanco/gris	white/grey	RA4CG	RA4CGS																				
	blanco/negro	white/black	RA4CN	RA4CNS																				
BICOLOR TWO COLOURS 	GIRATORIA 4 RADIOS CON RUEDAS	SWIVEL W/4 LEGS WITH CASTORS	KALEA/AB KALEA/AN KALEA/ACC	354	ESTRUCTURA PINTADA BLANCO / WHITE PAINTED FRAME ESTRUCTURA PINTADA NEGRO / BLACK PAINTED FRAME ESTRUCTURA CROMADA / CHROMED FRAME	442	453	475	KRA4C ..	AB €= AN €= ACC +€13 Código final/Final code SL Versiones con costura lineal Version with linear stitching	495	517	539											
	blanco/arena	white/dove-colour	RA4CT											RA4CTS										
	blanco/verde	white/green	RA4CV											RA4CVS										
	blanco/naranja	white/orange	RA4CA											RA4CAS										
	blanco/turquesa	white/turquoise	RA4CP											RA4CPS										
	blanco/rojo	white/red	RA4CR											RA4CRS										
	blanco/azul	white/blue	RA4CB											RA4CBS										
	blanco/gris	white/grey	RA4CG											RA4CGS										
	blanco/negro	white/black	RA4CN											RA4CNS										

KALEA



Giratoria - Swivel

A petición versión ignífuga
Fire resistance Italian homologation on request

		POLIPROPILENO POLYPROPYLENE		ASIENTO TAPIZADO PADDED SEAT			TAPIZADO PARTE DELANTERA PADDED FRONTAL SEAT-BACK					
		COD. CODE	€	COD. CODE	CAT. A-B	CAT. C	CAT. D	COD. CODE	CAT. A-B	CAT. C	CAT. D	
COLOR CARCASA	SHELL COLOUR				€	€	€		€	€	€	
MONOCOLOR ONE COLOUR 	GIRATORIA 4 RADIOS CON RUEDAS	SWIVEL W/4 LEGS W/CASTORS	KALEA/AB KALEA/AN KALEA/ACC	ESTRUCTURA PINTADA BLANCO / WHITE PAINTED FRAME ESTRUCTURA PINTADA NEGRO / BLACK PAINTED FRAME ESTRUCTURA CROMADA / CHROMED FRAME	AB €= AN €= ACC +€13							
	blanco	white	BR4C	BR4CS	354	442	453	475	KBR4C ..	Código final/Final code		
	arena	dove-colour	BR4T	BR4TS					KBR4T ..	SS Versiones sin costura Version without stitching		
	verde	green	BR4V	BR4VS					KBR4V ..	503	525	547
	naranja	orange	BR4A	BR4AS					KBR4A ..			
	turquesa	turquoise	BR4P	BR4PS					KBR4P ..			
	rojo	red	BR4R	BR4RS					KBR4R ..	Código final/Final code		
	azul	blue	BR4B	BR4BS					KBR4B ..	SL Versiones con costura linear Version with linear stitching		
	gris	grey	BR4G	BR4GS					KBR4G ..	519	541	563
	negro	black	BR4N	BR4NS					KBR4N ..			
FRONTAL/TRASERO		FRONT/BACK										
blanco/arena	white/dove-colour	BR4CT	BR4CTS									
blanco/verde	white/green	BR4CV	BR4CVS									
blanco/naranja	white/orange	BR4CA	BR4CAS									
blanco/turquesa	white/turquoise	BR4CP	BR4CPS									
blanco/rojo	white/red	BR4CR	BR4CRS									
blanco/azul	white/blue	BR4CB	BR4CBS									
blanco/gris	white/grey	BR4CG	BR4CGS									
blanco/negro	white/black	BR4CN	BR4CNS									
MONOCOLOR ONE COLOUR 	GIRATORIA 4 RADIOS GAS-CON RUEDAS	SWIVEL W/4 LEGS GASLIFT-CASTORS	KALEA/AB KALEA/AN KALEA/ACC	ESTRUCTURA PINTADA BLANCO / WHITE PAINTED FRAME ESTRUCTURA PINTADA NEGRO / BLACK PAINTED FRAME ESTRUCTURA CROMADA / CHROMED FRAME	AB €= AN €= ACC +€13							
	blanco	white	GRA4C	GRA4CS	391	479	490	512	GKRA4C ..	Código final/Final code		
	arena	dove-colour	GRA4T	GRA4TS					GKRA4T ..	SS Versiones sin costura Version without stitching		
	verde	green	GRA4V	GRA4VS					GKRA4V ..	539	561	583
	naranja	orange	GRA4A	GRA4AS					GKRA4A ..			
	turquesa	turquoise	GRA4P	GRA4PS					GKRA4P ..			
	rojo	red	GRA4R	GRA4RS					GKRA4R ..	Código final/Final code		
	azul	blue	GRA4B	GRA4BS					GKRA4B ..	SL Versiones con costura linear Version with linear stitching		
	gris	grey	GRA4G	GRA4GS					GKRA4G ..	556	578	600
	negro	black	GRA4N	GRA4NS					GKRA4N ..			
FRONTAL/TRASERO		FRONT/BACK										
blanco/arena	white/dove-colour	GRA4CT	GRA4CTS									
blanco/verde	white/green	GRA4CV	GRA4CVS									
blanco/naranja	white/orange	GRA4CA	GRA4CAS									
blanco/turquesa	white/turquoise	GRA4CP	GRA4CPS									
blanco/rojo	white/red	GRA4CR	GRA4CRS									
blanco/azul	white/blue	GRA4CB	GRA4CBS									
blanco/gris	white/grey	GRA4CG	GRA4CGS									
blanco/negro	white/black	GRA4CN	GRA4CNS									
MONOCOLOR ONE COLOUR 	GIRATORIA 4 RADIOS GAS-CON RUEDAS	SWIVEL W/4 LEGS GASLIFT-CASTORS	KALEA/AB KALEA/AN KALEA/ACC	ESTRUCTURA PINTADA BLANCO / WHITE PAINTED FRAME ESTRUCTURA PINTADA NEGRO / BLACK PAINTED FRAME ESTRUCTURA CROMADA / CHROMED FRAME	AB €= AN €= ACC +€13							
	blanco	white	GBR4C	GBR4CS	415	503	514	536	GKBR4C ..	Código final/Final code		
	arena	dove-colour	GBR4T	GBR4TS					GKBR4T ..	SS Versiones sin costura Version without stitching		
	verde	green	GBR4V	GBR4VS					GKBR4V ..	563	585	607
	naranja	orange	GBR4A	GBR4AS					GKBR4A ..			
	turquesa	turquoise	GBR4P	GBR4PS					GKBR4P ..			
	rojo	red	GBR4R	GBR4RS					GKBR4R ..	Código final/Final code		
	azul	blue	GBR4B	GBR4BS					GKBR4B ..	SL Versiones con costura linear Version with linear stitching		
	gris	grey	GBR4G	GBR4GS					GKBR4G ..	580	602	624
	negro	black	GBR4N	GBR4NS					GKBR4N ..			
FRONTAL/TRASERO		FRONT/BACK										
blanco/arena	white/dove-colour	GBR4CT	GBR4CTS									
blanco/verde	white/green	GBR4CV	GBR4CVS									
blanco/naranja	white/orange	GBR4CA	GBR4CAS									
blanco/turquesa	white/turquoise	GBR4CP	GBR4CPS									
blanco/rojo	white/red	GBR4CR	GBR4CRS									
blanco/azul	white/blue	GBR4CB	GBR4CBS									
blanco/gris	white/grey	GBR4CG	GBR4CGS									
blanco/negro	white/black	GBR4CN	GBR4CNS									
BICOLOR TWO COLOURS 	blanco/arena	white/dove-colour	GBR4CT	GBR4CTS	439	527	538	560				
	blanco/verde	white/green	GBR4CV	GBR4CVS								
	blanco/naranja	white/orange	GBR4CA	GBR4CAS								
	blanco/turquesa	white/turquoise	GBR4CP	GBR4CPS								
	blanco/rojo	white/red	GBR4CR	GBR4CRS								
	blanco/azul	white/blue	GBR4CB	GBR4CBS								
	blanco/gris	white/grey	GBR4CG	GBR4CGS								
	blanco/negro	white/black	GBR4CN	GBR4CNS								

Giratoria - Swivel



A petición versión ignífuga
Fire resistance Italian homologation on request

COLOR CARCASA	SHELL COLOUR	POLIPROPILENO POLYPROPYLENE		ASIENTO TAPIZADO PADDED SEAT			TAPIZADO PARTE DELANTERA PADDED FRONTAL SEAT-BACK									
		COD. CODE	€	COD. CODE	CAT. A	CAT. C	CAT. D	COD. CODE	CAT. A	CAT. C	CAT. D					
MONOCOLOR ONE COLOUR 	<i>GIRATORIA-GAS</i>	<i>SWIVEL-GASLIFT</i>														
	blanco	white	KA9C	304	KA9CS	392	403	425	KKA9C ..	Código final/Final code SS Versiones sin costura Version without stitching						
	arena	dove-colour	KA9T		KA9TS				KKA9T ..							
	verde	green	KA9V		KA9VS				KKA9V ..							
	naranja	orange	KA9A		KA9AS				KKA9A ..							
	turquesa	turquoise	KA9P		KA9PS				328	416	427	449	KKA9P ..	452	474	496
	rojo	red	KA9R		KA9RS				328	416	427	449	KKA9R ..	Código final/Final code SL Versiones con costura linear Version with linear stitching		
	azul	blue	KA9B		KA9BS								KKA9B ..			
	gris	grey	KA9G		KA9GS								KKA9G ..			
	negro	black	KA9N		KA9NS								KKA9N ..	469	491	513
FRONTAL/TRASERO	FRONT/BACK															
blanco/arena	white/dove-colour	KA9CT	KA9CTS													
blanco/verde	white/green	KA9CV	KA9CVS													
blanco/naranja	white/orange	KA9CA	KA9CAS													
blanco/turquesa	white/turquoise	KA9CP	KA9CPS													
blanco/rojo	white/red	KA9CR	KA9CRS													
blanco/azul	white/blue	KA9CB	KA9CBS													
blanco/gris	white/grey	KA9CG	KA9CGS													
blanco/negro	white/black	KA9CN	KA9CNS													
MONOCOLOR ONE COLOUR 	<i>GIRATORIA GAS CROMADA</i>	<i>SWIVEL-GASLIFT CHROMED BASE</i>														
	blanco	white	BA9C	328	BA9CS	416	427	449	KBA9C ..	Código final/Final code SS Versiones sin costura Version without stitching						
	arena	dove-colour	BA9T		BA9TS				KBA9T ..							
	verde	green	BA9V		BA9VS				KBA9V ..							
	naranja	orange	BA9A		BA9AS				KBA9A ..							
	turquesa	turquoise	BA9P		BA9PS				352	440	451	473	KBA9P ..	476	498	520
	rojo	red	BA9R		BA9RS				352	440	451	473	KBA9R ..	Código final/Final code SL Versiones con costura linear Version with linear stitching		
	azul	blue	BA9B		BA9BS								KBA9B ..			
	gris	grey	BA9G		BA9GS								KBA9G ..			
	negro	black	BA9N		BA9NS								KBA9N ..	493	515	537
FRONTAL/TRASERO	FRONT/BACK															
blanco/arena	white/dove-colour	BA9CT	BA9CTS													
blanco/verde	white/green	BA9CV	BA9CVS													
blanco/naranja	white/orange	BA9CA	BA9CAS													
blanco/turquesa	white/turquoise	BA9CP	BA9CPS													
blanco/rojo	white/red	BA9CR	BA9CRS													
blanco/azul	white/blue	BA9CB	BA9CBS													
blanco/gris	white/grey	BA9CG	BA9CGS													
blanco/negro	white/black	BA9CN	BA9CNS													
MONOCOLOR ONE COLOUR 	<i>SILLA GIRATORIA CON RUEDAS, PALA ESCR. Y PORTA OBJETOS</i>	<i>SWIVEL WITH CASTORS WITH WRITING TABLET AND STORAGE</i>														
	blanco	white	TKA4C	594	TKA4CS	682	693	715	TKA4C ..	Código final/Final code SS Versiones sin costura Version without stitching						
	arena	dove-colour	TKA4T		TKA4TS				TKA4T ..							
	verde	green	TKA4V		TKA4VS				TKA4V ..							
	naranja	orange	TKA4A		TKA4AS				TKA4A ..							
	turquesa	turquoise	TKA4P		TKA4PS				618	706	717	739	TKA4P ..	743	765	787
	rojo	red	TKA4R		TKA4RS				618	706	717	739	TKA4R ..	Código final/Final code SL Versiones con costura linear Version with linear stitching		
	azul	blue	TKA4B		TKA4BS								TKA4B ..			
	gris	grey	TKA4G		TKA4GS								TKA4G ..			
	negro	black	TKA4N		TKA4NS								TKA4N ..	759	781	803
FRONTAL/TRASERO	FRONT/BACK															
blanco/arena	white/dove-colour	TKA4CT	TKA4CTS													
blanco/verde	white/green	TKA4CV	TKA4CVS													
blanco/naranja	white/orange	TKA4CA	TKA4CAS													
blanco/turquesa	white/turquoise	TKA4CP	TKA4CPS													
blanco/rojo	white/red	TKA4CR	TKA4CRS													
blanco/azul	white/blue	TKA4CB	TKA4CBS													
blanco/gris	white/grey	TKA4CG	TKA4CGS													
blanco/negro	white/black	TKA4CN	TKA4CNS													

Norma Europea EN16139
European Standard EN16139

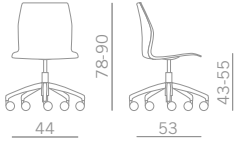


A petición versión ignífuga
Fire resistance Italian homologation on request

COLOR CARCASA	SHELL COLOUR	POLIPROPILENO POLYPROPYLENE		ASIENTO TAPIZADO PADDED SEAT			TAPIZADO PARTE DELANTERA PADDED FRONTAL SEAT-BACK		
		COD. CODE	€	COD. CODE	CAT. A	CAT. C	CAT. D	COD. CODE	CAT. A

GIRATORIA-GAS SWIVEL-GASLIFT

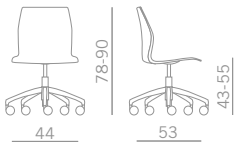
MONOCOLOR ONE COLOUR



blanco	white	KA5C	255	KA5CS	343	354	376	KKA5C ..	Código final/Final code SS Versiones sin costura Version without stitching		
arena	dove-colour	KA5T		KA5TS				KKA5T ..			
verde	green	KA5V		KA5VS				KKA5V ..			
naranja	orange	KA5A		KA5AS				KKA5A ..			
turquesa	turquoise	KA5P		KA5PS				KKA5P ..			
rojo	red	KA5R		KA5RS				KKA5R ..			
azul	blue	KA5B		KA5BS				KKA5B ..			
gris	grey	KA5G		KA5GS				KKA5G ..			
negro	black	KA5N		KA5NS				KKA5N ..			
									Código final/Final code SL Versiones con costura lineal Version with linear stitching		
									404	426	448
									420	442	464

FRONTAL/TRASERO FRONT/BACK

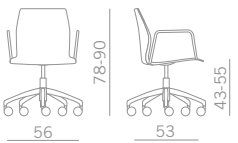
BICOLOR TWO COLOURS



blanco/arena	white/dove-colour	KA5CT	279	KA5CTS	367	378	400						
blanco/verde	white/green	KA5CV		KA5CVS									
blanco/naranja	white/orange	KA5CA		KA5CAS									
blanco/turquesa	white/turquoise	KA5CP		KA5CPS									
blanco/rojo	white/red	KA5CR		KA5CRS									
blanco/azul	white/blue	KA5CB		KA5CBS									
blanco/gris	white/grey	KA5CG		KA5CGS									
blanco/negro	white/black	KA5CN		KA5CNS									

GIRATORIA-GAS SWIVEL-GASLIFT CON BRAZOS - WITH ARMS

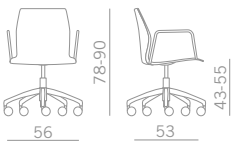
MONOCOLOR ONE COLOUR



blanco	white	BA5C	279	BA5CS	367	378	400	KBA5C ..	Código final/Final code SS Versiones sin costura Version without stitching		
arena	dove-colour	BA5T		BA5TS				KBA5T ..			
verde	green	BA5V		BA5VS				KBA5V ..			
naranja	orange	BA5A		BA5AS				KBA5A ..			
turquesa	turquoise	BA5P		BA5PS				KBA5P ..			
rojo	red	BA5R		BA5RS				KBA5R ..			
azul	blue	BA5B		BA5BS				KBA5B ..			
gris	grey	BA5G		BA5GS				KBA5G ..			
negro	black	BA5N		BA5NS				KBA5N ..			
									Código final/Final code SL Versiones con costura lineal Version with linear stitching		
									428	450	472
									444	466	488

FRONTAL/TRASERO FRONT/BACK

BICOLOR TWO COLOURS



blanco/arena	white/dove-colour	BA5CT	304	BA5CTS	392	403	425						
blanco/verde	white/green	BA5CV		BA5CVS									
blanco/naranja	white/orange	BA5CA		BA5CAS									
blanco/turquesa	white/turquoise	BA5CP		BA5CPS									
blanco/rojo	white/red	BA5CR		BA5CRS									
blanco/azul	white/blue	BA5CB		BA5CBS									
blanco/gris	white/grey	BA5CG		BA5CGS									
blanco/negro	white/black	BA5CN		BA5CNS									

NOTE: A PETICION: VERSIÓN POLIPROPILENO BLANCO IGNIFUGO MONOCOLOR
White (one colour) fire retardant polypropylene versions can be supplied on request

Cod. KAF.C +€ 17

★	BASE (P. 14)	INDICAR EL EN PEDIDO	TO SPECIFY IN THE ORDER	€
	APS	VERSION CON BASE EN NYLON NEGRO	VERSION WITH BLACK NYLON BASE	APS+ =
	APW-APG	VERSION CON BASE EN NYLON	VERSION WITH NYLON BASE	APW-APG+ 11
	AL6-AL7-AL9-ANN	VERSION CON BASE ALUMINIO	VERSION WITH BASE IN ALUMINIUM	AL6-AL7-AL9-ANN+ 36
	AL5-AWW	VERSION CON BASE ALUMINIO	VERSION WITH BASE IN ALUMINIUM	AL5-AWW+ 66
	AL3	VERSION CON BASE ALUMINIO	VERSION WITH BASE IN ALUMINIUM	AL3+ 88
	AL4	VERSION CON BASE ALUMINIO 4 RADIOS (con desliz./no oscilante)	4 STAR BASE IN ALUMINIUM (with feet / no tilt)	AL4+ 66

Apilable (para versiones tapizadas con carter max 4 pzas)

Stackable (for padded versions with underseat 4 pcs.)



Norma Europea EN16139 (versión 4 patas - 5 radios)
European Standard EN16139 (4 legs version - 5 stars)

A petición versión ignífuga

Fire resistance Italian homologation on request

COLOR CARCASA	SHELL COLOUR	POLIPROPILENO POLYPROPYLENE		ASIENTO TAPIZADO PADDED SEAT			ASIENTO-RESPALDO TAPIZADOS PADDED SEAT-BACK				
		COD. CODE	€	COD. CODE	CAT. A	CAT. C	CAT. D	COD. CODE	CAT. A	CAT. C	CAT. D
Silla apilable - Stack Chair		4 PATAS		4 LEGS			KICCA/AN ESTRUCTURA PINTADA NEGRO / BLACK PAINTED FRAME KICCA/AV ESTRUCTURA PINTADA ALU. / ALU. PAINTED FRAME KICCA/AB ESTRUCTURA PINTADA BLANCO / WHITE PAINTED FRAME KICCA/ACC ESTRUCTURA CROMADA / CHROMED FRAME OTROS ACABADOS A PETICIÓN / DIFFERENT FRAME FINISHES ON REQUEST (MINIMUM 10 PCS) KICCA/LE ESTRUCTURA EN ARCE (NO APIL.)/MAPLE WOOD FRAME (NO STACKABLE)			AN €= AV €= AB €= ACC +€ 13 LE +€143	
blanco	white	KC1C	171	KC1CS	259	270	292	KC1CSS	325	347	369
arena	dove-colour	KC1T		KC1TS				KC1TSS			
verde	green	KC1V		KC1VS				KC1VSS			
naranja	orange	KC1A		KC1AS				KC1ASS			
turquesa	turquoise	KC1P		KC1PS				KC1PSS			
rojo	red	KC1R		KC1RS				KC1RSS			
azul	blue	KC1B		KC1BS				KC1BSS			
gris	grey	KC1G		KC1GS				KC1GSS			
negro	black	KC1N		KC1NS				KC1NSS			
Silla apilable - Stack Chair		BASE PATÍN		SLED				KICCA/AN ESTRUCTURA PINTADA NEGRO / BLACK PAINTED FRAME KICCA/AV ESTRUCTURA PINTADA ALU. / ALU. PAINTED FRAME KICCA/AB ESTRUCTURA PINTADA BLANCO / WHITE PAINTED FRAME KICCA/ACC ESTRUCTURA CROMADA / CHROMED FRAME			
blanco	white	KC2C	187	KC2CS	275	286	308	KC2CSS	341	363	385
arena	dove-colour	KC2T		KC2TS				KC2TSS			
verde	green	KC2V		KC2VS				KC2VSS			
naranja	orange	KC2A		KC2AS				KC2ASS			
turquesa	turquoise	KC2P		KC2PS				KC2PSS			
rojo	red	KC2R		KC2RS				KC2RSS			
azul	blue	KC2B		KC2BS				KC2BSS			
gris	grey	KC2G		KC2GS				KC2GSS			
negro	black	KC2N		KC2NS				KC2NSS			
GIRATORIA GAS		BASE CROMADA		SWIVEL W/GASLIFT				CHROMED BASE			
blanco	white	KC9C	304	KC9CS	392	403	425	KC9CSS	458	480	502
arena	dove-colour	KC9T		KC9TS				KC9TSS			
verde	green	KC9V		KC9VS				KC9VSS			
naranja	orange	KC9A		KC9AS				KC9ASS			
turquesa	turquoise	KC9P		KC9PS				KC9PSS			
rojo	red	KC9R		KC9RS				KC9RSS			
azul	blue	KC9B		KC9BS				KC9BSS			
gris	grey	KC9G		KC9GS				KC9GSS			
negro	black	KC9N		KC9NS				KC9NSS			
GIRATORIA 4 RADIOS		SWIVEL W/4 LEGS		KICCA/AB ESTRUCTURA PINTADA BLANCO / WHITE PAINTED FRAME				KICCA/AN ESTRUCTURA PINTADA NEGRO / BLACK PAINTED FRAME			
blanco	white	KC4C	304	KC4CS	392	403	425	KC4CSS	458	480	502
arena	dove-colour	KC4T		KC4TS				KC4TSS			
verde	green	KC4V		KC4VS				KC4VSS			
naranja	orange	KC4A		KC4AS				KC4ASS			
turquesa	turquoise	KC4P		KC4PS				KC4PSS			
rojo	red	KC4R		KC4RS				KC4RSS			
azul	blue	KC4B		KC4BS				KC4BSS			
gris	grey	KC4G		KC4GS				KC4GSS			
negro	black	KC4N		KC4NS				KC4NSS			
GIRATORIA 4 RADIOS C/RUEDAS		SWIVEL W/4 LEGS W/CASTORS		KICCA/AB ESTRUCTURA PINTADA BLANCO / WHITE PAINTED FRAME				KICCA/AN ESTRUCTURA PINTADA NEGRO / BLACK PAINTED FRAME			
blanco	white	RC4C	330	RC4CS	418	429	451	RC4CSS	484	506	528
arena	dove-colour	RC4T		RC4TS				RC4TSS			
verde	green	RC4V		RC4VS				RC4VSS			
naranja	orange	RC4A		RC4AS				RC4ASS			
turquesa	turquoise	RC4P		RC4PS				RC4PSS			
rojo	red	RC4R		RC4RS				RC4RSS			
azul	blue	RC4B		RC4BS				RC4BSS			
gris	grey	RC4G		RC4GS				RC4GSS			
negro	black	RC4N		RC4NS				RC4NSS			

KICCA



		POLIPROPILENO POLYPROPYLENE		ASIENTO TAPIZADO PADDED SEAT			ASIENTO-RESPALDO TAPIZADOS PADDED SEAT-BACK															
		COD. CODE	€	COD. CODE	CAT. A	CAT. C	CAT. D	COD. CODE	CAT. A	CAT. C	CAT. D											
COLOR CARCASA	SHELL COLOUR				€	€	€		€	€	€											
GIRATORIA 4 RADIOS CON RUEDAS-GAS	SWIVEL W/4 LEGS W/CASTORS GASLIFT	KICCA/AB KICCA/AN KICCA/ACC		ESTRUCTURA PINTADA BLANCO / WHITE PAINTED FRAME ESTRUCTURA PINTADA NEGRO / BLACK PAINTED FRAME ESTRUCTURA CROMADA / CHROMED FRAME					AB €= AN €= ACC +€13													
		blanco	white	GRC4C	391	GRC4CS	479	GRC4TS	490	GRC4VS	512	GRC4AS	545	GRC4PSS	567	GRC4RSS	589	GRC4BSS		GRC4GSS		GRC4NS
		arena	dove-colour	GRC4T		GRC4TS		GRC4TSS														
		verde	green	GRC4V		GRC4VS		GRC4VSS														
		naranja	orange	GRC4A		GRC4AS		GRC4ASS														
		turquesa	turquoise	GRC4P		GRC4PS		GRC4PSS														
		rojo	red	GRC4R		GRC4RS		GRC4RSS														
		azul	blue	GRC4B		GRC4BS		GRC4BSS														
		gris	grey	GRC4G		GRC4GS		GRC4GSS														
		negro	black	GRC4N		GRC4NS		GRC4NSS														
GIRATORIA GAS	SWIVEL W/GASLIFT																					
		blanco	white	KC5C	255	KC5CS	343	KC5TS	354	KC5VS	376	KC5AS	409	KC5PSS	431	KC5RSS	453	KC5BSS		KC5GSS		KC5NS
		arena	dove-colour	KC5T		KC5TS		KC5TSS														
		verde	green	KC5V		KC5VS		KC5VSS														
		naranja	orange	KC5A		KC5AS		KC5ASS														
		turquesa	turquoise	KC5P		KC5PS		KC5PSS														
		rojo	red	KC5R		KC5RS		KC5RSS														
		azul	blue	KC5B		KC5BS		KC5BSS														
		gris	grey	KC5G		KC5GS		KC5GSS														
		negro	black	KC5N		KC5NS		KC5NSS														

KICCA



		POLIPROPILENO POLYPROPYLENE		ASIENTO TAPIZADO PADDED SEAT			TAPIZADO PARTE DELANTERA PADDED FRONTAL SEAT-BACK															
		COD. CODE	€	COD. CODE	CAT. A	CAT. C	CAT. D	COD. CODE	CAT. A	CAT. C	CAT. D											
COLOR CARCASA	SHELL COLOUR				€	€	€		€	€	€											
Silla no apilable - Not stackable chair		KICCA/AN KICCA/AV KICCA/AB KICCA/ACC KICCA/PP KICCA/TT KICCA/BR		ESTRUCTURA PINTADA NEGRO / BLACK PAINTED FRAME ESTRUCTURA PINTADA ALU. / ALU. PAINTED FRAME ESTRUCTURA PINTADA BLANCO / WHITE PAINTED FRAME ESTRUCTURA CROMADA / CHROMED FRAME ESTRUCTURA PINTADA TURQUESA / TURQUOISE PAINTED FRAME ESTRUCTURA PINTADA ARENA / DOVE-COLOUR PAINTED FRAME ESTRUCTURA PINTADA BRONCE / BRONZE PAINTED FRAME					AN €= AV €= AB €= ACC+€13 PP +€13 TT +€13 BR +€13													
BASE PATÍN	SLED																					
		blanco	white	KC66C	277	KC66CS	365	KC66TS	376	KC66VS	398	KC66AS	431	KC66PSS	453	KC66RSS	475	KC66BSS		KC66GSS		KC66NS
		arena	dove-colour	KC66T		KC66TS		KC66TSS														
		verde	green	KC66V		KC66VS		KC66VSS														
		naranja	orange	KC66A		KC66AS		KC66ASS														
		turquesa	turquoise	KC66P		KC66PS		KC66PSS														
		rojo	red	KC66R		KC66RS		KC66RSS														
		azul	blue	KC66B		KC66BS		KC66BSS														
		gris	grey	KC66G		KC66GS		KC66GSS														
		negro	black	KC66N		KC66NS		KC66NSS														

ACCESORIOS - ACCESSORIES

	CARCASA CUBRE ASIENTO "MARFIL"	"IVORY" UNDERSEAT SHELL	KC18	39	PARA APILAR LAS VERSIONES TAPIZADAS (MAX 4 PZAS) TO STACK PADDED VERSIONS (MAX 4 PCS.)
	CARCASA CUBRE ASIENTO CON ENGANCHE	UNDERSEAT SHELL W/LINKING DEVICE	KC19	66	PARA ENGANCHAR LAS SILLAS TO LINK CHAIRS
	CARRO	TROLLEY	KC17	205	PARA VERSIONES ESTRUCTURAS 4 PATAS Y PATIN FOR 4-LEGS AND SLED FRAMES VERSIONS

NOTE: A PETICIÓN VERSIONES IGNÍFUGAS EN POLIPROPILENO BLANCO K.F.C O GRIS K.F.G
White code K.F.C or grey code K.F.G fire retardant polypropylene versions can be supplied on request **+€17**

KROSS

Silla 4 patas - (no apilable)
4-leg chair (not stackable)

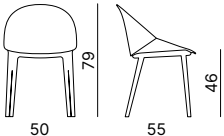
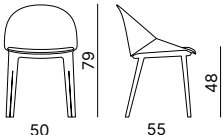
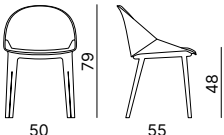


Norma Europea EN16139 (4 patas) - European Standard EN16139 (4 legs)
A petición versión ignífuga - Fire resistance Italian homologation on request

**ESTRUCTURA
4 PATAS EN
POLIPROPILENO
POLYPROPYLENE
4-LEG FRAME**

KROSS/AB ESTRUCT. BLANCA / WHITE FRAME
KROSS/AT ESTRUCT. ARENA / DOVE-COLOUR FRAME
KROSS/AN ESTRUCT. NEGRA / BLACK FRAME
KROSS/FL ESTRUCTURA. FIBRA DE MADERA / WOOD FIBER FRAME

AB € =
AT € =
AN € =
FL+ € 28

		CON ESTRUCTURA DESMONTADA WITH DISASSEMBLED FRAME						CON ESTRUCTURA MONTADA WITH ASSEMBLED FRAME												
		COD. CODE	2 PZAS/BOX PRECIO UNITARIO 2 PCS/BOX UNIT PRICE			COD. CODE	1 PZA/BOX 1 PCS/BOX			COD. CODE	1 PZA/BOX 1 PCS/BOX									
			€				€				€									
	CARCASA EN POLIPROPILENO																			
	POLYPROPYLENE SHELL																			
	blanco	white	KS1B/2	171			KS1B/1	198			KS1B	226								
	arena	dove-colour	KS1T/2				KS1T/1													
	octanio	teal	KS1A/2				KS1A/1													
	negro	black	KS1N/2	182			KS1N/1	209			KS1N	237								
	verde	green	KS1V/2				KS1V/1													
rojo	red	KS1R/2	KS1R/1																	
	CARCASA EN POLIPROPILENO ASIENTO TAPIZADO																			
	POLYPROPYLENE SHELL PADDED SEAT																			
	blanco	white	KS1BS/2	253			KS1BS/1	281			KS1BS	308								
	arena	dove-colour	KS1TS/2				264				286				KS1TS/1	292	314	KS1TS	319	341
	octanio	teal	KS1AS/2				264				KS1AS/1				292			KS1AS	319	
	negro	black	KS1NS/2	275	297	KS1NS/1				303	325	KS1NS	330	352						
	verde	green	KS1VS/2	264			KS1VS/1	292			KS1VS	319								
rojo	red	KS1RS/2	275				297				KS1RS/1				303	325	KS1RS	330	352	
	CARCASA EN POLIPROPILENO ASIENTO-RESPALDO TAPIZ. PARTE INTERNA																			
	POLYPROPYLENE SHELL PADDED FRONTAL SEAT-BACKREST																			
	blanco	white	KS1BSS/2	330			KS1BSS/1	358			KS1BSS	385								
	arena	dove-colour	KS1TSS/2				352				374				KS1TSS/1	380	402	KS1TSS	407	429
	octanio	teal	KS1ASS/2				330				KS1ASS/1				358			KS1ASS	385	
	negro	black	KS1NSS/2	363	385	KS1NSS/1				391	413	KS1NSS	418	440						
	verde	green	KS1VSS/2	330			KS1VSS/1	358			KS1VSS	385								
rojo	red	KS1RSS/2	363				385				KS1RSS/1				391	413	KS1RSS	418	440	

NOTE: Las carcasas verde y rojo son conformes a las normas CAM con cualquier estructura.

Las carcasas blancas, arena, octanio y negra solo con la estructura negra.

The green and red shells comply with CAM standard with any frame

The white, dove, teal and black shells comply with CAM standard with black frame only

La fijación a la estructura debe realizarse mediante atornillado suave.

Shell and frame must be fixed with a soft tightening



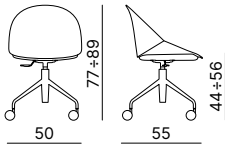
COLOR CARCASA	SHELL COLOUR	POLIPROPILENO POLYPROPYLENE		ASIENTO TAPIZADO PADDED SEAT			ASIENTO-RESP. TAPIZ. PARTE DELANTERA PADDED FRONTAL SEAT-BACK				
		COD. CODE	€	COD. CODE	CAT. A	CAT. C	CAT. D	COD. CODE	CAT. A	CAT. C	CAT. D
				KROSS/AB	ESTRUCT. PINTADA BLANCO / WHITE PAINTED FRAME			AB	€ =		
				KROSS/AN	ESTRUCT. PINTADA NEGRO / BLACK PAINTED FRAME			AN	€ =		
				KROSS/ACC	ESTRUCT. CROMADA / CHROMED FRAME			ACC	+€ 13		
ESTRUCTURA PATIN	SLED FRAME										
blanco	white	KS2B	253	KS2BS	341	352	374	KS2BSS	418	440	462
arena	dove-colour	KS2T		KS2TS				KS2TSS			
octanio	teal	KS2A		KS2AS				KS2ASS			
negro	black	KS2N		KS2NS				KS2NSS			
verde	green	KS2V	264	KS2VS	352	363	385	KS2VSS	429	451	473
rojo	red	KS2R		KS2RS				KS2RSS			
				KROSS/AB	BASE PIRAMIDAL BLANCA NYLON / PYRAMIDAL WHITE NYLON BASE			AB	€ =		
				KROSS/AN	BASE PIRAMIDAL NEGRA NYLON / PYRAMIDAL BLACK NYLON BASE			AN	€ =		
GIRATORIA 4 RADIOS EN NYLON	SWIVEL WITH 4 NYLON LEGS										
blanco	white	KS3B	308	KS3BS	396	407	429	KS3BSS	473	495	517
arena	dove-colour	KS3T		KS3TS				KS3TSS			
octanio	teal	KS3A		KS3AS				KS3ASS			
negro	black	KS3N		KS3NS				KS3NSS			
verde	green	KS3V	319	KS3VS	407	418	440	KS3VSS	484	506	528
rojo	red	KS3R		KS3RS				KS3RSS			
				BASE PIRAMIDAL ALUMINIO / ALUMINIUM PYRAMIDAL BASE							
GIRATORIA 4 RADIOS	SWIVEL WITH 4 LEGS										
blanco	white	KS6B	396	KS6BS	484	495	517	KS6BSS	561	583	605
tarena	dove-colour	KS6T		KS6TS				KS6TSS			
octanio	teal	KS6A		KS6AS				KS6ASS			
negro	black	KS6N		KS6NS				KS6NSS			
verde	green	KS6V	407	KS6VS	495	506	528	KS6VSS	572	594	616
rojo	red	KS6R		KS6RS				KS6RSS			
				KROSS/AB	ESTRUCT. PINTADA BLANCO / WHITE PAINTED FRAME			AB	€ =		
				KROSS/AN	ESTRUCT. PINTADA NEGRO / BLACK PAINTED FRAME			AN	€ =		
				KROSS/ACC	ESTRUCT. CROMADA / CHROMED FRAME			ACC	+€ 13		
GIRATORIA 4 RADIOS	SWIVEL WITH 4 LEGS										
blanco	white	KS4B	319	KS4BS	407	418	440	KS4BSS	484	506	528
arena	dove-colour	KS4T		KS4TS				KS4TSS			
octanio	teal	KS4A		KS4AS				KS4ASS			
negro	black	KS4N		KS4NS				KS4NSS			
verde	green	KS4V	330	KS4VS	418	429	451	KS4VSS	495	517	539
rojo	red	KS4R		KS4RS				KS4RSS			
				KROSS/AB	ESTRUCT. PINTADA BLANCO / WHITE PAINTED FRAME			AB	€ =		
				KROSS/AN	ESTRUCT. PINTADA NEGRO / BLACK PAINTED FRAME			AN	€ =		
				KROSS/ACC	ESTRUCT. CROMADA / CHROMED FRAME			ACC	+€ 13		
GIRATORIA 4 RADIOS CON RUEDAS	SWIVEL WITH 4 LEGS WITH CASTORS										
blanco	white	KSR4B	347	KSR4BS	435	446	468	KSR4BSS	512	534	556
arena	dove-colour	KSR4T		KSR4TS				KSR4TSS			
octanio	teal	KSR4A		KSR4AS				KSR4ASS			
negro	black	KSR4N		KSR4NS				KSR4NSS			
verde	green	KSR4V	358	KSR4VS	446	457	479	KSR4VSS	523	545	567
rojo	red	KSR4R		KSR4RS				KSR4RSS			

KROSS

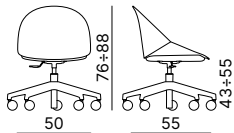


COLOR CARCASA	SHELL COLOUR	POLIPROPILENO POLYPROPYLENE		ASIENTO TAPIZADO PADDED SEAT			ASIENTO-RESP. TAPIZ. PARTE DELANTERA PADDED FRONTAL SEAT-BACK		
		COD. CODE	€	COD. CODE	CAT. A	CAT. C	CAT. D	COD. CODE	CAT. A

GIRATORIA 4 RADIOS GAS CON RUEDAS **SWIVEL WITH 4 LEGS GASLIFT-CASTORS** **KROSS/AB** ESTRUCT. PINTADA BLANCO / WHITE PAINTED FRAME **AB € =**
KROSS/AN ESTRUCT. PINTADA NEGRO / BLACK PAINTED FRAME **AN € =**
KROSS/ACC ESTRUCT. CROMADA / CHROMED FRAME **ACC +€ 13**



blanco	white	KSG4B	396	KSG4BS	484	495	517	KSG4BSS	561	583	605
tarena	dove-colour	KSG4T		KSG4TS				KSG4TSS			
octanio	teal	KSG4A		KSG4AS				KSG4ASS			
negro	black	KSG4N		KSG4NS				KSG4NSS			
verde	green	KSG4V	407	KSG4VS	495	506	528	KSG4VSS	572	594	616
rojo	red	KSG4R	KSG4RS	KSG4RSS							



blanco	white	KS5B	275	KS5BS	363	374	396	KS5BSS	440	462	484
tarena	dove-colour	KS5T		KS5TS				KS5TSS			
octanio	teal	KS5A		KS5AS				KS5ASS			
negro	black	KS5N		KS5NS				KS5NSS			
verde	green	KS5V	286	KS5VS	374	385	407	KS5VSS	451	473	495
rojo	red	KS5R	KS5RS	KS5RSS							

NOTE: Para todas las versiones con asiento tapizado altura asiento + 2 cm
 All versions with padded seat have a seat height + 2 cm

★	BASE (P. 14)	INDICAR EL EN PEDIDO	TO SPECIFY IN THE ORDER	€
	APS	VERSION CON BASE EN NYLON NEGRO	VERSION WITH BLACK NYLON BASE	APS+ =
	APW-APG	VERSION CON BASE EN NYLON	VERSION WITH NYLON BASE	APW-APG+ 11
	AL6-AL7-AL9-ANN	VERSION CON BASE ALUMINIO	VERSION WITH BASE IN ALUMINIUM	AL6-AL7-AL9-ANN+ 36
	AL5-AWW	VERSION CON BASE ALUMINIO	VERSION WITH BASE IN ALUMINIUM	AL5-AWW+ 66
	AL3	VERSION CON BASE ALUMINIO	VERSION WITH BASE IN ALUMINIUM	AL3+ 88
	AL4	VERSION CON BASE ALUMINIO 4 RADIOS (con desliz./no oscilante)	4 STAR BASE IN ALUMINIUM (with feet / no tilt)	AL4+ 66

KALLA

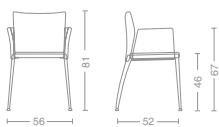


A petición versión ignífuga / Fire resistance Italian homologation on request.

COD. CODE	CAT. A	CAT. C	CAT. D	CAT. P
	€	€	€	€



ESTRUCTURA PINTADA ALU.	ALU. PAINTED FRAME	KLL20	473	495	528	627
sin brazos	without arms					



ESTRUCTURA PINTADA ALU.	ALU. PAINTED FRAME	KLL22	638	660	715	847
con brazos tapizados	with padded arms					



ENGANCHE	LINKING DEVICE	KLL29	66

KICCA ONE

Modelo registrado
Registered model

Silla apilable monobloque
Stack monoblock chair

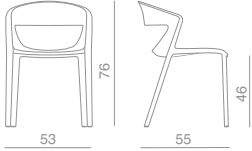


Test UV - Norma Europea EN16139-1 / European Standard EN16139-1



A petición versión ignífuga.
Fire resistance Italian homologation on request.

POLIPROPILENO REFORZADO CON FIBRAS DE VIDRIO / FIBERGLASS-REINFORCED POLYPROPYLENE

COLOR SILLA	CHAIR COLOUR	MISMO COLOR SAME COLOR		MISMO COLOR SAME COLOR		MISMO COLOR SAME COLOR		COD. CODE	1 PZAS/BOX 1 PCS/BOX
		COD. CODE	4 PZAS/BOX 4 PCS/BOX	COD. CODE	3 PZAS/BOX 3 PCS/BOX	COD. CODE	2 PZAS/BOX 2 PCS/BOX		
blanco	white	KC10C/4	*138	KC10C/3	*162	KC10C/2	*186	KC10C/1	210
gris (claro)	grey (light)	KC10G/4		KC10G/3		KC10G/2		KC10G/1	
verde	green	KC10V/4		KC10V/3		KC10V/2		KC10V/1	
arena	dove-colour	KC10T/4		KC10T/3		KC10T/2		KC10T/1	
rojo	red	KC10R/4		KC10R/3		KC10R/2		KC10R/1	
lava	lava	KC10L/4		KC10L/3		KC10L/2		KC10L/1	
turquesa	turquoise	KC10P/4		KC10P/3		KC10P/2		KC10P/1	
lila	lilac	KC10F/4		KC10F/3		KC10F/2		KC10F/1	
amarillo	yellow	KC10Y/4		KC10Y/3		KC10Y/2		KC10Y/1	
caramelo	caramel	KC10K/4		KC10K/3		KC10K/2		KC10K/1	
verde salvia	desert sage	KC10E/4		KC10E/3		KC10E/2		KC10E/1	



NOTE: * LOS PRECIOS SON UNITARIOS - EN EL PEDIDO INDIQUEN LA CANTIDAD CORRECTA POR CADA SILLA.
PRICES REFER TO THE SINGLE CHAIR - IN THE ORDER PLEASE SPECIFY THE EXACT QUANTITY OF CHAIRS.

	COD. CODE	CAT. A	CAT. C	CAT. D	CAT. P
		€	€	€	€
 <i>Cojín de quita y pon desfundable</i> / <i>Detachable and removable cushion</i>	KC10S	125	136	158	—
 <i>Carro</i> / <i>Trolley</i>	KC17	205			

NOTE: Las carcasas color lava y verde salvia son conformes a la norma CAM. La carcasa blanca es conforme en la versión homologada al fuego KFC10C/ con sobreprecio +€ 55
The lava and desert sage shells comply with CAM standard. The white shell complies with CAM standard in the homologated fireproof version KFC10C/ with price increase + € 55

KLIA

Modelo registrado
Registered model

Test UV - Norma Europea EN16139 nivel 1 - European Standard EN16139 level 1

A petición versión ignífuga.
Fire resistance Italian homologation on request.

Silla apilable monobloque
Stack monoblock chair




POLIPROPILENO REFORZADO CON FIBRAS DE VIDRIO / FIBERGLASS-REINFORCED POLYPROPYLENE

	COLOR SILLA	CHAIR COLOUR	MISMO COLOR SAME COLOR		MISMO COLOR SAME COLOR		MISMO COLOR SAME COLOR		COD. CODE	1 PZAS/BOX 1 PCS/BOX
			COD. CODE	4 PZAS/BOX 4 PCS/BOX	COD. CODE	3 PZAS/BOX 3 PCS/BOX	COD. CODE	2 PZAS/BOX 2 PCS/BOX		
Sin brazos - Without arms APILABLE 12 PZAS - STACKABLE 12 PCS.	blanco	white	KL1C/4	*134	KL1C/3	*158	KL1C/2	*183	KL1C/1	207
	rosa antiguo	old rose	KL1A/4		KL1A/3		KL1A/2		KL1A/1	
	turquesa	turquoise	KL1P/4		KL1P/3		KL1P/2		KL1P/1	
	gris	grey	KL1G/4		KL1G/3		KL1G/2		KL1G/1	
	verde	green	KL1V/4		KL1V/3		KL1V/2		KL1V/1	
	rojo	red	KL1R/4		KL1R/3		KL1R/2		KL1R/1	
	arena	dove-colour	KL1T/4		KL1T/3		KL1T/2		KL1T/1	
	amarillo	yellow	KL1Y/4		KL1Y/3		KL1Y/2		KL1Y/1	
	gris pizarra	slate grey	KL1S/4		KL1S/3		KL1S/2		KL1S/1	
Con brazos - With arms APILABLE 10 PZAS - STACKABLE 10 PCS.	blanco	white	KL2C/4		*156		KL2C/3		*180	
	rosa antiguo	old rose	KL2A/4	KL2A/3		KL2A/2	KL2A/1			
	turquesa	turquoise	KL2P/4	KL2P/3		KL2P/2	KL2P/1			
	gris	grey	KL2G/4	KL2G/3		KL2G/2	KL2G/1			
	verde	green	KL2V/4	KL2V/3		KL2V/2	KL2V/1			
	rojo	red	KL2R/4	KL2R/3		KL2R/2	KL2R/1			
	arena	dove-colour	KL2T/4	KL2T/3		KL2T/2	KL2T/1			
	amarillo	yellow	KL2Y/4	KL2Y/3		KL2Y/2	KL2Y/1			
	gris pizarra	slate grey	KL2S/4	KL2S/3		KL2S/2	KL2S/1			

NOTE:

* LOS PRECIOS SON UNITARIOS - EN EL PEDIDO INDIQUEN LA CANTIDAD CORRECTA POR CADA SILLA.
PRICES REFER TO THE SINGLE CHAIR - IN THE ORDER PLEASE SPECIFY THE EXACT QUANTITY OF CHAIRS.

	COD. CODE	CAT. A	CAT. C	CAT. D	CAT. P
		€	€	€	€
COJIN DE QUITA Y PON ASIENTO	REMOVABLE SEAT CUSHION				
	KL3SR	121	132	154	187

KLIA

Con cojin asiento fijo
With fixed seat cushion



	COD. CODE	CAT. A	CAT. C	CAT. D	CAT. P
Sin brazos - Without arms		€	€	€	€
blanco	KL1CS	264	275	286	330
rosa antiguo	KL1AS				
turquesa	KL1PS				
gris	KL1GS				
verde	KL1VS				
rojo	KL1RS				
arena	KL1TS				
amarillo	KL1YS				
gris pizarra	KL1SS				
Con brazos - With arms					
blanco	KL2CS	288	299	310	354
rosa antiguo	KL2AS				
turquesa	KL2PS				
gris	KL2GS				
verde	KL2VS				
rojo	KL2RS				
arena	KL2TS				
amarillo	KL2YS				
gris pizarra	KL2SS				

	CARRO	TROLLEY
		
	KC17	205

KRIZIA



Norma Europea En13761 (versión 4 patas)
European Standard En13761 (4 legs version)

A petición versión ignífuga / Fire resistance Italian homologation on request.

POLICARBONATO POLYCARBONATE		ASIENTO TAPIZADO FIXED PADDED SEAT				ASIENTO-RESPALDO TAPIZADOS PADDED SEAT-BACK			
COD. CODE	€	COD. CODE	CAT. A	CAT. C	CAT. D	COD. CODE	CAT. A	CAT. C	CAT. D
			€	€	€		€	€	€

KRIZIA/AV ESTRUCTURA PINTADA ALU. / ALU. PAINTED FRAME **AV €=**
KRIZIA/AB ESTRUCTURA PINTADA BLANCO / WHITE PAINTED FRAME **AB €=**
KRIZIA/ACC ESTRUCTURA CROMADA / CHROMED FRAME **ACC +€13**

4 PATAS 4 LEGS		4 PATAS HAYA BARNIZADO NATURAL 4 LEGS NATURAL PAINTED BEECHWOOD				4 PATAS HAYA BARNIZADO BLANCO 4 LEGS WHITE PAINTED BEECHWOOD					
blanco	white	KR1B	233	KR1BS	310	321	332	KR1BSS	398	420	442
rojo	red	KR1R		KR1RS				KR1RSS			
moka	moka	KR1M		KR1MS				KR1MSS			
negro	black	KR1N		KR1NS				KR1NSS			
transparente	transparent	-		KR1TS				-			

4 PATAS HAYA BARNIZADO NATURAL 4 LEGS NATURAL PAINTED BEECHWOOD		4 PATAS HAYA BARNIZADO BLANCO 4 LEGS WHITE PAINTED BEECHWOOD									
blanco	white	FN2B	385	FN2BS	462	473	484	FN2BSS	550	572	594
rojo	red	FN2R		FN2RS				FN2RSS			
moka	moka	FN2M		FN2MS				FN2MSS			
negro	black	FN2N		FN2NS				FN2NSS			
transparente	transparent	-		-				-			

4 PATAS HAYA BARNIZADO BLANCO 4 LEGS WHITE PAINTED BEECHWOOD		4 PATAS HAYA BARNIZADO BLANCO 4 LEGS WHITE PAINTED BEECHWOOD									
blanco	white	FB2B	385	FB2BS	462	473	484	FB2BSS	550	572	594
rojo	red	FB2R		FB2RS				FB2RSS			
moka	moka	FB2M		FB2MS				FB2MSS			
negro	black	FB2N		FB2NS				FB2NSS			
transparente	transparent	-		-				-			

Giratoria - Swivel

GIRATORIA GAS BASE CROMADA		SWIVEL- GASLIFT CHROMED BASE									
blanco	white	KR9B	380	KR9BS	457	468	479	KR9BSS	545	567	589
rojo	red	KR9R		KR9RS				KR9RSS			
moka	moka	KR9M		KR9MS				KR9MSS			
negro	black	KR9N		KR9NS				KR9NSS			
transparente	transparent	-		KR9TS				-			

GIRATORIA GAS		SWIVEL WITH GASLIFT				BASE POR CONFIRMAR EN EL PEDIDO VER PAG. 28 BASE TO SPECIFY IN THE ORDER SEE PAGE 28					
blanco	white	KR5B	332	KR5BS	409	420	431	KR5BSS	497	519	541
rojo	red	KR5R		KR5RS				KR5RSS			
moka	moka	KR5M		KR5MS				KR5MSS			
negro	black	KR5N		KR5NS				KR5NSS			
transparente	transparent	-		KR5TS				-			

GIRATORIA 4 RADIOS		SWIVEL WITH 4 LEGS				KRIZIA/AB ESTRUCTURA PINTADA BLANCO / WHITE PAINTED FRAME KRIZIA/AN ESTRUCTURA PINTADA NEGRO / BLACK PAINTED FRAME KRIZIA/ACC ESTRUCTURA CROMADA / CHROMED FRAME						AB €=	AN €=	ACC + €13
blanco	white	KR4B	356	KR4BS	433	444	455	KR4BSS	521	543	565			
rojo	red	KR4R		KR4RS				KR4RSS						
moka	moka	KR4M		KR4MS				KR4MSS						
negro	black	KR4N		KR4NS				KR4NSS						
transparente	transparent	-		KR4TS				-				-	-	

GIRATORIA 4 RADIOS CON RUEDAS		SWIVEL WITH 4 LEGS WITH CASTORS				KRIZIA/AB ESTRUCTURA PINTADA BLANCO / WHITE PAINTED FRAME KRIZIA/AN ESTRUCTURA PINTADA NEGRO / BLACK PAINTED FRAME KRIZIA/ACC ESTRUCTURA CROMADA / CHROMED FRAME						AB €=	AN €=	ACC + €13
blanco	white	RR4B	380	RR4BS	457	468	479	RR4BSS	545	567	589			
rojo	red	RR4R		RR4RS				RR4RSS						
moka	moka	RR4M		RR4MS				RR4MSS						
negro	black	RR4N		RR4NS				RR4NSS						
transparente	transparent	-		RR4TS				-				-	-	

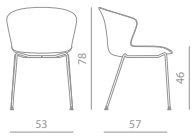
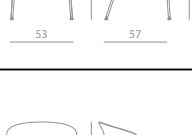
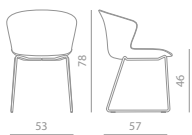
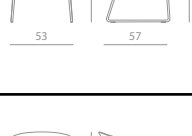

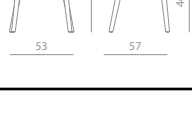
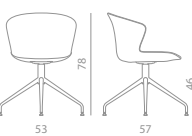
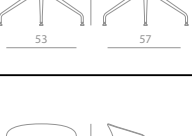

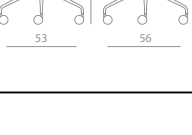

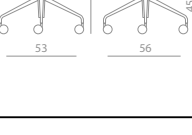
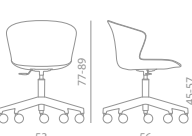
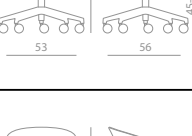


KICCA PLUS

Totalmente tapizada (no apilable)
Fully up holstered (not stackable)



Norma Europea EN16139 nivel 1 - European Standard EN16139-1

A petición versión ignífuga / Fire resistance Italian homologation on request

	COD. CODE	CAT. A	CAT. C	CAT. D	CAT. P	
		€	€	€	€	
	MONOCOLOR	ONE COLOUR	KICCA PLUS/AN KICCA PLUS/AV KICCA PLUS/AB KICCA PLUS/ACC	estructura pintada negro / black painted frame estructura pintada aluminio / alu painted frame estructura pintada blanco / white painted frame estructura cromada / chromed frame	AN €= AV €= AB €= ACC + € 13	
	estructura 4 patas	4 legs frame				KCP1M
	BICOLOR	TWO COLOURS				
	estructura 4 patas	4 legs frame	KCP1B	550	583	627
	MONOCOLOR	ONE COLOUR	KICCA PLUS/AN KICCA PLUS/AV KICCA PLUS/AB KICCA PLUS/ACC	estructura pintada negro / black painted frame estructura pintada aluminio / alu painted frame estructura pintada blanco / white painted frame estructura cromada / chromed frame	AN €= AV €= AB €= ACC + € 13	
	base patín	sled frame				KCP2M
	BICOLOR	TWO COLOURS				
	base patín	sled frame	KCP2B	572	605	649
	MONOCOLOR	ONE COLOUR	ESTRUCTURA EN ARCE MAPLE WOOD FRAME			
	estructura en arce 4 patas	4 legs wood frame	KCP1LEM	649	682	726
	BICOLOR	TWO COLOURS				
	estructura en arce 4 patas	4 legs wood frame	KCP1LEB	693	726	770
	MONOCOLOR	ONE COLOUR	KICCA PLUS/AN KICCA PLUS/AB KICCA PLUS/ACC	estructura pintada negro / black painted frame estructura pintada blanco / white painted frame estructura cromada / chromed frame	AN €= AB €= ACC + € 13	
	giratoria 4 radios	swivel w/4 legs				KCP4M
	BICOLOR	TWO COLOURS				
	giratoria 4 radios	swivel w/4 legs	KCP4B	616	649	693
	MONOCOLOR	ONE COLOUR	KICCA PLUS/AN KICCA PLUS/AB KICCA PLUS/ACC	estructura pintada negro / black painted frame estructura pintada blanco / white painted frame estructura cromada / chromed frame	AN €= AB €= ACC + € 13	
	giratoria 4 radios con ruedas	swivel w/4 legs with castors				RCP4M
	BICOLOR	TWO COLOURS				
	giratoria 4 radios con ruedas	swivel w/4 legs with castors	RCP4B	644	677	721
	MONOCOLOR	ONE COLOUR	KICCA PLUS/AN KICCA PLUS/AB KICCA PLUS/ACC	estructura pintada negro / black painted frame estructura pintada blanco / white painted frame estructura cromada / chromed frame	AN €= AB €= ACC + € 13	
	giratoria 4 radios con ruedas gas	swivel w/4 legs gasflit with castors				GRCP4M
	BICOLOR	TWO COLOURS				
	giratoria 4 radios con ruedas gas	swivel w/4 legs gasflit with castors	GRCP4B	704	737	781
	MONOCOLOR	ONE COLOUR	BASE POR CONFIRMAR EN EL PEDIDO VER PAG. 28 BASE TO SPECIFY IN THE ORDER SEE PAGE 28			
	giratoria gas	swivel w/gasflit	KCP5M	528	561	605
	BICOLOR	TWO COLOURS				
	giratoria gas	swivel w/gasflit	KCP5B	572	605	649
	MONOCOLOR	ONE COLOUR	KICCA PLUS/AN KICCA PLUS/AB KICCA PLUS/ACC	estructura pintada negro / black painted frame estructura pintada aluminio / alu painted frame estructura pintada blanco / white painted frame estructura cromada / chromed frame	AN €= AB €= ACC + € 13	
	giratoria gas base cromada	swivel w/gasflit chromed base				KCP9M
	BICOLOR	TWO COLOURS				
	giratoria gas base cromada	swivel w/gasflit chromed base	KCP9B	616	649	693

NOTE: BICOLOR - TWO COLOURS
 El primer código se refiere a la parte interna. El segundo se refiere a la parte externa.
 The first code refers to the inner part. The second code refers to the external part.

KROSS PLUS

Totalmente tapizada (no apilable)
Fully upholstered (not stackable)



Norma europea EN16139 nivel 1 - European Standard EN16139-1

A petición versión ignífuga
Fire resistance Italian homologation on request

COD. CODE	CAT. A	CAT. C	CAT. D	CAT. P		
					€	€
	ESTRUCTURA 4 PATAS EN POLIPROPILENO		POLYPROPYLENE 4-LEG FRAME		KROSS PLUS/AB ESTRUCT. BLANCA / WHITE FRAME	AB € =
	KROSS PLUS/AT ESTRUCT. ARENA / DOVE-COLOUR FRAME				AT € =	
KROSS PLUS/AN ESTRUCT. NEGRA / BLACK FRAME				AN € =		
KROSS PLUS/FL ESTRUCT. FIBRA DE MADERA / WOOD FIBER FRAME				FL+ € 28		
monocolor	one colour	KSP1M	429	462	495	649
bicolor	two colours	KSP1B	484	517	550	704
	ESTRUCTURA PATIN		SLED FRAME		KROSS PLUS/AB ESTRUCT. PINTADA BLANCO / WHITE PAINTED FRAME	AB € =
	KROSS PLUS/AN ESTRUCT. PINTADA NEGRO / BLACK PAINTED FRAME				AN € =	
KROSS PLUS/ACC ESTRUCT. CROMADA / CHROMED FRAME				ACC + € 13		
monocolor	one colour	KSP2M	462	495	528	682
bicolor	two colours	KSP2B	517	550	583	737
	GIRATORIAS 4 PATAS EN NYLON		SWIVEL WITH 4 NYLON LEGS		KROSS PLUS/AB BASE PIRAMIDAL BLANCA NYLON / PYRAMIDAL WHITE NYLON BASE	AB € =
	KROSS PLUS/AN BASE PIRAMIDAL NEGRA NYLON / PYRAMIDAL BLACK NYLON BASE				AN € =	
monocolor	one colour	KSP3M	517	550	583	737
bicolor	two colours	KSP3B	572	605	638	792
	GIRATORIAS 4 RADIOS ALUMINIO		SWIVEL WITH 4 ALU LEGS		BASE PIRAMIDAL ALUMINIO / ALUMINIUM PYRAMIDAL BASE	
	monocolor	one colour	KSP6M	605	638	671
bicolor	two colours	KSP6B	660	693	726	880
	GIRATORIAS 4 RADIOS		SWIVEL 4-LEGS		KROSS PLUS/AB ESTRUCT. PINTADA BLANCO / WHITE PAINTED FRAME	AB € =
	KROSS PLUS/AN ESTRUCT. PINTADA NEGRO / BLACK PAINTED FRAME				AN € =	
KROSS PLUS/ACC ESTRUCT. CROMADA / CHROMED FRAME				ACC + € 13		
monocolor	one colour	KSP4M	528	561	594	748
bicolor	two colours	KSP4B	583	616	649	803
	GIRATORIAS 4 RADIOS CON RUEDAS		SWIVEL 4 LEGS WITH CASTORS		KROSS PLUS/AB ESTRUCT. PINTADA BLANCO / WHITE PAINTED FRAME	AB € =
	KROSS PLUS/AN ESTRUCT. PINTADA NEGRO / BLACK PAINTED FRAME				AN € =	
KROSS PLUS/ACC ESTRUCT. CROMADA / CHROMED FRAME				ACC + € 13		
monocolor	one colour	KSP4M	556	589	622	776
bicolor	two colours	KSP4B	611	644	677	831
	GIRATORIAS 4 RADIOS-GAS CON RUEDAS		SWIVEL WITH 4 LEGS GASLIFT-CASTORS		KROSS PLUS/AB ESTRUCT. PINTADA BLANCO / WHITE PAINTED FRAME	AB € =
	KROSS PLUS/AN ESTRUCT. PINTADA NEGRO / BLACK PAINTED FRAME				AN € =	
KROSS PLUS/ACC ESTRUCT. CROMADA / CHROMED FRAME				ACC + € 13		
monocolor	one colour	KSP4M	605	638	671	825
bicolor	two colours	KSP4B	660	693	726	880
	GIRATORIA-GAS		SWIVEL-GASLIFT		BASE POR CONFIRMAR EN EL PEDIDO VER PAG. 28	
	BASE TO SPECIFY IN THE ORDER SEE PAGE 28					
monocolor	one colour	KSP5M	484	517	550	704
bicolor	two colours	KSP5B	539	572	605	759

NOTE: BICOLOR - TWO COLOURS

El primer código identifica el asiento. El segundo las otras partes internas y externas.

The first code refers to the seat only. The second code refers to the remaining internal and external parts.

Silla apilable - Stack chair



Norma Europea EN 15373-EN1022-EN1728 (versión 4 patas)
European Standard EN 15373-EN1022-EN1728 (4 legs version)

A petición versión ignífuga / Fire resistance Italian homologation on request.

		POLIPROPILENO POLYPROPYLENE		ASIENTO TAPIZADO PADDED SEAT			ASIENTO-RESPALDO TAPIZADOS PADDED SEAT-BACK					
		COD. CODE		COD. CODE	CAT. A	CAT. C	CAT. D	COD. CODE	CAT. A	CAT. C	CAT. D	
			€		€	€	€		€	€	€	
	KYOS/AN	ESTRUCTURA PINTADA NEGRA		4-LEGS BLACK PAINTED FRAME			AN + =					
	KYOS/AB	ESTRUCTURA PINTADA BLANCO		4-LEGS WHITE PAINTED FRAME			AB + =					
	KYOS/ACC	ESTRUCTURA CROMADA		4-LEGS CHROMED FRAME			ACC + € 13					
	carcasa gris grey shell	KY1G	198	KY1GS	231	242	264	KY1GSS	270	281	303	
carcasa negra black shell	KY1N	KY1NS		KY1NSS								
carcasa blanca white shell	KY1B	KY1BS		KY1BSS								
	KYOS/AN	ESTRUCTURA PINTADA NEGRA		4-LEGS BLACK PAINTED FRAME			AN + =					
	KYOS/AB	ESTRUCTURA PINTADA BLANCO		4-LEGS WHITE PAINTED FRAME			AB + =					
	KYOS/ACC	ESTRUCTURA CROMADA		4-LEGS CHROMED FRAME			ACC + € 13					
	BRAZOS A JUEGO CON EL COLOR DE LA CARCASA ARMS MATCH WITH THE PLASTIC SHELLS COLORS											
carcasa gris grey shell	KY2G	231	KY2GS	264	275	297	KY2GSS	303	314	336		
carcasa negra black shell	KY2N		KY2NS				KY2NSS					
carcasa blanca white shell	KY2B		KY2BS				KY2BSS					
	KYOS/AN	ESTRUCTURA PINTADA NEGRA		4-LEGS BLACK PAINTED FRAME			AN + =					
	KYOS/AB	ESTRUCTURA PINTADA BLANCO		4-LEGS WHITE PAINTED FRAME			AB + =					
	KYOS/ACC	ESTRUCTURA CROMADA		4-LEGS CHROMED FRAME			ACC + € 13					
	BRAZOS Y PALA ESCR. - SOLO EN NEGRO - ARMS AND WRITING TABLET - ONLY BLACK -											
carcasa gris grey shell	KY3G	264	KY3GS	297	308	330	KY3GSS	336	347	369		
carcasa negra black shell	KY3N		KY3NS				KY3NSS					
carcasa blanca white shell	KY3B		KY3BS				KY3BSS					
	KYOS/AN	ESTRUCTURA PINTADA NEGRA C/RUEDAS		4-LEGS BLACK PAINTED FRAME W/CASTORS			AN + =					
	KYOS/ACC	ESTRUCTURA CROMADA C/RUEDAS		4-LEGS CHROMED FRAME W/CASTORS			ACC + € 13					
	BRAZOS A JUEGO CON EL COLOR DE LA CARCASA ARMS MATCH WITH THE PLASTIC SHELLS COLORS											
	carcasa gris grey shell	KY5G	264	KY5GS	297	308	330	KY5GSS	336	347	369	
carcasa negra black shell	KY5N	KY5NS		KY5NSS								
carcasa blanca white shell	KY5B	KY5BS		KY5BSS								
	KYOS/AN	ESTRUCTURA PINTADA NEGRA		BLACK PAINTED SLED FRAME			AN + =					
	KYOS/ACC	ESTRUCTURA CROMADA		CHROMED SLED FRAME			ACC + € 13					
	carcasa gris grey shell	KY6G	242	KY6GS	275	286	308	KY6GSS	314	325	347	
	carcasa negra black shell	KY6N		KY6NS				KY6NSS				
carcasa blanca white shell	KY6B	KY6BS		KY6BSS								
	KYOS/AN	ESTRUCTURA PINTADA NEGRA		BLACK PAINTED SLED FRAME			AN + =					
	KYOS/ACC	ESTRUCTURA CROMADA		CHROMED SLED FRAME			ACC + € 13					
	BRAZOS A JUEGO CON EL COLOR DE LA CARCASA ARMS MATCH WITH THE PLASTIC SHELLS COLORS											
	carcasa gris grey shell	KY7G	275	KY7GS	308	319	341	KY7GSS	347	358	380	
carcasa negra black shell	KY7N	KY7NS		KY7NSS								
carcasa blanca white shell	KY7B	KY7BS		KY7BSS								
	PAREJA ENGANCHES	LINKING DEVICE	(NECESARIO EL MONTAJE - ASSEMBLY BEFORE) Dimensiones totales sin brazos L=55 - Con brazos L=62 Overall dimensions L=55 no arms - L=62w/arms									
			KY18	28								
	CARRO	TROLLEY	APILABLE: SIN BRAZOS 7 SILLAS-CON BRAZOS 6 SILLAS STACK CHAIR: WITHOUT ARMS 7 CHAIRS - WITH ARMS 6 CHAIRS									
			KC17	205								

NOTE:

LA PALA ESCRITORIO SE PUEDE MONTAR TAMBIÉN EN LOS ARTICULOS: KY5. Y KY7.
ON REQUEST THE WRITING TABLET CAN BE ASSEMBLED ALSO ON ITEMS: KY5. AND KY7.

+ € 33

KLIC



Norma Europea - European Standard EN1022-EN1728

GOD. CODE	CAT. A	CAT. C	CAT. D	CAT. P	
					ASIENTO TAPIZADO - RESPALDO EN POLIPROP. NEGRO PADDED SEAT - BLACK POLYPROPYLENE BACKREST
KLC22A	-	352	374	-	
					ASIENTO TAPIZADO - RESPALDO EN POLIPROP. GRIS PADDED SEAT - GREY POLYPROPYLENE BACKREST
KLC32A	-	352	374	-	
					ASIENTO TAPIZADO - RESPALDO EN POLIPROP. NEGRO PADDED SEAT - BLACK POLYPROPYLENE BACKREST
KLC24A	-	363	385	-	
					ASIENTO TAPIZADO - RESPALDO EN POLIPROP. GRIS PADDED SEAT - GREY POLYPROPYLENE BACKREST
KLC34A	-	363	385	-	
BASE	CONFIRMAR EN EL PEDIDO TO SPECIFY IN THE ORDER				€
KLIC/AV	ESTRUCTURA PINTADA ALUMINIO VERSION WITH ALUMINIUM PAINTED FRAME				AV + =
KLIC/AC	ESTRUCTURA CROMADA VERSION WITH CHROMED FRAME				AC + 36

KIMBOX wood

Haya pintado / Painted beechwood



Silla apilable serie KW01.. e KW02.. - Stack chair series KW01.. e KW02..

Norma Europea EN13761-EN1022-EN1728
European Standard EN13761-EN1022-EN1728

A petición versión ignífuga / Fire resistance Italian homologation on request



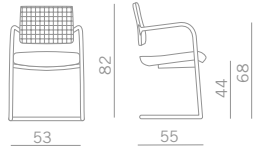
GOD. CODE	HAYA BEECHWOOD	CAT. A	CAT. C	CAT. D	CAT. P			
							€	€
						KIMBOX WOOD/AN ESTRUCTURA PINTADA NEGRO / BLACK PAINTED FRAME AN €=- KIMBOX WOOD/ACC ESTRUCTURA CROMADA / CHROMED FRAME ACC +€ 13		
	pintado natural	natural painted	KW01F	343	-	-	-	
	pintado negro	black painted	KW01N	355	-	-	-	
	ASIENTO TAPIZADO	PADDED SEAT						
	pintado natural	natural painted	KW01FS	-	451	462	484	539
	pintado negro	black painted	KW01NS	-	463	474	496	551
								KIMBOX WOOD/AN ESTRUCTURA PINTADA NEGRO / BLACK PAINTED FRAME AN €=- KIMBOX WOOD/ACC ESTRUCTURA CROMADA / CHROMED FRAME ACC +€ 13
	pintado natural	natural painted	KW02F	366	-	-	-	
	pintado negro	black painted	KW02N	378	-	-	-	
	ASIENTO TAPIZADO	PADDED SEAT						
	pintado natural	natural painted	KW02FS	-	475	486	508	563
	pintado negro	black painted	KW02NS	-	487	498	520	575
								KIMBOX WOOD/AN ESTRUCTURA PINTADA NEGRO / BLACK PAINTED FRAME AN €=- KIMBOX WOOD/ACC ESTRUCTURA CROMADA / CHROMED FRAME ACC +€ 13
	pintado natural	natural painted	KW03F	431	-	-	-	
	pintado negro	black painted	KW03N	443	-	-	-	
	ASIENTO TAPIZADO	PADDED SEAT						
	pintado natural	natural painted	KW03FS	-	534	545	567	622
	pintado negro	black painted	KW03NS	-	546	557	579	634
								SOLO PARA LOS ART. KW01.. KW02.. ONLY FOR ART. KW01.. KW02..
	SILLA GIRATORIA CON RUEDAS, PALA ESCR. Y PORTAOBJETOS	SWIVEL WITH CASTORS AND WRITING TABLET AND STORAGE						
	pintado natural	natural painted	TKW04F	627	-	-	-	
	pintado negro	black painted	TKW04N	638	-	-	-	
	ASIENTO TAPIZADO	PADDED SEAT						
	pintado natural	natural painted	TKW04FS	-	735	746	768	823
	pintado negro	black painted	TKW04NS	-	747	758	780	835
	ENGANCHE	LINKING DEVICE						
	(No se puede apilar)	(version with linking device not stackable)	KMB16				66	

KELLY



VERSIONES - VERSIONS

Asiento tapizado - Respaldo en malla / Padded seat - Mesh backrest
Asiento-respaldo tapizados/ Padded seat - Backrest



con brazos

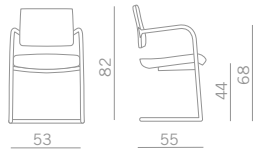
with arms

COD. CODE	CAT. A	CAT. C	CAT. D	CAT. P
	€	€	€	€

ASIENTO TAPIZADO
RESPALDO
EN MALLA POLIESTER
D218-D221-D222

PADDED SEAT
BACKREST
IN POLYESTER MESH
D218-D221-D222

KY172R	506	517	572	616
--------	-----	-----	-----	-----



con brazos

with arms

ASIENTO-RESPALDO TAPIZADOS

PADDED SEAT-BACKREST

KY172T	539	561	605	693
--------	-----	-----	-----	-----



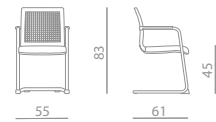
BASE	CONFIRMAR EN EL PEDIDO	TO SPECIFY IN THE ORDER	€
KELLY/AV	BASE PATÍN PINATADA ALUMINIO	ALU. PAINTED SLED FRAME	AV+ =
KELLY/AC	ESTRUCTURA CROMADA	CHROMED SLED FRAME	AC+ 36

KARMA (CHAIR)

Asiento tapizado - Respaldo en malla
Padded seat - Mesh backrest



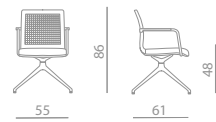
A petición versión ignífuga / Fire resistance Italian homologation on request.



APILABLE

STACKABLE

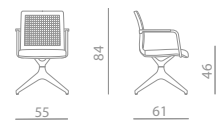
estructura negra	black sled frame	KA181AN	517	528	550	627
estructura cromada	chromed sled frame	KA181AC	539	550	572	649



**BASE GIRATORIA
PIRAMIDAL EN ALUMINIO**

**SWIVEL ALUMINIUM
PYRAMIDAL BASE**

brazos cromados	with chromed arms	KA190AL	649	660	682	759
-----------------	-------------------	---------	-----	-----	-----	-----

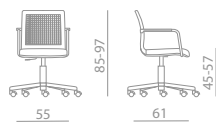


**BASE GIRATORIA PIRAMIDAL
NYLON NEGRO**

**SWIVEL PYRAMIDAL BLACK
NYLON BASE**

con brazos negros	with black arms	KA190AN	561	572	594	671
-------------------	-----------------	---------	-----	-----	-----	-----

BASE: PAG. 28/BASE: PAGE 28



BRAZOS NEGROS

WITH BLACK ARMS

gas	gaslift	KA163AN	528	539	561	638
gas "tilt"/L	gaslift with tilt/L	KA167AN	561	572	594	671

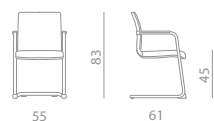
BRAZOS CROMADOS

WITH CHROMED ARMS

gas	gaslift	KA163AC	539	550	572	649
gas "tilt"/L	gaslift with tilt/L	KA167AC	572	583	605	682

KARMA (CHAIR)

Asiento y respaldo tapizados-trasera negra
Padded seat and backrest - black backside



APILABLE

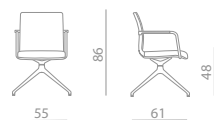
estructura negra
estructura cromada

STACKABLE

black sled frame
chromed sled frame

COD. CODE	CAT. A	CAT. C	CAT. D	CAT. P
	€	€	€	€

KA281AN	528	539	572	671
KA281AC	550	561	594	693



BASE GIRATORIA PIRAMIDAL EN ALUMINIO

brazos cromados

SWIVEL ALUMINIUM PYRAMIDAL BASE

with chromed arms

KA290AL	660	671	704	803
---------	-----	-----	-----	-----



BASE GIRATORIA PIRAMIDAL NYLON NEGRO

con brazos negros

SWIVEL PYRAMIDAL BLACK NYLON BASE

with black arms

KA290AN	572	583	616	715
---------	-----	-----	-----	-----

BASE: PAG. 28/BASE: PAGE 28



BRAZOS NEGROS

gas
gas "tilt"/L

WITH BLACK ARMS

gaslift
gaslift with tilt/L

KA263AN	539	550	583	682
KA267AN	572	583	616	715

BRAZOS CROMADOS

gas
gas "tilt"/L

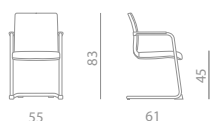
WITH CHROMED ARMS

gaslift
gaslift with tilt/L

KA263AC	550	561	594	693
KA267AC	583	594	627	726

KARMA (CHAIR)

Asiento y respaldo totalmente tapizados
Padded seat and backrest - front and backside



APILABLE

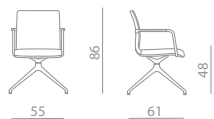
estructura negra
estructura cromada

STACKABLE

black sled frame
chromed sled frame

COD. CODE	CAT. A	CAT. C	CAT. D	CAT. P
	€	€	€	€

KA381AN	550	572	616	726
KA381AC	572	594	638	748



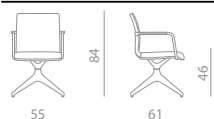
BASE GIRATORIA PIRAMIDAL EN ALUMINIO

brazos cromados

SWIVEL ALUMINIUM PYRAMIDAL BASE

with chromed arms

KA390AL	682	704	748	858
---------	-----	-----	-----	-----



BASE GIRATORIA PIRAMIDAL NYLON NEGRO

con brazos negros

SWIVEL PYRAMIDAL BLACK NYLON BASE

with black arms

KA390AN	594	616	660	770
---------	-----	-----	-----	-----

BASE: PAG. 28/BASE: PAGE 28



BRAZOS NEGROS

gas
gas "tilt"/L

WITH BLACK ARMS

gaslift
gaslift with tilt/L

KA363AN	561	583	627	737
KA367AN	594	616	660	770

BRAZOS CROMADOS

gas
gas "tilt"/L

WITH CHROMED ARMS

gaslift
gaslift with tilt/L

KA363AC	572	594	638	748
KA367AC	605	627	671	781

Stools

45	Kalea Stool
44	Kameo Stool
40	Kat Padded
42	Kensho Stool
52	Kicca Plus Stool
48	Kicca Stool
43	Kimbox Stool
53	Kimmi
41	Klou
51	Kross Plus Stool
50	Kross Stool
42	Kyro







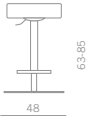
Taburetes

KAT (PADDED)

Asiento tapizado - Padded seat



A petición versión ignífuga / Fire resistance Italian homologation on request

COD. CODE	CAT. A	CAT. C	CAT. D	CAT. P			
					€	€	€
							
GIRAT. 4 RADIOS CROMADOS		SWIVEL W/4 CHROM. LEGS					
con deslizadores		with feet	1901T	342	353	375	408
con ruedas		with castors	1900T	364	375	397	430
GIRATORIA 4 RADIOS BLANCOS		SWIVEL W/4 WHITE PAINTED LEGS					
con deslizadores		with feet	1903T	330	341	363	396
con ruedas		with castors	1902T	352	363	385	418
							
GIRATORIA 4 RADIOS		SWIVEL W/4 LEGS					
gas c/ruedas		gas lift - with castors	1905T	407	418	440	473
							
GIRATORIO BASE CROMADA		SWIVEL CHROMED BASE					
gas		gaslift	1910T	336	347	369	402
							
TABURETE GIRATORIO BASE CROMADA		STOOL - SWIVEL CHROMED BASE					
gas		gaslift	1920T	398	409	431	464
							
TABURETE GIRATORIO		SWIVEL STOOL					
gas-deslizadores		gaslift-with feet	1941T	314	325	347	380
gas-ruedas		gaslift-with castors	1940T	325	336	358	391
							
TABURETE GIRATORIO BASE CROMADA		SWIVEL STOOL CHROMED FRAME					
			9911T	407	418	440	473
							
TABURETE GIRATORIO GAS		SWIVEL STOOL W/GASLIFT					
base piana blanca		white flat base	1900ZB	567	578	600	633
base piana negra		black flat base	1900ZN	567	578	600	633
base piana cromada		chromed flat base	1900ZC	638	649	671	704

KAT/AB BASE BLANCA / WHITE PAINTED BASE
 KAT/AN BASE NEGRA / BLACK PAINTED BASE
 KAT/ACC BASE CROMADA / CHROMED BASE
 BASE 4
 ACC + € 13

BASE POR CONFIRMAR EN EL PEDIDO VER PAG. 41
 BASE TO SPECIFY IN THE ORDER SEE PAGE 41

NOTE: BICOLOR - TWO COLOURS
 El primer código se refiere al asiento. El segundo a las partes laterales.
 Two colours: the first code refers to seat. The second code refers to the lateral side.

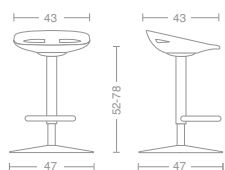
Con tejidos standard
 With Kastel standard fabrics + € 33



Norma Europea - European Standard EN1728 EN1022

ASIENTO POLIURETANO
INTEGRAL POLYURETHANE SEAT

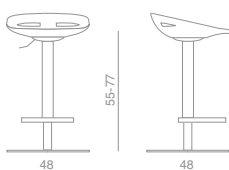
COD. CODE	€
-----------	---



**TABURETE GIRATORIO
BASE CROMADA**

**SWIVEL STOOL
W/CHROMED BASE**

gas - gris oscuro	gaslift - anthracite seat	KLU331	468
gas - gris claro	gaslift - light grey seat	KLU332	468
gas - naranja	gaslift - orange seat	KLU333	468



**TABURETE GIRATORIO
BASE PLANA BLANCA**

**SWIVEL STOOL W/WHITE
PAINTED FLAT BASE**

gas - gris oscuro	gaslift - anthracite seat	KLZ31B	605
gas - gris claro	gaslift - light grey seat	KLZ32B	605
gas - naranja	gaslift - orange seat	KLZ33B	605

**TABURETE GIRATORIO
BASE PLANA NEGRA**

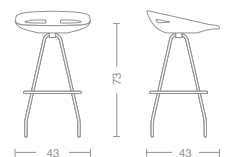
**SWIVEL STOOL W/BLACK
PAINTED FLAT BASE**

gas - gris oscuro	gaslift - anthracite seat	KLZ31N	605
gas - gris claro	gaslift - light grey seat	KLZ32N	605
gas - naranja	gaslift - orange seat	KLZ33N	605

**TABURETE GIRATORIO
BASE PLANA CROMADA**

**SWIVEL STOOL W/CHROMED
FLAT BASE**

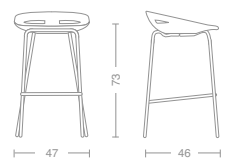
gas - gris oscuro	gaslift - anthracite seat	KLZ31C	671
gas - gris claro	gaslift - light grey seat	KLZ32C	671
gas - naranja	gaslift - orange seat	KLZ33C	671



**TABURETE GIRATORIO
BASE CROMADA**

**SWIVEL STOOL
CHROMED FRAME**

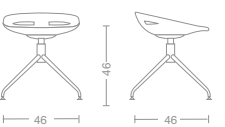
gris oscuro	anthracite seat	KLU111	473
gris claro	light grey seat	KLU112	473
naranja	orange seat	KLU113	473



**TABURETE
ESTRUCTURA CROMADA**

**STOOL
CHROMED FRAME**

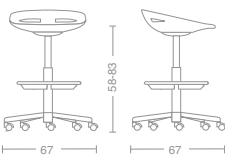
gris oscuro	anthracite seat	KLU531	363
gris claro	light grey seat	KLU532	363
naranja	orange seat	KLU533	363



**GIRATORIA
4 RADIOS CROMADOS**

**SWIVEL
W/4 CHROMED LEGS**

		CON DESLIZADORES WITH FEET		CON RUEDAS WITH CASTORS	
gris oscuro	anthracite seat	KLU441	418	RLU441	440
gris claro	light grey seat	KLU442	418	RLU442	440
naranja	orange seat	KLU443	418	RLU443	440



**GIRATORIA CON
REPOSAPIES**

**SWIVEL STOOL
WITH FOOT-REST**

		CON DESLIZADORES WITH FEET		CON RUEDAS WITH CASTORS	
gas - gris oscuro	gaslift - anthracite seat	KLU241	374	KLU231	385
gas - gris claro	gaslift - light grey seat	KLU242	374	KLU232	385
gas - naranja	gaslift - orange seat	KLU243	374	KLU233	385

* BASE (P. 14)	INDICAR EL EN PEDIDO	TO SPECIFY IN THE ORDER	€
APS-APN	VERSION CON BASE EN NYLON NEGRO	VERSION WITH BLACK NYLON BASE	APS-APN+ =
APW-APG	VERSION CON BASE EN NYLON	VERSION WITH NYLON BASE	APW-APG+ 11
AL6-AL7-AL9-ANN	VERSION CON BASE ALUMINIO	VERSION WITH BASE IN ALUMINIUM	AL6-AL7-AL9-ANN+ 36

KENSHO (STOOL)



A petición versión ignífuga / Fire resistance Italian homologation on request

	COD. CODE	CAT. A	CAT. C	CAT. D	CAT. P		
		€	€	€	€		
	TABURETE GIRATORIO GAS BASE PLANA d. 41	SWIVEL STOOL W/GASLIFT FLAT BASE d. 41					
	blanca	white	KSHZ1B	495	506	528	561
	amarilla	yellow	KSHZ1G				
	naranja	orange	KSHZ1A				
	arena	dove-colour	KSHZ1T				
	lava	lava	KSHZ1L				
	negra	black	KSHZ1N				
cromada	chromed	KSHZ1C	539	550	572	605	
	TABURETE PIVOTANTE	PIVOTING STOOL					
	gas - base negra	gas lift - black base	KSHZ7PV	506	517	539	572
	TABURETE GIRATORIO GAS BASE PLANA d.48 CON APOYAPIES	SWIVEL STOOL W/GASLIFT FLAT BASE d.48 W/FOOTREST					
	blanca	white	KSHZ8B	579	590	612	645
	negra	black	KSHZ8N	579	590	612	645
	cromada	chromed	KSHZ8C	650	661	683	716

NOTE: BICOLOR - TWO COLOURS
El primer código se refiere al asiento. El segundo a las partes laterales.
The first code refers to seat. The second code refers to the lateral side.

Con tejidos standard
With Kastel standard fabrics +

€
33

KYRO



Norma Europea - European Standard EN16139 EN1022 EN1728
A petición versión ignífuga / Fire resistance Italian homologation on request

	COD. CODE	CAT. A	CAT. C	CAT. D	CAT. P		
		€	€	€	€		
	TABURETE GIRATORIO GAS ESTRUCTURA Y BASE:	SWIVEL STOOL-GASLIFT FRAME AND BASE:					
	blanco	white	KY5SRB	792	814	836	-
	amarillo	yellow	KY5SRG				
	naranja	orange	KY5SRA				
	arena	dove-colour	KY5SRT				
	lava	lava	KY5SRL				
	negra	black	KY5SRN				
	cromado	chromed	KY5SRC	891	913	935	-

KIMBOX (TABURETE/STOOL)



Tapizado - Padded

A petición versión ignífuga / Fire resistance Italian homologation on request

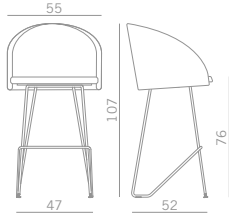
		COD. CODE	CAT. A €	CAT. C €	CAT. D €	CAT. P €			
	TABURETE ESTRUCTURA CROMADA	STOOL CHROMED FRAME	KMB03R	393	404	415	470		
	TABURETE GIRATORIO ESTRUCTURA CROMADA	SWIVEL STOOL CHROMED FRAME	KMB11R	476	487	498	553		
	TABURETE GIRATORIO BASE CROMADA	SWIVEL STOOL CHROMED BASE	gas	gaslift	KMB07R	453	464	475	530
	TABURETE GIRATORIO GAS	SWIVEL STOOL GASLIFT	base blanca plana	with white flat base	KMBZBR	607	618	629	684
			base negra plana	with black flat base	KMBZNR	607	618	629	684
			base cromada plana	with chromed flat base	KMBZCR	679	690	701	756

KAMEO (STOOL)



A petición versión ignífuga / Fire resistance Italian homologation on request

COD. CODE	CAT. A	CAT. C	CAT. D	CAT. P
	€	€	€	€



TABURETE ESTRUCTURA FIJA

FIXED FRAME STOOL

MONOCOLOR

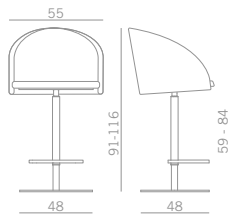
ONE COLOUR

estructura fija blanco	white fixed frame	KAE30MB	633	655	699	831
estructura fija negro	black fixed frame	KAE30MN	633	655	699	831
estructura fija cromado	chromed fixed frame	KAE30MC	645	667	711	843

BICOLOR

TWO COLOURS

estructura fija blanco	white fixed frame	KAE30BB	666	688	732	864
estructura fija negro	black fixed frame	KAE30BN	666	688	732	864
estructura fija cromado	chromed fixed frame	KAE30BC	678	700	744	876



TABURETE GIRATORIO C/GAS BASE PLANA d. 48 C/REPOSAPIES

SWIVEL STOOL W/GASLIFT FLAT BASE d.48 W/FOOTREST

MONOCOLOR

ONE COLOUR

base plana blanca	white base	KAE38MB	880	902	946	1078
base plana negra	black base	KAE38MN	880	902	946	1078
base plana cromada	chromed base	KAE38MC	952	974	1018	1150

BICOLOR

TWO COLOURS

base plana blanca	white base	KAE38BB	913	935	979	1111
base plana negra	black base	KAE38BN	913	935	979	1111
base plana cromada	chromed base	KAE38BC	985	1007	1051	1183

NOTE:

BICOLOR - TWO COLOURS

El primer código se refiere al asiento y a la parte interna del respaldo. El segundo se refiere a la parte externas del respaldo

The first code refers to the seat and to the inner part of the backrest. The second code refers to the external part of the backrest

KALEA (STOOL)

Apilable (para versiones tapizadas con carter max 4 pzas)
Stackable (for padded versions with underseat 4 pcs.)

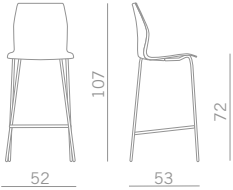


Norma Europea EN16139 (estruct. 4 patas) - European Standard EN16139 (4 legs frame)

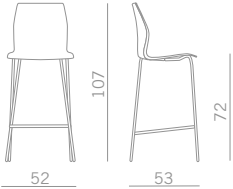
A petición versión ignífuga / Fire resistance Italian Homologation on request

COLOR CARCASA	SHELL COLOUR	POLIPROPILENO POLYPROPYLENE		ASIENTO TAPIZADO PADDED SEAT			ASIENTO-RESPALDO TAPIZADOS PADDED FRONTAL SEAT-BACK					
		COD. CODE	€	COD. CODE	CAT. A	CAT. C	CAT. D	COD. CODE	CAT. A	CAT. C	CAT. D	
Taburete apilable - Stack Stool		KALEA/AN		ESTRUCTURA PINTADA NEGRO / BLACK PAINTED FRAME				AN	€=			
		KALEA/AV		ESTRUCTURA PINTADA ALU. / ALU. PAINTED FRAME				AV	€=			
		KALEA/AB		ESTRUCTURA PINTADA BLANCO / WHITE PAINTED FRAME				AB	€=			
		KALEA/ACC		ESTRUCTURA CROMADA / CHROMED FRAME				ACC+	€13			
		OTROS ACABADOS A PETICIÓN / DIFFERENT FRAME FINISHES ON REQUEST (MINIMUM 10 PCS) + €13										
TABURETE 4 PATAS		4 LEGS STOOL										
blanco		white	KA3C	220	KA3CS	308	319	341	KKA3C ..	369	391	413
arena		dove-colour	KA3T		KA3TS				KKA3T ..			
verde		green	KA3V		KA3VS				KKA3V ..			
naranja		orange	KA3A		KA3AS				KKA3A ..			
turquesa		turquoise	KA3P		KA3PS				KKA3P ..			
rojo		red	KA3R		KA3RS				KKA3R ..			
azul		blue	KA3B		KA3BS				KKA3B ..			
gris		grey	KA3G		KA3GS				KKA3G ..			
negro		black	KA3N		KA3NS				KKA3N ..			

MONOCOLOR ONE COLOUR

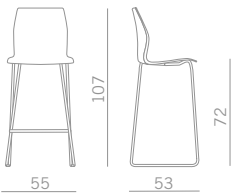


BICOLOR TWO COLOURS

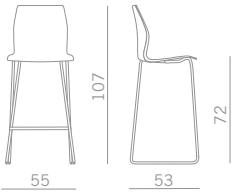


COLOR CARCASA	SHELL COLOUR	POLIPROPILENO POLYPROPYLENE		ASIENTO TAPIZADO PADDED SEAT			ASIENTO-RESPALDO TAPIZADOS PADDED FRONTAL SEAT-BACK					
		COD. CODE	€	COD. CODE	CAT. A	CAT. C	CAT. D	COD. CODE	CAT. A	CAT. C	CAT. D	
Taburete apilable - Stack Stool		KALEA/AN		ESTRUCTURA PINTADA NEGRO / BLACK PAINTED FRAME				AN	€=			
		KALEA/AV		ESTRUCTURA PINTADA ALU. / ALU. PAINTED FRAME				AV	€=			
		KALEA/AB		ESTRUCTURA PINTADA BLANCO / WHITE PAINTED FRAME				AB	€=			
		KALEA/ACC		ESTRUCTURA CROMADA / CHROMED FRAME				ACC+	€13			
		OTROS ACABADOS A PETICIÓN / DIFFERENT FRAME FINISHES ON REQUEST (MINIMUM 10 PCS) + €13										
TABURETE BASE PATÍN		SLED STOOL										
blanco		white	KA33C	273	KA33CS	361	372	394	KKA33C ..	421	443	465
arena		dove-colour	KA33T		KA33TS				KKA33T ..			
verde		green	KA33V		KA33VS				KKA33V ..			
naranja		orange	KA33A		KA33AS				KKA33A ..			
turquesa		turquoise	KA33P		KA33PS				KKA33P ..			
rojo		red	KA33R		KA33RS				KKA33R ..			
azul		blue	KA33B		KA33BS				KKA33B ..			
gris		grey	KA33G		KA33GS				KKA33G ..			
negro		black	KA33N		KA33NS				KKA33N ..			

MONOCOLOR ONE COLOUR



BICOLOR TWO COLOURS



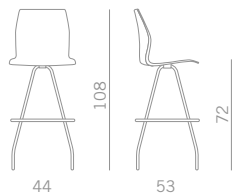
KALEA (STOOL)



A petición versión ignífuga / Fire resistance Italian Homologation on request

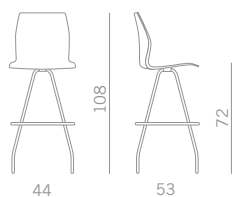
COLOR CARCASA	SHELL COLOUR	POLIPROPILENO POLYPROPYLENE		ASIENTO TAPIZADO PADDED SEAT			ASIENTO-RESPALDO TAPIZADOS PADDED FRONTAL SEAT-BACK			
		COD. CODE	COD. CODE	CAT. A	CAT. C	CAT. D	COD. CODE	CAT. A	CAT. C	CAT. D
				€	€	€		€	€	€

MONOCOLOR / ONE COLOUR



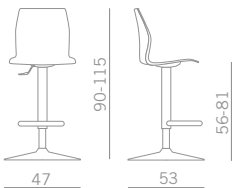
GIRATORIO BASE CROMADA		CHROMED STOOL SWIVEL		381	469	480	502	Código final/Final code		
blanco	white	KA11C	KA11CS					KKA11C ..	SS	
arena	dove-colour	KA11T	KA11TS							Versiones sin costura
verde	green	KA11V	KA11VS							Version without stitching
naranja	orange	KA11A	KA11AS					529	551	573
turquesa	turquoise	KA11P	KA11PS							
rojo	red	KA11R	KA11RS							Código final/Final code
azul	blue	KA11B	KA11BS							SL
gris	grey	KA11G	KA11GS							Versiones con costura lineal
negro	black	KA11N	KA11NS							Version with linear stitching
								546	568	590

BICOLOR / TWO COLOURS



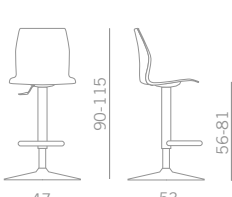
FRONTAL/TRASERO		FRONT/BACK		405	493	504	526			
blanco/arena	white/dove-colour	KA11CT	K11CTS							
blanco/verde	white/green	KA11CV	K11CVS							
blanco/naranja	white/orange	KA11CA	K11CAS							
blanco/turquesa	white/turquoise	KA11CP	K11CPS							
blanco/rojo	white/red	KA11CR	K11CRS							
blanco/azul	white/blue	KA11CB	K11CBS							
blanco/gris	white/grey	KA11CG	K11CGS							
blanco/negro	white/black	KA11CN	K11CNS							

MONOCOLOR / ONE COLOUR



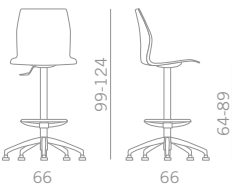
GIRATORIA CROMADA-GAS		CHROMED STOOL GASLIFT		369	457	468	490	Código final/Final code		
blanco	white	KA7C	KA7CS					KKA7C ..	SS	
arena	dove-colour	KA7T	KA7TS							Versiones sin costura
verde	green	KA7V	KA7VS							Version without stitching
naranja	orange	KA7A	KA7AS					517	539	561
turquesa	turquoise	KA7P	KA7PS							
rojo	red	KA7R	KA7RS							Código final/Final code
azul	blue	KA7B	KA7BS							SL
gris	grey	KA7G	KA7GS							Versiones con costura lineal
negro	black	KA7N	KA7NS							Version with linear stitching
								534	556	578

BICOLOR / TWO COLOURS



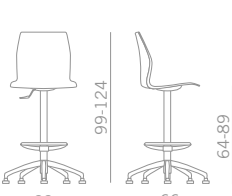
FRONTAL/TRASERO		FRONT/BACK		393	481	492	514			
blanco/arena	white/dove-colour	KA7CT	KA7CTS							
blanco/verde	white/green	KA7CV	KA7CVS							
blanco/naranja	white/orange	KA7CA	KA7CAS							
blanco/turquesa	white/turquoise	KA7CP	KA7CPS							
blanco/rojo	white/red	KA7CR	KA7CRS							
blanco/azul	white/blue	KA7CB	KA7CBS							
blanco/gris	white/grey	KA7CG	KA7CGS							
blanco/negro	white/black	KA7CN	KA7CNS							

MONOCOLOR / ONE COLOUR



TABURETE-GAS C/DESIZADORES		STOOL-GASLIFT WITH FEET		292	380	391	413	Código final/Final code		
blanco	white	SA7C	SA7CS					KSA7C ..	SS	
arena	dove-colour	SA7T	SA7TS							Versiones sin costura
verde	green	SA7V	SA7VS							Version without stitching
naranja	orange	SA7A	SA7AS					440	462	484
turquesa	turquoise	SA7P	SA7PS							
rojo	red	SA7R	SA7RS							Código final/Final code
azul	blue	SA7B	SA7BS							SL
gris	grey	SA7G	SA7GS							Versiones con costura lineal
negro	black	SA7N	SA7NS							Version with linear stitching
								457	479	501

BICOLOR / TWO COLOURS



FRONTAL/TRASERO		FRONT/BACK		316	404	415	437			
blanco/arena	white/dove-colour	SA7CT	SA7CTS							
blanco/verde	white/green	SA7CV	SA7CVS							
blanco/naranja	white/orange	SA7CA	SA7CAS							
blanco/turquesa	white/turquoise	SA7CP	SA7CPS							
blanco/rojo	white/red	SA7CR	SA7CRS							
blanco/azul	white/blue	SA7CB	SA7CBS							
blanco/gris	white/grey	SA7CG	SA7CGS							
blanco/negro	white/black	SA7CN	SA7CNS							

KALEA (STOOL)

Apilable (para versiones tapizadas con carter max 4 pzas)
Stackable (for padded versions with underseat 4 pcs.)



A petición versión ignífuga / Fire resistance Italian Homologation on request

COLOR CARCASA	SHELL COLOUR	POLIPROPILENO POLYPROPYLENE		ASIENTO TAPIZADO PADDED SEAT			ASIENTO-RESPALDO TAPIZADOS PADDED FRONTAL SEAT-BACK						
		COD. CODE	€	COD. CODE	CAT. A	CAT. C	CAT. D	COD. CODE	CAT. A	CAT. C	CAT. D		
Taburete apilable - Stack Stool		KALEA/AN	ESTRUCTURA PINTADA NEGRO / BLACK PAINTED FRAME			AN €=							
TABURETE SEMI-PATÍN		KALEA/AV	ESTRUCTURA PINTADA ALU. / ALU. PAINTED FRAME			AV €=							
SLOPE SLED STOOL		KALEA/AB	ESTRUCTURA PINTADA BLANCO / WHITE PAINTED FRAME			AB €=							
		KALEA/ACC	ESTRUCTURA CROMADA / CHROMED FRAME			ACC+€ 13							
MONOCOLOR ONE COLOUR		blanco	white	KA34C	220	KA34CS	308	319	341	KA34C ..	369	391	413
		arena	dove-colour	KA34T		KA34TS				KA34T ..			
		verde	green	KA34V		KA34VS				KA34V ..			
		naranja	orange	KA34A		KA34AS				KA34A ..			
		turquesa	turquoise	KA34P		KA34PS				KA34P ..			
		rojo	red	KA34R		KA34RS				KA34R ..			
		azul	blue	KA34B		KA34BS				KA34B ..			
		gris	grey	KA34G		KA34GS				KA34G ..			
		negro	black	KA34N		KA34NS				KA34N ..			
BICOLOR TWO COLOURS		FRONTAL/TRASERO	FRONT/BACK		244		332	343	365		385	407	429
		blanco/arena	white/dove-colour	KA34CT		KA34CTS				KA34CT ..			
		blanco/verde	white/green	KA34CV		KA34CVS				KA34CV ..			
		blanco/naranja	white/orange	KA34CA		KA34CAS				KA34CA ..			
		blanco/turquesa	white/turquoise	KA34CP		KA34CPS				KA34CP ..			
		blanco/rojo	white/red	KA34CR		KA34CRS				KA34CR ..			
		blanco/azul	white/blue	KA34CB		KA34CBS				KA34CB ..			
		blanco/gris	white/grey	KA34CG		KA34CGS				KA34CG ..			
		blanco/negro	white/black	KA34CN		KA34CNS				KA34CN ..			

KALEA (STOOL)

Carcasa: para base redonda plana
Shell for round flat base version



Norma Europea - European Standard EN1728

COLOR CARCASA	SHELL COLOUR	POLIPROPILENO POLYPROPYLENE		ASIENTO TAPIZADO PADDED SEAT			ASIENTO-RESPALDO TAPIZADOS PADDED FRONTAL SEAT-BACK						
		COD. CODE	€	COD. CODE	CAT. A	CAT. C	CAT. D	COD. CODE	CAT. A	CAT. C	CAT. D		
MONOCOLOR ONE COLOUR		KALEA/AN	ESTRUCTURA PINTADA NEGRO / BLACK PAINTED FRAME			AN €=							
ASIENTO PARA TABURETE		KALEA/AV	ESTRUCTURA PINTADA ALU. / ALU. PAINTED FRAME			AV €=							
STOOL SEAT		KALEA/AB	ESTRUCTURA PINTADA BLANCO / WHITE PAINTED FRAME			AB €=							
		KALEA/ACC	ESTRUCTURA CROMADA / CHROMED FRAME			ACC+€ 13							
		blanco	white	KAZC	171	KAZCS	259	270	292	KKAZC ..	319	341	363
		arena	dove-colour	KAZT		KAZTS				KKAZT ..			
		verde	green	KAZV		KAZVS				KKAZV ..			
		naranja	orange	KAZA		KAZAS				KKAZA ..			
		turquesa	turquoise	KAZP		KAZPS				KKAZP ..			
		rojo	red	KAZR		KAZRS				KKAZR ..			
		azul	blue	KAZB		KAZBS				KKAZB ..			
		gris	grey	KAZG		KAZGS				KKAZG ..			
		negro	black	KAZN		KAZNS				KKAZN ..			
BICOLOR TWO COLOURS		FRONTAL/TRASERO	FRONT/BACK		195		283	294	316		336	358	380
		blanco/arena	white/dove-colour	KAZCT		KAZCTS				KKAZCT ..			
		blanco/verde	white/green	KAZCV		KAZCVS				KKAZCV ..			
		blanco/naranja	white/orange	KAZCA		KAZCAS				KKAZCA ..			
		blanco/turquesa	white/turquoise	KAZCP		KAZCPS				KKAZCP ..			
		blanco/rojo	white/red	KAZCR		KAZCRS				KKAZCR ..			
		blanco/azul	white/blue	KAZCB		KAZCBS				KKAZCB ..			
		blanco/gris	white/grey	KAZCG		KAZCGS				KKAZCG ..			
		blanco/negro	white/black	KAZCN		KAZCNS				KKAZCN ..			

Base redonda plana para taburete
Round flat stool base



BASE REDONDA PLANA PARA TABURETE CON GAS		ROUND FLAT STOOL BASE WITH GASLIFT		COD. CODE	€
		pintada en blanco	white painted	KBG48B	418
		pintada en negro	black painted	KBG48N	418
		cromada	chromed	KBG48C	490

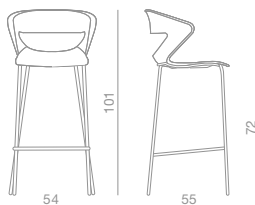
KICCA (STOOL)

Apilable (para versiones tapizadas con carter max 4 pzas)
Stackable (for padded versions with underseat 4 pcs.)

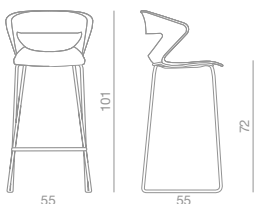


Norma Europea EN16139 (estruct. 4 patas) - European Standard EN16139 (4 legs frame)
A petición versión ignífuga / Fire resistance Italian Homologation on request

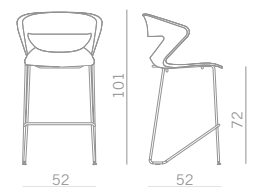
		POLIPROPILENO POLYPROPYLENE	ASIENTO TAPIZADO PADDED SEAT			ASIENTO-RESPALDO TAPIZADOS PADDED SEAT-BACK					
		COD. CODE	COD. CODE	CAT. A	CAT. C	CAT. D	COD. CODE	CAT. A	CAT. C	CAT. D	
COLOR CARCASA SHELL COLOUR				€	€	€		€	€	€	
Taburete apilable - Stack Stool		KICCA/AN KICCA/AV KICCA/AB KICCA/ACC	ESTRUCTURA PINTADA NEGRO / BLACK PAINTED FRAME ESTRUCTURA PINTADA ALU. / ALU. PAINTED FRAME ESTRUCTURA PINTADA BLANCO / WHITE PAINTED FRAME ESTRUCTURA CROMADA / CHROMED FRAME			AN AV AB ACC+	€= €= €= €13 + €13				
TABURETE 4 PATAS	4 LEGS STOOL										
blanco	white	KC3C	220	KC3CS	308	319	341	KC3CSS	374	396	418
arena	dove-colour	KC3T		KC3TS				KC3TSS			
verde	green	KC3V		KC3VS				KC3VSS			
naranja	orange	KC3A		KC3AS				KC3ASS			
turquesa	turquoise	KC3P		KC3PS				KC3PSS			
rojo	red	KC3R		KC3RS				KC3RSS			
azul	blue	KC3B		KC3BS				KC3BSS			
gris	grey	KC3G		KC3GS				KC3GSS			
negro	black	KC3N		KC3NS				KC3NSS			



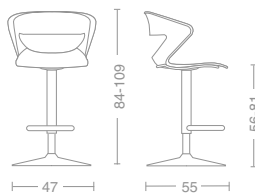
		POLIPROPILENO POLYPROPYLENE	ASIENTO TAPIZADO PADDED SEAT			ASIENTO-RESPALDO TAPIZADOS PADDED SEAT-BACK					
		COD. CODE	COD. CODE	CAT. A	CAT. C	CAT. D	COD. CODE	CAT. A	CAT. C	CAT. D	
COLOR CARCASA SHELL COLOUR				€	€	€		€	€	€	
Taburete apilable - Stack Stool		KICCA/AN KICCA/AV KICCA/AB KICCA/ACC	ESTRUCTURA PINTADA NEGRO / BLACK PAINTED FRAME ESTRUCTURA PINTADA ALU. / ALU. PAINTED FRAME ESTRUCTURA PINTADA BLANCO / WHITE PAINTED FRAME ESTRUCTURA CROMADA / CHROMED FRAME			AN AV AB ACC+	€= €= €= €13 + €13				
TABURETE BASE PATIN	SLED STOOL										
blanco	white	K33C	273	K33CS	361	372	394	K33CSS	427	449	471
arena	dove-colour	K33T		K33TS				K33TSS			
verde	green	K33V		K33VS				K33VSS			
naranja	orange	K33A		K33AS				K33ASS			
turquesa	turquoise	K33P		K33PS				K33PSS			
rojo	red	K33R		K33RS				K33RSS			
azul	blue	K33B		K33BS				K33BSS			
gris	grey	K33G		K33GS				K33GSS			
negro	black	K33N		K33NS				K33NSS			



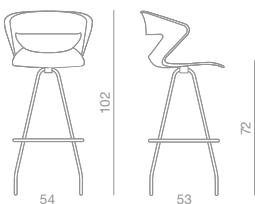
		POLIPROPILENO POLYPROPYLENE	ASIENTO TAPIZADO PADDED SEAT			ASIENTO-RESPALDO TAPIZADOS PADDED SEAT-BACK					
		COD. CODE	COD. CODE	CAT. A	CAT. C	CAT. D	COD. CODE	CAT. A	CAT. C	CAT. D	
COLOR CARCASA SHELL COLOUR				€	€	€		€	€	€	
Taburete apilable - Stack Stool		KICCA/AN KICCA/AV KICCA/AB KICCA/ACC	ESTRUCTURA PINTADA NEGRO / BLACK PAINTED FRAME ESTRUCTURA PINTADA ALU. / ALU. PAINTED FRAME ESTRUCTURA PINTADA BLANCO / WHITE PAINTED FRAME ESTRUCTURA CROMADA / CHROMED FRAME			AN AV AB ACC+	€= €= €= €13 + €13				
TABURETE SEMI-PATIN	SLOPE SLED STOOL										
blanco	white	KC34C	220	KC34CS	308	319	341	KC34CSS	374	396	418
arena	dove-colour	KC34T		KC34TS				KC34TSS			
verde	green	KC34V		KC34VS				KC34VSS			
naranja	orange	KC34A		KC34AS				KC34ASS			
turquesa	turquoise	KC34P		KC34PS				KC34PSS			
rojo	red	KC34R		KC34RS				KC34RSS			
azul	blue	KC34B		KC34BS				KC34BSS			
gris	grey	KC34G		KC34GS				KC34GSS			
negro	black	KC34N		KC34NS				KC34NSS			



		POLIPROPILENO POLYPROPYLENE	ASIENTO TAPIZADO PADDED SEAT			ASIENTO-RESPALDO TAPIZADOS PADDED SEAT-BACK					
		COD. CODE	COD. CODE	CAT. A	CAT. C	CAT. D	COD. CODE	CAT. A	CAT. C	CAT. D	
COLOR CARCASA SHELL COLOUR				€	€	€		€	€	€	
TABURETE CROMADO-GAS		STOOL CHROMED GASLIFT		Norma Europea - European Standard EN1022-EN1728							
blanco	white	KC7C	369	KC7CS	457	468	490	KC7CSS	523	545	567
arena	dove-colour	KC7T		KC7TS				KC7TSS			
verde	green	KC7V		KC7VS				KC7VSS			
naranja	orange	KC7A		KC7AS				KC7ASS			
turquesa	turquoise	KC7P		KC7PS				KC7PSS			
rojo	red	KC7R		KC7RS				KC7RSS			
azul	blue	KC7B		KC7BS				KC7BSS			
gris	grey	KC7G		KC7GS				KC7GSS			
negro	black	KC7N		KC7NS				KC7NSS			



		POLIPROPILENO POLYPROPYLENE	ASIENTO TAPIZADO PADDED SEAT			ASIENTO-RESPALDO TAPIZADOS PADDED SEAT-BACK					
		COD. CODE	COD. CODE	CAT. A	CAT. C	CAT. D	COD. CODE	CAT. A	CAT. C	CAT. D	
COLOR CARCASA SHELL COLOUR				€	€	€		€	€	€	
GIRATORIO BASE CROMADA		CHROMED STOOL SWIVEL									
blanco	white	K11C	381	K11CS	469	480	502	K11CSS	535	557	579
arena	dove-colour	K11T		K11TS				K11TSS			
verde	green	K11V		K11VS				K11VSS			
naranja	orange	K11A		K11AS				K11ASS			
turquesa	turquoise	K11P		K11PS				K11PSS			
rojo	red	K11R		K11RS				K11RSS			
azul	blue	K11B		K11BS				K11BSS			
gris	grey	K11G		K11GS				K11GSS			
negro	black	K11N		K11NS				K11NSS			

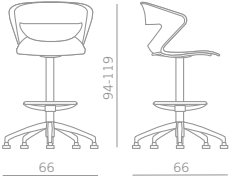


KICCA (STOOL)



A petición versión ignífuga / Fire resistance Italian homologation on request

		POLIPROPILENO POLYPROPYLENE		ASIENTO TAPIZADO PADDED SEAT			ASIENTO-RESPALDO TAPIZADOS PADDED SEAT-BACK				
		COD. CODE	€	COD. CODE	CAT. A	CAT. C	CAT. D	COD. CODE	CAT. A	CAT. C	CAT. D
COLOR CARCASA	SHELL COLOUR				€	€	€		€	€	€
TABURETE - GAS C/DESIZADORES	STOOL - GASLIFT WITH FEET										
blanco	white	SC7C	292	SC7CS	380	391	413	SC7CSS	446	468	490
arena	dove-colour	SC7T		SC7TS				SC7TSS			
verde	green	SC7V		SC7VS				SC7VSS			
naranja	orange	SC7A		SC7AS				SC7ASS			
turquesa	turquoise	SC7P		SC7PS				SC7PSS			
rojo	red	SC7R		SC7RS				SC7RSS			
azul	blue	SC7B		SC7BS				SC7BSS			
gris	grey	SC7G		SC7GS				SC7GSS			
negro	black	SC7N		SC7NS				SC7NSS			



NOTE: Las medidas son con base APS. Con bases APG-APW es - 5 cm. Con AL6-ANN es - 2 cm. Con base APN es - 8 cm.
The indicated heights refer to the base APS. With bases APG-APW seat height is ~ - 5 cm. With bases AL6-ANN seat height is ~ - 2 cm.
With base APN height is ~ - 8 cm.

NOTE: A petición con ruedas. / On request with castors.

BASE (P. 14)	INDICAR EL EN PEDIDO	TO SPECIFY IN THE ORDER	€
APS-APN	VERSION CON BASE EN NYLON NEGRO	VERSION WITH BLACK NYLON BASE	APS-APN+ =
APW-APG	VERSION CON BASE EN NYLON	VERSION WITH NYLON BASE	APW-APG+ 11
AL6-AL7-AL9-ANN	VERSION CON BASE ALUMINIO	VERSION WITH BASE IN ALUMINIUM	AL6-AL7-AL9-ANN+ 36

KICCA (STOOL)



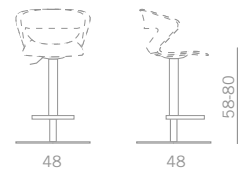
A petición versión ignífuga / Fire resistance Italian homologation on request

Carcasa para base redonda plana
Shell for round flat base version

		POLIPROPILENO POLYPROPYLENE		ASIENTO TAPIZADO PADDED SEAT			ASIENTO-RESPALDO TAPIZADOS PADDED SEAT-BACK				
		COD. CODE	€	COD. CODE	CAT. A	CAT. C	CAT. D	COD. CODE	CAT. A	CAT. C	CAT. D
COLOR CARCASA	SHELL COLOUR				€	€	€		€	€	€
ASIENTO PARA TABURETE	STOOL SEAT	KICCA/AB KICCA/AN KICCA/ACC		ESTRUCTURA BLANCA / WHITE PAINTED SMALL FRAME ESTRUCTURA NEGRA / BLACK PAINTED SMALL FRAME ESTRUCTURA CROMADA / CHROMED SMALL FRAME	AB €= AN €= ACC +€ 13						
blanco	white	KCZC	171	KCZCS	259	270	292	KCZCSS	325	347	369
arena	dove-colour	KCZT		KCZTS				KCZTSS			
verde	green	KCZV		KCZVS				KCZVSS			
naranja	orange	KCZA		KCZAS				KCZASS			
turquesa	turquoise	KCZP		KCZPS				KCZPSS			
rojo	red	KCZR		KCZRS				KCZRSS			
azul	blue	KCZB		KCZBS				KCZBSS			
gris	grey	KCZG		KCZGS				KCZGSS			
negro	black	KCZN		KCZNS				KCZNSS			



Base redonda plana para taburete
Round flat stool base



BASE REDONDA PLANA PARA TABURETE CON GAS	ROUND FLAT STOOL BASE WITH GASLIFT		€
pintada en blanco	white painted	KBG48B	418
pintada en negro	black painted	KBG48N	418
cromada	chromed	KBG48C	490



KROSS (STOOL)

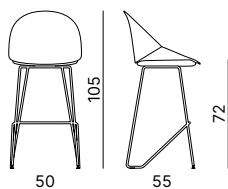


A petición versión ignífuga
Fire resistance Italian homologation on request

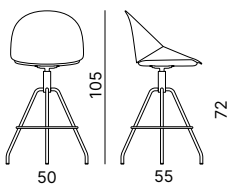
COLOR CARCASA	SHELL COLOUR	POLIPROPILENO POLYPROPYLENE		ASIENTO TAPIZADO PADDED SEAT			ASIENTO-RESP. TAPIZADO PARTE DELANTERA PADDED FRONTAL SEAT-BACK		
		COD. CODE	€	COD. CODE	CAT. A	CAT. C	CAT. D	COD. CODE	CAT. A

KROSS/AB ESTRUCT. PINTADA BLANCO / WHITE PAINTED FRAME
KROSS/AN ESTRUCT. PINTADA NEGRO / BLACK PAINTED FRAME
KROSS/ACC ESTRUCT. CROMADA / CHROMED FRAME

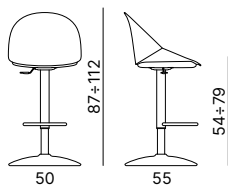
AB € =
AN € =
ACC + € 13



TABURETE SEMI PATIN	SLOPE SLED STOOL										
blanco	white	KS34B	330	KS34BS	418	429	451	KS34BSS	495	517	539
arena	dove-colour	KS34T		KS34TSS							
octanio	teal	KS34A		KS34ASS							
negro	black	KS34N		KS34NSS							
verde	green	KS34V	341	KS34VS	429	440	462	KS34VSS	506	528	550
rojo	red	KS34R		KS34RS				KS34RSS			

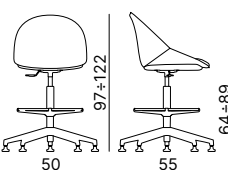


TABURETE CROMADO GIRATORIO	CHROMED STOOL SWIVEL										
blanco	white	KS11B	396	KS11BS	484	495	517	KS11BSS	561	583	605
arena	dove-colour	KS11T		KS11TSS							
octanio	teal	KS11A		KS11ASS							
negro	black	KS11N		KS11NSS							
verde	green	KS11V	407	KS11VS	495	506	528	KS11VSS	572	594	616
rojo	red	KS11R		KS11RS				KS11RSS			



TABURETE CROMADO GAS	STOOL CHROMED GASFLIT										
blanco	white	KS7B	396	KS7BS	484	495	517	KS7BSS	561	583	605
arena	dove-colour	KS7T		KS7TSS							
octanio	teal	KS7A		KS7ASS							
negro	black	KS7N		KS7NSS							
verde	green	KS7V	407	KS7VS	495	506	528	KS7VSS	572	594	616
rojo	red	KS7R		KS7RS				KS7RSS			

BASE POR CONFIRMAR EN EL PEDIDO VER PAG. 51
BASE TO SPECIFY IN THE ORDER SEE PAGE 51

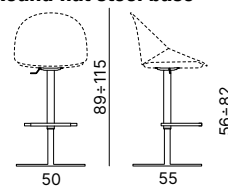


TABURETE GAS CON DESGLIZANTES	STOOL-GASLIFT WITH FEET										
blanco	white	SKS7B	297	SKS7BS	385	396	418	SKS7BSS	462	484	506
arena	dove-colour	SKS7T		SKS7TSS							
octanio	teal	SKS7A		SKS7ASS							
negro	black	SKS7N		SKS7NSS							
verde	green	SKS7V	308	SKS7VS	396	407	429	SKS7VSS	473	495	517
rojo	red	SKS7R		SKS7RS				SKS7RSS			



ASIENTO PARA TABURETE	STOOL SEAT										
blanco	white	KSZB	187	KSZBS	275	286	308	KSZBSS	352	374	396
arena	dove-colour	KSZT		KSZTSS							
octanio	teal	KSZA		KSZASS							
negro	black	KSZN		KSZNSS							
verde	green	KSZV	198	KSZVS	286	297	319	KSZVSS	363	385	407
rojo	red	KSZR		KSZRS				KSZRSS			

Base redonda plana para taburete
Round flat stool base



BASE REDONDA PLANA TABURETE GAS	ROUND FLAT STOOL BASE WITH GASLIFT						
pintada blanco	white painted	KBG48B					418
pintada negro	black painted	KBG48N					418
cromada	chromed	KBG48C					490

NOTE: Para todas las versiones con asiento tapizado altura asiento + 2 cm
All versions with padded seat have a seat height + 2 cm



KROSS PLUS (STOOL)

Totalmente tapizada (no apilable)
Fully upholstered (not stackable)





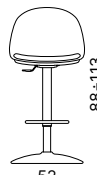

A petición versión ignífuga
Fire resistance Italian homologation on request



COD. CODE	CAT. A	CAT. C	CAT. D	CAT. P
	€	€	€	€



 106 52	 74 55	TABURETE SEMI PATIN	SLOPE SLED STOOL	KROSS PLUS/AB ESTRUCT. PINTADA BLANCO / WHITE PAINTED FRAME	AB € =	
monocolor	one colour	KSP34M	517	550	583	737
bicolor	two colours	KSP34B	572	605	638	792

KROSS PLUS/AN ESTRUCT. PINTADA NEGRO / BLACK PAINTED FRAME **AN** € =
KROSS PLUS/ACC ESTRUCT. CROMADA / CHROMED FRAME **ACC** + € 13

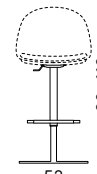
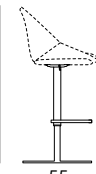
 106 52	 74 55	TABURETE CROMADO GIRATORIO	CHROMED STOOL SWIVEL	KSP11M	583	616	649	803
bicolor	two colours	KSP11B	638	671	704	858		

 88+113 52	 56+81 55	TABURETE CROMADO GAS	STOOL CHROMED GASLIFT	KSP7M	583	616	649	803
bicolor	two colours	KSP7B	638	671	704	858		

 98+123 52	 66+91 55	TABURETE GAS CON DESLIZANTES	STOOL-GASLIFT WITH FEET	SKSP7M	484	517	550	704
bicolor	two colours	SKSP7B	539	572	605	759		

 52	 55	ASIENTO PARA TABURETE	STOOL SEAT	KSPZM	396	429	462	616
bicolor	two colours	KSPZB	451	484	517	671		

Base redonda plana para taburete Round flat stool base

 90+116 52	 58+84 55	BASE REDONDA PLANA TABURETE GAS	ROUND FLAT STOOL BASE WITH GASLIFT	KBG48B	418
pintada blanco	white painted	KBG48N	418		
pintada negro	black painted	KBG48C	490		
cromada	chromed				

NOTE: BICOLOR - TWO COLOURS
El primer código identifica el asiento, el segundo las otras partes internas y externas.
The first code refers to the seat only. The second code refers to the remaining internal and external parts.

★ BASE (P. 14)	INDICAR EL EN PEDIDO	TO SPECIFY IN THE ORDER	€
APS-APN	VERSION CON BASE EN NYLON NEGRO	VERSION WITH BLACK NYLON BASE	APS-APN+ =
APW-APG	VERSION CON BASE EN NYLON	VERSION WITH NYLON BASE	APW-APG+ 11
AL6-AL7-AL9-ANN	VERSION CON BASE ALUMINIO	VERSION WITH BASE IN ALUMINIUM	AL6-AL7-AL9-ANN+ 36

KICCA PLUS (STOOL)

Completamente tapizada
Fully upholstered



A petición versión ignífuga / Fire resistance Italian homologation on request

COD. CODE	CAT. A	CAT. C	CAT. D	CAT. P		
	€	€	€	€		
MONOCOLOR	ONE COLOUR	KICCA PLUS/AN estructura pintada negro / black painted frame AN €= KICCA PLUS/AV estructura pintada aluminio / alu painted frame AV €= KICCA PLUS/AB estructura pintada blanco / white painted frame AB €= KICCA PLUS/ACC estructura cromada / chromed frame ACC + € 13				
Taburete Semi-patin	slope sled stool	KCP34M	556	589	633	—
BICOLOR	TWO COLOURS					
Taburete Semi-patin	slope sled stool	KCP34B	600	633	677	—
MONOCOLOR	ONE COLOUR					
giratoria cromada - gas	stool chromed gasflit	KCP7M	638	671	715	—
BICOLOR	TWO COLOURS					
giratoria cromada - gas	stool chromed gasflit	KCP7B	682	715	759	—
MONOCOLOR	ONE COLOUR					
giratorio base cromada	chromed stool swivel	KCP11M	638	671	715	—
BICOLOR	TWO COLOURS					
giratorio base cromada	chromed stool swivel	KCP11B	682	715	759	—
TABURETE GIRATORIO C/GAS BASE PLANA d. 48 C/REPOSAPIES SWIVEL STOOL W/GASLIFT FLAT BASE d.48 W/FOOTREST						
MONOCOLOR	ONE COLOUR					
base plana blanca	white flat base	KCPZ31MB	781	814	858	—
base plana negra	black flat base	KCPZ31MN	781	814	858	—
base plana cromada	chromed flat base	KCPZ31MC	853	886	930	—
BICOLOR	TWO COLOURS					
base plana blanca	white flat base	KCPZ31BB	825	858	902	—
base plana negra	black flat base	KCPZ31BN	825	858	902	—
base plana cromada	chromed flat base	KCPZ31BC	897	930	974	—

NOTE: BICOLOR - TWO COLOURS
El primer código se refiere a la parte interna. El segundo se refiere a la parte externa.
The first code refers to the inner part. The second code refers to the external part.



Norma Europea - European Standard EN1728

A petición versión ignífuga / Fire resistance Italian homologation on request

COD. CODE	CAT. A	CAT. C	CAT. D	CAT. P
	€	€	€	€

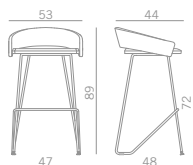
TABURETE ESTRUCTURA FIJA **FIXED FRAME STOOL**

MONOCOLOR **ONE COLOUR**

estructura fija blanco	white fixed frame	KMM22MB	583	616	649	748
estructura fija negro	black fixed frame	KMM22MN	583	616	649	748
estructura fija cromado	chromed fixed frame	KMM22MC	595	628	661	760

BICOLOR **TWO COLOURS**

estructura fija blanco	white fixed frame	KMM22BB	616	649	682	781
estructura fija negro	black fixed frame	KMM22BN	616	649	682	781
estructura fija cromado	chromed fixed frame	KMM22BC	628	661	694	793



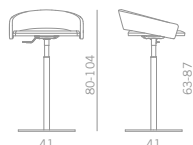
TABURETE GIRATORIO C/GAS BASE PLANA d. 41 **SWIVEL STOOL W/GASLIFT FLAT BASE d. 41**

MONOCOLOR **ONE COLOUR**

base blanca	white base	KMM41MB	686	719	752	851
base negra	black base	KMM41MN	686	719	752	851
base cromada	chromed base	KMM41MC	730	763	796	895

BICOLOR **TWO COLOURS**

base blanca	white base	KMM41BB	719	752	785	884
base negra	black base	KMM41BN	719	752	785	884
base cromada	chromed base	KMM41BC	763	796	829	928



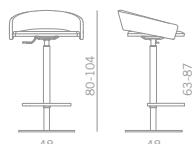
TABURETE GIRATORIO C/GAS BASE PLANA d. 48 C/REPOSAPIES **SWIVEL STOOL W/GASLIFT FLAT BASE d.48 W/FOOTREST**

MONOCOLOR **ONE COLOUR**

base blanca	white base	KMM48MB	781	814	847	946
base negra	black base	KMM48MN	781	814	847	946
base cromada	chromed base	KMM48MC	853	886	919	1018

BICOLOR **TWO COLOURS**

base blanca	white base	KMM48BB	814	847	880	979
base negra	black base	KMM48BN	814	847	880	979
base cromada	chromed base	KMM48BC	886	919	952	1051



NOTE: BICOLOR - TWO COLOURS
El primer código se refiere al asiento. El segundo al respaldo.
 The first code refers to seat. The second code refers to the backrest.

Task Chairs

74	Kappa
75	Karma Mesh
76	Karma Padded
66	Key Bold
68	Key Bold Advanced
59	Key Go
69	Key Line
61	Key Smart
64	Key Smart Advanced
58	Konfort
70	Konica
80	Kontat
81	Konvert
78	Korium Mesh
60	Kubika
56	Kubix
72	Kuper Easy Mesh
65	Kyton

Sillas Oficina



Regulación		Adjustment		COD. CODE	CAT. A	CAT. C	CAT. D	CAT. P
					€	€	€	€
Respaldo bajo - Low back								
		SIN BRAZOS	WITHOUT ARMS					
88-100	42-54	gas (respaldo contacto permanente)	gaslift (back-permanent contact)	KX213N	347	358	380	—
49	55	gas sincron/S	gaslift-sincron/S	KX217N	391	402	424	—
		gas sincron/A	gaslift-sincron/A	KX215N	424	435	457	—
		gas sincron-desplazador-varia/B	gaslift sincron-slide system-varia/B	KX218N	457	468	490	—
		* 2D BRAZOS REGULABLES EN NYLON	2D ADJUSTABLE EXTENSIBLE NYLON ARMS					
88-100	42-54	gas (respaldo contacto permanente)	gaslift (back-permanent contact)	KX793N	407	418	440	—
65	55	gas sincron/S	gaslift-sincron/S	KX797N	451	462	484	—
		gas sincron/A	gaslift-sincron/A	KX795N	484	495	517	—
		gas sincron-desplazador-varia/B	gaslift sincron-slide system-varia/B	KX798N	517	528	550	—
* Brazos a juego con el color de la carcasa The nylon arms match with back and seat plastic covers								
		* CON BRAZOS NYLON	WITH NYLON ARMS					
88-100	42-54	gas (respaldo contacto permanente)	gaslift (back-permanent contact)	KX293N	391	402	424	—
60	55	gas sincron/S	gaslift-sincron/S	KX297N	435	446	468	—
		gas sincron/A	gaslift-sincron/A	KX295N	468	479	501	—
		gas sincron-desplazador-varia/B	gaslift sincron-slide system-varia/B	KX298N	501	512	534	—
* Brazos a juego con el color de la carcasa The nylon arms match with back and seat plastic covers								
		BRAZOS EN POLIURETANO NEGRO	WITH BLACK POLYURETHANE ARMS					
88-100	42-54	gas (respaldo contacto permanente)	gaslift (back-permanent contact)	KX223N	424	435	457	—
61	55	gas sincron/S	gaslift-sincron/S	KX227N	468	479	501	—
		gas sincron/A	gaslift-sincron/A	KX225N	501	512	534	—
		gas sincron-desplazador-varia/B	gaslift sincron-slide system-varia/B	KX228N	534	545	567	—
		4D BRAZOS NEGROS REGULABLES	4D ROTATING EXTENSIBLE ADJUSTABLE ARMS					
88-100	42-54	gas (respaldo contacto permanente)	gaslift (back-permanent contact)	KX233N	440	451	473	—
63	55	gas sincron/S	gaslift-sincron/S	KX237N	484	495	517	—
		gas sincron/A	gaslift-sincron/A	KX235N	517	528	550	—
		gas sincron-desplazador-varia/B	gaslift sincron-slide system-varia/B	KX238N	550	561	583	—
Con sobrebrazo ensanchable With stretchable top arms								
		SOBREBRAZOS EN POLIURETANO NEGRO	WITH BLACK TOP ARMS					
93	47	SOLO C/ESTRUCTURA CROMADA	ONLY W/CHROMED FRAME					
58	63	base patin (respaldo fijo)	sled frame (fixed backrest)	KX271N	417	428	450	—
Altura asiento con base APN The heights are for APN base only								
		TABURETE SIN BRAZOS	STOOL WITHOUT ARMS					
104-130	56-84	gas con ruedas (resp. cont. perman.)	gaslift w/castors (permanent contact)	KX263N	399	410	432	—
49	55	gas con deslizadores (resp. cont. perman.)	gaslift with feet (permanent contact)	KX264N	388	399	421	—
		* TABURETE CON BRAZOS NYLON	STOOL WITH NYLON ARMS					
104-130	56-84	gas con ruedas (resp. cont. perman.)	gaslift w/castors (permanent contact)	KX273N	443	454	476	—
60	55	gas con deslizadores (resp. cont. perman.)	gaslift with feet (permanent contact)	KX274N	432	443	465	—
* Brazos a juego con el color de la carcasa The nylon arms match with back and seat plastic covers								

* BASE (P. 14)	INDICAR EL EN PEDIDO	TO SPECIFY IN THE ORDER	€
APS	VERSION CON BASE EN NYLON NEGRO	VERSION WITH BLACK NYLON BASE	APS+ =
APW-APG	VERSION CON BASE EN NYLON	VERSION WITH NYLON BASE	APW-APG+ 11
AL6-AL7-AL9-ANN	VERSION CON BASE ALUMINIO	VERSION WITH BASE IN ALUMINIUM	AL6-AL7-AL9-ANN+ 36
AL5-AWW	VERSION CON BASE ALUMINIO	VERSION WITH BASE IN ALUMINIUM	AL5-AWW+ 66
AL3	VERSION CON BASE ALUMINIO	VERSION WITH BASE IN ALUMINIUM	AL3+ 88
AL4	VERSION CON BASE ALUMINIO 4 RADIOS (con desliz./no oscilante)	4 STAR BASE IN ALUMINIUM (with feet / no tilt)	AL4+ 66

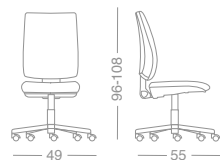


Regulación

Adjustment

COD. CODE	CAT. A	CAT. C	CAT. D	CAT. P
	€	€	€	€

Respaldo alto - High back



SIN BRAZOS

WITHOUT ARMS

gas (respaldo contacto permanente)	gaslift (back-permanent contact)	KX113N	358	369	391	—
gas sincron/S	gaslift-sincron/S	KX117N	402	413	435	—
gas sincron/A	gaslift-sincron/A	KX115N	435	446	468	—
gas sincron-desplazador-varia/B	gaslift sincron-slide system-varia/B	KX118N	468	479	501	—

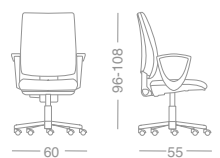


* 2D BRAZOS REGULABLES EN NYLON

2D ADJUSTABLE EXTENSIBLE NYLON ARMS

* Brazos a juego con el color de la carcasa
The nylon arms match with back and seat plastic covers

gas (respaldo contacto permanente)	gaslift (back-permanent contact)	KX893N	418	429	451	—
gas sincron/S	gaslift-sincron/S	KX897N	462	473	495	—
gas sincron/A	gaslift-sincron/A	KX895N	495	506	528	—
gas sincron-desplazador-varia/B	gaslift sincron-slide system-varia/B	KX898N	528	539	561	—



* CON BRAZOS NYLON

WITH NYLON ARMS

* Brazos a juego con el color de la carcasa
The nylon arms match with back and seat plastic covers

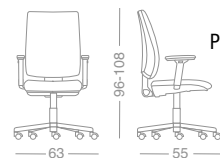
gas (respaldo contacto permanente)	gaslift (back-permanent contact)	KX193N	402	413	435	—
gas sincron/S	gaslift-sincron/S	KX197N	446	457	479	—
gas sincron/A	gaslift-sincron/A	KX195N	479	490	512	—
gas sincron-desplazador-varia/B	gaslift sincron-slide system-varia/B	KX198N	512	523	545	—



BRAZOS EN POLIURETANO NEGRO

WITH BLACK POLYURETHANE ARMS

gas (respaldo contacto permanente)	gaslift (back-permanent contact)	KX123N	435	446	468	—
gas sincron/S	gaslift-sincron/S	KX127N	479	490	512	—
gas sincron/A	gaslift-sincron/A	KX125N	512	523	545	—
gas sincron-desplazador-varia/B	gaslift sincron-slide system-varia/B	KX128N	545	556	578	—



PU Pad

4D BRAZOS NEGROS REGULABLES

4D ROTATING EXTENSIBLE ADJUSTABLE ARMS

Con sobrebrazo ensanchable
With stretchable top arms

gas (respaldo contacto permanente)	gaslift (back-permanent contact)	KX133N	451	462	484	—
gas sincron/S	gaslift-sincron/S	KX137N	495	506	528	—
gas sincron/A	gaslift-sincron/A	KX135N	528	539	561	—
gas sincron-desplazador-varia/B	gaslift sincron-slide system-varia/B	KX138N	561	572	594	—

VERSIÓN GRIS O BLANCA - GREY OR WHITE VERSIONS

NOTE: Los códigos para los modelos con cubre respaldo y cubre asiento gris o blanco se indican sustituyendo la letra final «N» con la letra «G» KX...G para el color gris con la letra «B» KX...B para el color blanco

The codes for grey or white shells versions, for backrest and underseat, are indicated replacing the final letter «N» with the letter «G» KX...G for grey with the letter «B» KX...B for white

KX...N +	=
KX...G +	12
KX...B +	12



BASE (P. 14)	INDICAR EL EN PEDIDO	TO SPECIFY IN THE ORDER	€
APS	VERSION CON BASE EN NYLON NEGRO	VERSION WITH BLACK NYLON BASE	APS+ =
APW-APG	VERSION CON BASE EN NYLON	VERSION WITH NYLON BASE	APW-APG+ 11
AL6-AL7-AL9-ANN	VERSION CON BASE ALUMINIO	VERSION WITH BASE IN ALUMINIUM	AL6-AL7-AL9-ANN+ 36
AL5-AWW	VERSION CON BASE ALUMINIO	VERSION WITH BASE IN ALUMINIUM	AL5-AWW+ 66
AL3	VERSION CON BASE ALUMINIO	VERSION WITH BASE IN ALUMINIUM	AL3+ 88
AL4	VERSION CON BASE ALUMINIO 4 RADIOS (con desliz./no oscilante)	4 STAR BASE IN ALUMINIUM (with feet / no tilt)	AL4+ 66



A petición versión ignífuga
Fire resistance Italian Homologation on request
Norma Europea EN 1335 tipo "A"
European Standard EN 1335 type "A"

Regulación		Adjustment		COD. CODE	CAT. A €	CAT. C €	CAT. D €	CAT. P €
Respaldo bajo - Low back								
	SIN BRAZOS	WITHOUT ARMS						
gas (respaldo inclinable)		gaslift (inclinable backrest)	KFT213	341	352	374	-	
gas sincron/S		gaslift-sincron/S	KFT217	385	396	418	-	
	CON BRAZOS EN POLIURETANO	WITH POLYURETHANE ARMS						
gas (respaldo inclinable)		gaslift (inclinable backrest)	KFT223	418	429	451	-	
gas sincron/S		gaslift-sincron/S	KFT227	462	473	495	-	
Respaldo alto - High back								
	SIN BRAZOS	WITHOUT ARMS						
gas (respaldo inclinable)		gaslift (inclinable backrest)	KFT113	352	363	385	-	
gas sincron/S		gaslift-sincron/S	KFT117	396	407	429	-	
	CON BRAZOS EN POLIURETANO	WITH POLYURETHANE ARMS						
gas (respaldo inclinable)		gaslift (inclinable backrest)	KFT123	429	440	462	-	
gas sincron/S		gaslift-sincron/S	KFT127	473	484	506	-	
	4D BRAZOS NEGROS REGULABLES	4D ROTATING EXTENSIBLE ADJUSTABLE ARMS						
gas (respaldo inclinable)		gaslift (inclinable backrest)	KFT133	440	451	473	-	Con sobrebrazo ensanchable With stretchable top arms
gas sincron/S		gaslift-sincron/S	KFT137	484	495	517	-	

★	BASE (P. 14)	INDICAR EL EN PEDIDO	TO SPECIFY IN THE ORDER	€
	APS	VERSION CON BASE EN NYLON NEGRO	VERSION WITH BLACK NYLON BASE	APS+ =
	APW-APG	VERSION CON BASE EN NYLON	VERSION WITH NYLON BASE	APW-APG+ 11
	AL6-AL7-AL9-ANN	VERSION CON BASE ALUMINIO	VERSION WITH BASE IN ALUMINIUM	AL6-AL7-AL9-ANN+ 36
	AL5-AWW	VERSION CON BASE ALUMINIO	VERSION WITH BASE IN ALUMINIUM	AL5-AWW+ 66
	AL3	VERSION CON BASE ALUMINIO	VERSION WITH BASE IN ALUMINIUM	AL3+ 88
	AL4	VERSION CON BASE ALUMINIO 4 RADIOS (con desliz./no oscilante)	4 STAR BASE IN ALUMINIUM (with feet / no tilt)	AL4+ 66

KEY GO

Base en nylon reforzado
Base in reinforced nylon

A petición
On request

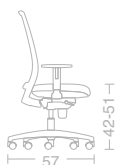
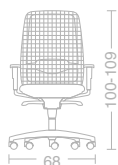


Norma Europea EN1335-1:2020 tipo B
European Standard EN1335-1:2020 type B

Regulación

Adjustment

COD.
CODE



TEJIDO NEGRO 3D
1D BRAZOS EN NYLON
AJUSTABLES
RUEDAS AUTOFRENADAS
(SIN GOMA)

3D BLACK FABRIC
1D ADJUSTABLE
NYLON ARMS
SELF-BRAKING CASTORS
(NO RUBBER)

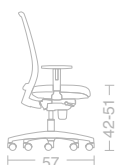
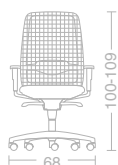
Tejido negro 3D
3D black fabric

gas sincron

gas sincron

KYG125

326



TEJIDO GRIS CLARO 3D
1D BRAZOS EN NYLON
AJUSTABLES
RUEDAS AUTOFRENADAS
(SIN GOMA)

3D LIGHT GREY FABRIC
1D ADJUSTABLE
NYLON ARMS
SELF-BRAKING CASTORS
(NO RUBBER)

Tejido gris claro 3D
3D light grey fabric

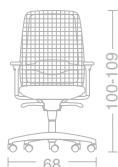
gas sincron

gas sincron

KYG225

326

NOTE: A petición: ruedas gomadas autofrenadas (código 040080 € 3,00 cada una)
On request: self-braking rubber castors (code 040080 € 3,00 each)



PU Pad

TEJIDO NEGRO 3D
2D BRAZOS
AJUST. + EXTENS.
RUEDAS GOMADAS

3D BLACK FABRIC
2D ADJUSTABLE EXTENDABLE
ARMRESTS
RUBBER CASTORS

Tejido negro 3D
3D black fabric

gas sincron-sedile trasla

gaslift sincron-slide system seat

KYG128

429

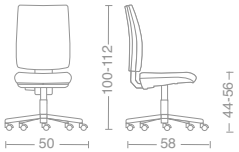
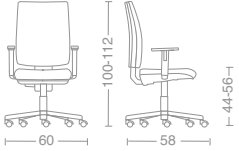
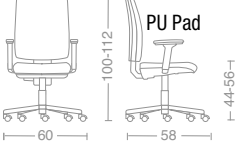
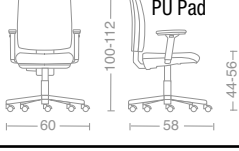
KUBIKA

Versión trasera respaldo y cubre asiento negro
Black version backrest and underseat



A petición norma Europea EN 1335 tpo "B"
European Standard EN 1335 type "B" on request

A petición versión ignífuga
Fire resistance Italian Homologation on request

Regulación	Adjustment	COD. CODE	CAT. A	CAT. C	CAT. D	CAT. P	
			€	€	€	€	
Respaldo alto - High back		TRASERA RESPALDO Y CUBRE ASIENTO NEGRO BLACK BACKREST AND UNDERSEAT					
	SIN BRAZOS WITHOUT ARMS						
	gas (respaldo fijo)	gaslift (fixed backrest)	KK113N	431	453	475	519
	gas c/sincron autoajustante/RE	gaslift w/self-weighing sincron/RE	KK119N	486	508	530	574
	gas c/sincron autoajustante/ desplazador/RT	gaslift w/self-weighing sincron slide system/RT	KK111N	508	530	552	596
	* 2D BRAZOS REGULABLES EN NYLON 2D ADJUSTABLE EXTENSIBLE NYLON ARMS						
	gas (respaldo fijo)	gaslift (fixed backrest)	KK843N	492	514	536	580
	gas c/sincron autoajustante/RE	gaslift w/self-weighing sincron/RE	KK849N	547	569	591	635
	gas c/sincron autoajustante/ desplazador/RT	gaslift w/self-weighing sincron slide system/RT	KK841N	569	591	613	657
	2D BRAZOS NEGROS REGULABLES 2D ADJUSTABLE EXTENSIBLE BLACK ARMS						
	gas (respaldo fijo)	gaslift (fixed backrest)	KK153N	514	536	558	602
	gas c/sincron autoajustante/RE	gaslift w/self-weighing sincron/RE	KK159N	569	591	613	657
	gas c/sincron autoajustante/ desplazador/RT	gaslift w/self-weighing sincron slide system/RT	KK151N	591	613	635	679
	4D BRAZOS NEGROS REGULABLES 4D ROTATING EXTENSIBLE ADJUSTABLE ARMS						
	gas (respaldo fijo)	gaslift (fixed backrest)	KK133N	525	547	569	613
	gas c/sincron autoajustante/RE	gaslift w/self-weighing sincron/RE	KK139N	580	602	624	668
	gas c/sincron autoajustante/ desplazador/RT	gaslift w/self-weighing sincron slide system/RT	KK131N	602	624	646	690
BASE (P. 14)		CONFIRMAR EN EL PEDIDO (VEDI PAG. 61)		TO SPECIFY IN THE ORDER (SEE PAGE 61)			

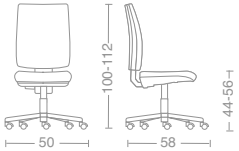
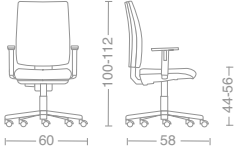
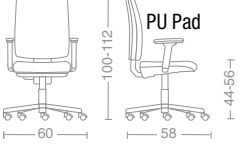
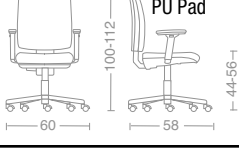
KUBIKA

Versión trasera respaldo y cubre asiento gris
Grey version backrest and underseat



A petición norma Europea EN 1335 tpo "B"
European Standard EN 1335 type "B" on request

A petición versión ignífuga
Fire resistance Italian Homologation on request

Regulación	Adjustment	COD. CODE	CAT. A	CAT. C	CAT. D	CAT. P	
			€	€	€	€	
Respaldo alto - High back		TRASERA RESPALDO Y CUBRE ASIENTO GRIS GREY BACKREST AND UNDERSEAT					
	SIN BRAZOS WITHOUT ARMS						
	gas (respaldo fijo)	gaslift (fixed backrest)	KK113G	443	465	487	531
	gas c/sincron autoajustante/RE	gaslift w/self-weighing sincron/RE	KK119G	498	520	542	586
	gas c/sincron autoajustante/ desplazador/RT	gaslift w/self-weighing sincron slide system/RT	KK111G	520	542	564	608
	* 2D BRAZOS REGULABLES EN NYLON 2D ADJUSTABLE EXTENSIBLE NYLON ARMS						
	gas (respaldo fijo)	gaslift (fixed backrest)	KK843G	504	526	548	592
	gas c/sincron autoajustante/RE	gaslift w/self-weighing sincron/RE	KK849G	559	581	603	647
	gas c/sincron autoajustante/ desplazador/RT	gaslift w/self-weighing sincron slide system/RT	KK841G	581	603	625	669
	2D BRAZOS NEGROS REGULABLES 2D ADJUSTABLE EXTENSIBLE BLACK ARMS						
	gas (respaldo fijo)	gaslift (fixed backrest)	KK153G	526	548	570	614
	gas c/sincron autoajustante/RE	gaslift w/self-weighing sincron/RE	KK159G	581	603	625	669
	gas c/sincron autoajustante/ desplazador/RT	gaslift w/self-weighing sincron slide system/RT	KK151G	603	625	647	691
	4D BRAZOS NEGROS REGULABLES 4D ROTATING EXTENSIBLE ADJUSTABLE ARMS						
	gas (respaldo fijo)	gaslift (fixed backrest)	KK133G	537	559	581	625
	gas c/sincron autoajustante/RE	gaslift w/self-weighing sincron/RE	KK139G	592	614	636	680
	gas c/sincron autoajustante/ desplazador/RT	gaslift w/self-weighing sincron slide system/RT	KK131G	614	636	658	702
BASE (P. 14)		CONFIRMAR EN EL PEDIDO (VER PAG. 61)		TO SPECIFY IN THE ORDER (SEE PAGE 61)			

KEY SMART

Asiento tapizado - Respaldo polipropileno
Padded seat - Polypropylene backrest

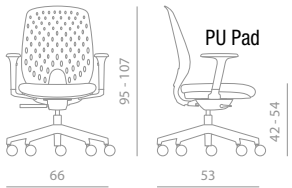
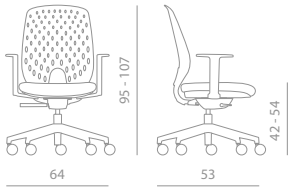
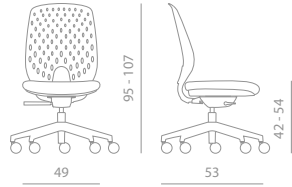
A petición
On request





A petición versión ignífuga
Fire resistance Italian homologation on request

Regulación	Adjustment	COD. CODE	CAT. A	CAT. C	CAT. D	CAT. P
			€	€	€	€
SIN BRAZOS GAS		WITHOUT ARMS GASLIFT				
respaldo negro	black backrest	KS203N	374	396	418	473
respaldo blanco	white backrest	KS203B	385	407	429	484
SIN BRAZOS GAS SYNCHRON AUTOAJUSTANTE/P		WITHOUT ARMS GASLIFT SELF-WEIGHING SYNCHRON/P				
respaldo negro	black backrest	KS205N	391	413	435	490
respaldo blanco	white backrest	KS205B	402	424	446	501
SIN BRAZOS GAS SYNCHRON AUTOAJUSTANTE/P DESPLAZADOR		WITHOUT ARMS GASLIFT SELF-WEIGHING SYNCHRON/P SLIDE SYSTEM SEAT				
respaldo negro	black backrest	KS208N	424	446	468	523
respaldo blanco	white backrest	KS208B	435	457	479	534
CON BRAZOS FIJOS EN NYLON GAS		WITH FIXED NYLON ARMS GASLIFT		Brazos a juego con el color del respaldo The arms match with backrest structure		
respaldo negro	black backrest	KS213N	407	429	451	506
respaldo blanco	white backrest	KS213B	418	440	462	517
CON BRAZOS FIJOS EN NYLON GAS SYNCHRON AUTOAJUSTANTE/P		WITH FIXED NYLON ARMS GASLIFT SELF-WEIGHING SYNCHRON/P				
respaldo negro	black backrest	KS215N	424	446	468	523
respaldo blanco	white backrest	KS215B	435	457	479	534
CON BRAZOS FIJOS EN NYLON GAS SYNCHRON AUTOAJUSTANTE/P DESPLAZADOR		WITH FIXED NYLON ARMS GASLIFT SELF-WEIGHING SYNCHRON/P SLIDE SYSTEM SEAT				
respaldo negro	black backrest	KS218N	457	479	501	556
respaldo blanco	white backrest	KS218B	468	490	512	567
1D BRAZOS REGULABLES GAS		1D ADJUSTABLE ARMS GASLIFT		Brazos a juego con el color del respaldo The arms match with backrest structure		
respaldo negro	black backrest	KS243N	451	473	495	550
respaldo blanco	white backrest	KS243B	462	484	506	561
1D BRAZOS REGULABLES GAS SYNCHRON AUTOAJUSTANTE/P		1D ADJUSTABLE ARMS GASLIFT SELF-WEIGHING SYNCHRON/P				
respaldo negro	black backrest	KS245N	468	490	512	567
respaldo blanco	white backrest	KS245B	479	501	523	578
1D BRAZOS REGULABLES GAS SYNCHRON AUTOAJUSTANTE/P DESPLAZADOR		1D ADJUSTABLE ARMS GASLIFT SELF-WEIGHING SYNCHRON/P SLIDE SYSTEM SEAT				
respaldo negro	black backrest	KS248N	501	523	545	600
respaldo blanco	white backrest	KS248B	512	534	556	611



★ BASE (P. 14)	INDICAR EL EN PEDIDO	TO SPECIFY IN THE ORDER	€
APS	VERSION CON BASE EN NYLON NEGRO	VERSION WITH BLACK NYLON BASE	APS+ =
APW-APG	VERSION CON BASE EN NYLON	VERSION WITH NYLON BASE	APW-APG+ 11
AL6-AL7-AL9-ANN	VERSION CON BASE ALUMINIO	VERSION WITH BASE IN ALUMINIUM	AL6-AL7-AL9-ANN+ 36
AL5-AWW	VERSION CON BASE ALUMINIO	VERSION WITH BASE IN ALUMINIUM	AL5-AWW+ 66
AL3	VERSION CON BASE ALUMINIO	VERSION WITH BASE IN ALUMINIUM	AL3+ 88
AL4	VERSION CON BASE ALUMINIO 4 RADIOS (con desliz./no oscilante)	4 STAR BASE IN ALUMINIUM (with feet / no tilt)	AL4+ 66

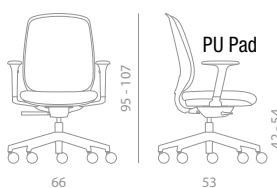
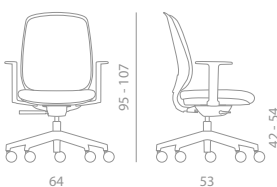
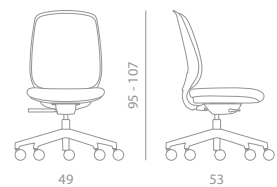
KEY SMART

Asiento-respaldo tapizados
Padded seat and backrest



A petición versión ignífuga
Fire resistance Italian homologation on request

Regulación	Adjustment	COD. CODE	CAT. A	CAT. C	CAT. D	CAT. P
			€	€	€	€
SIN BRAZOS GAS	WITHOUT ARMS GASLIFT					
respaldo negro	black backrest	KS203NS	440	473	506	572
respaldo blanco	white backrest	KS203BS	451	484	517	583
SIN BRAZOS GAS SYNCHRON AUTOAJUSTANTE/P	WITHOUT ARMS GASLIFT SELF-WEIGHING SYNCHRON/P					
respaldo negro	black backrest	KS205NS	457	490	523	589
respaldo blanco	white backrest	KS205BS	468	501	534	600
SIN BRAZOS GAS SYNCHRON AUTOAJUSTANTE/P DESPLAZADOR	WITHOUT ARMS GASLIFT SELF-WEIGHING SYNCHRON/P SLIDE SYSTEM SEAT					
respaldo negro	black backrest	KS208NS	490	523	556	622
respaldo blanco	white backrest	KS208BS	501	534	567	633
CON BRAZOS FIJOS EN NYLON GAS	WITH FIXED NYLON ARMS GASLIFT					
respaldo negro	black backrest	KS213NS	473	506	539	605
respaldo blanco	white backrest	KS213BS	484	517	550	616
Brazos a juego con el color del respaldo The arms match with backrest structure						
CON BRAZOS FIJOS EN NYLON GAS SYNCHRON AUTOAJUSTANTE/P	WITH FIXED NYLON ARMS GASLIFT SELF-WEIGHING SYNCHRON/P					
respaldo negro	black backrest	KS215NS	490	523	556	622
respaldo blanco	white backrest	KS215BS	501	534	567	633
CON BRAZOS FIJOS EN NYLON GAS SYNCHRON AUTOAJUSTANTE/P DESPLAZADOR	WITH FIXED NYLON ARMS GASLIFT SELF-WEIGHING SYNCHRON/P SLIDE SYSTEM SEAT					
respaldo negro	black backrest	KS218NS	523	556	589	655
respaldo blanco	white backrest	KS218BS	534	567	600	666
1D BRAZOS REGULABLES GAS	1D ADJUSTABLE ARMS GASLIFT					
respaldo negro	black backrest	KS243NS	517	550	583	649
respaldo blanco	white backrest	KS243BS	528	561	594	660
Brazos a juego con el color del respaldo The arms match with backrest structure						
1D BRAZOS REGULABLES GAS SYNCHRON AUTOAJUSTANTE/P	1D ADJUSTABLE ARMS GASLIFT SELF-WEIGHING SYNCHRON/P					
respaldo negro	black backrest	KS245NS	534	567	600	666
respaldo blanco	white backrest	KS245BS	545	578	611	677
1D BRAZOS REGULABLES GAS SYNCHRON AUTOAJUSTANTE/P DESPLAZADOR	1D ADJUSTABLE ARMS GASLIFT SELF-WEIGHING SYNCHRON/P SLIDE SYSTEM SEAT					
respaldo negro	black backrest	KS248NS	567	600	633	699
respaldo blanco	white backrest	KS248BS	578	611	644	710



★	BASE (P. 14)	INDICAR EL EN PEDIDO	TO SPECIFY IN THE ORDER	€
	APS	VERSION CON BASE EN NYLON NEGRO	VERSION WITH BLACK NYLON BASE	APS+ =
	APW-APG	VERSION CON BASE EN NYLON	VERSION WITH NYLON BASE	APW-APG+ 11
	AL6-AL7-AL9-ANN	VERSION CON BASE ALUMINIO	VERSION WITH BASE IN ALUMINIUM	AL6-AL7-AL9-ANN+ 36
	AL5-AWW	VERSION CON BASE ALUMINIO	VERSION WITH BASE IN ALUMINIUM	AL5-AWW+ 66
	AL3	VERSION CON BASE ALUMINIO	VERSION WITH BASE IN ALUMINIUM	AL3+ 88
	AL4	VERSION CON BASE ALUMINIO 4 RADIOS (con desliz./no oscilante)	4 STAR BASE IN ALUMINIUM (with feet / no tilt)	AL4+ 66

KEY SMART

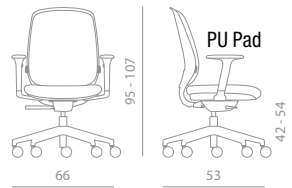
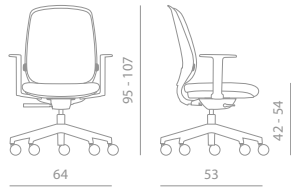
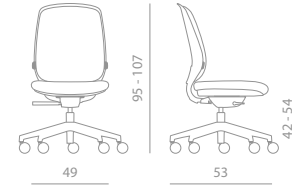
Asiento-respaldo tapizados con apoyo lumbar
Padded seat and backrest with adjustable lumbar support



A petición norma Europea EN 1335-1:2020 tipo "B"
European standard EN 1335-1:2020 Type 'B' on request

A petición versión ignífuga
Fire resistance Italian homologation on request

Regulación	Adjustment	COD. CODE	CAT. A	CAT. C	CAT. D	CAT. P
			€	€	€	€
SIN BRAZOS GAS		WITHOUT ARMS GASLIFT				
respaldo negro	black backrest	KS203NSA	462	495	528	594
respaldo blanco	white backrest	KS203BSA	473	506	539	605
SIN BRAZOS GAS SYNCHRON AUTOAJUSTANTE/P		WITHOUT ARMS GASLIFT SELF-WEIGHING SYNCHRON/P				
respaldo negro	black backrest	KS205NSA	479	512	545	611
respaldo blanco	white backrest	KS205BSA	490	523	556	622
SIN BRAZOS GAS SYNCHRON AUTOAJUSTANTE/P DESPLAZADOR		WITHOUT ARMS GASLIFT SELF-WEIGHING SYNCHRON/P SLIDE SYSTEM SEAT				
respaldo negro	black backrest	KS208NSA	512	545	578	644
respaldo blanco	white backrest	KS208BSA	523	556	589	655
CON BRAZOS FIJOS EN NYLON GAS		WITH FIXED NYLON ARMS GASLIFT		Brazos a juego con el color del respaldo The arms match with backrest structure		
respaldo negro	black backrest	KS213NSA	495	528	561	627
respaldo blanco	white backrest	KS213BSA	506	539	572	638
CON BRAZOS FIJOS EN NYLON GAS SYNCHRON AUTOAJUSTANTE/P		WITH FIXED NYLON ARMS GASLIFT SELF-WEIGHING SYNCHRON/P				
respaldo negro	black backrest	KS215NSA	512	545	578	644
respaldo blanco	white backrest	KS215BSA	523	556	589	655
CON BRAZOS FIJOS EN NYLON GAS SYNCHRON AUTOAJUSTANTE/P DESPLAZADOR		WITH FIXED NYLON ARMS GASLIFT SELF-WEIGHING SYNCHRON/P SLIDE SYSTEM SEAT				
respaldo negro	black backrest	KS218NSA	545	578	611	677
respaldo blanco	white backrest	KS218BSA	556	589	622	688
1D BRAZOS REGULABLES GAS		1D ADJUSTABLE ARMS GASLIFT		Brazos a juego con el color del respaldo The arms match with backrest structure		
respaldo negro	black backrest	KS243NSA	528	561	594	660
respaldo blanco	white backrest	KS243BSA	550	583	616	682
1D BRAZOS REGULABLES GAS SYNCHRON AUTOAJUSTANTE/P		1D ADJUSTABLE ARMS GASLIFT SELF-WEIGHING SYNCHRON/P				
respaldo negro	black backrest	KS245NSA	556	589	622	688
respaldo blanco	white backrest	KS245BSA	567	600	633	699
1D BRAZOS REGULABLES GAS SYNCHRON AUTOAJUSTANTE/P DESPLAZADOR		1D ADJUSTABLE ARMS GASLIFT SELF-WEIGHING SYNCHRON/P SLIDE SYSTEM SEAT				
respaldo negro	black backrest	KS248NSA	589	622	655	721
respaldo blanco	white backrest	KS248BSA	600	633	666	732



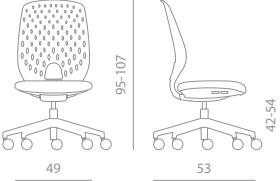
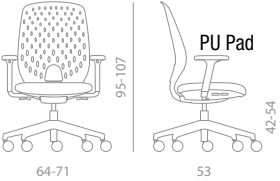

★ BASE (P. 14)	INDICAR EL EN PEDIDO	TO SPECIFY IN THE ORDER	€
APS	VERSION CON BASE EN NYLON NEGRO	VERSION WITH BLACK NYLON BASE	APS+ =
APW-APG	VERSION CON BASE EN NYLON	VERSION WITH NYLON BASE	APW-APG+ 11
AL6-AL7-AL9-ANN	VERSION CON BASE ALUMINIO	VERSION WITH BASE IN ALUMINIUM	AL6-AL7-AL9-ANN+ 36
AL5-AWW	VERSION CON BASE ALUMINIO	VERSION WITH BASE IN ALUMINIUM	AL5-AWW+ 66
AL3	VERSION CON BASE ALUMINIO	VERSION WITH BASE IN ALUMINIUM	AL3+ 88
AL4	VERSION CON BASE ALUMINIO 4 RADIOS (con desliz./no oscilante)	4 STAR BASE IN ALUMINIUM (with feet / no tilt)	AL4+ 66

KEY SMART ADVANCED

Asiento tapizado con synchron incorporado - Respaldo polipropileno
Padded seat with integrated synchron - Polypropylene backrest



A petición versión ignífuga
Fire resistance Italian homologation on request

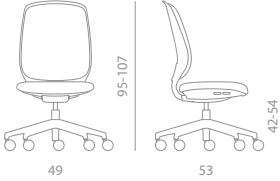
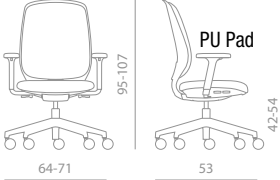
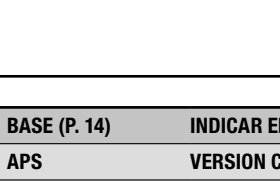
Regulación	Adjustment	COD. CODE	CAT. A	CAT. C	CAT. D	CAT. P	
			€	€	€	€	
 <p>SIN BRAZOS GAS SYNCHRON AUTOAJUSTANTE DESPLAZADOR/F</p>	<p>WITHOUT ARMS GASLIFT SELF-WEIGHING SYNCHRON SLIDE SYSTEM/F</p>	respaldo negro	KS108N	490	512	534	589
		respaldo blanco	KS108B	501	523	545	600
 <p>2D BRAZOS NEGROS REGULABLES EXTENSIBLES GAS SYNCHRON AUTOAJUSTANTE DESPLAZADOR/F</p>	<p>2D ADJUSTABLE STRETCHABLE BLACK ARMS GASLIFT SELF-WEIGHING SYNCHRON SLIDE SYSTEM/F</p>	respaldo negro	KS128N	600	622	644	699
		respaldo blanco	KS128B	611	633	655	710
 <p>4D BRAZOS NEGROS REGUL. ORIENT. ENSANCH. EXTENS. GAS SYNCHRON AUTOAJUSTANTE DESPLAZADOR/F</p>	<p>4D ADJUSTABLE STRETCHABLE ROTATING EXTENS. BLACK ARMS GASLIFT SELF-WEIGHING SYNCHRON SLIDE SYSTEM/F</p>	respaldo negro	KS148N	622	644	666	721
		respaldo blanco	KS148B	633	655	677	732

KEY SMART ADVANCED

Asiento-respaldo tapizados con synchron incorporado
Padded seat and backrest with integrated synchron



A petición versión ignífuga
Fire resistance Italian homologation on request

Regulación	Adjustment	COD. CODE	CAT. A	CAT. C	CAT. D	CAT. P	
			€	€	€	€	
 <p>SIN BRAZOS GAS SYNCHRON AUTOAJUSTANTE DESPLAZADOR/F</p>	<p>WITHOUT ARMS GASLIFT SELF-WEIGHING SYNCHRON SLIDE SYSTEM/F</p>	respaldo negro	KS108NS	556	589	622	688
		respaldo blanco	KS108BS	567	600	633	699
 <p>2D BRAZOS NEGROS REGULABLES EXTENSIBLES GAS SYNCHRON AUTOAJUSTANTE DESPLAZADOR/F</p>	<p>2D ADJUSTABLE STRETCHABLE BLACK ARMS GASLIFT SELF-WEIGHING SYNCHRON SLIDE SYSTEM/F</p>	respaldo negro	KS128NS	666	699	732	798
		respaldo blanco	KS128BS	677	710	743	809
 <p>4D BRAZOS NEGROS REGUL. ORIENT. ENSANCH. EXTENS. GAS SYNCHRON AUTOAJUSTANTE DESPLAZADOR/F</p>	<p>4D ADJUSTABLE STRETCHABLE ROTATING EXTENS. BLACK ARMS GASLIFT SELF-WEIGHING SYNCHRON SLIDE SYSTEM/F</p>	respaldo negro	KS148NS	688	721	754	820
		respaldo blanco	KS148BS	699	732	765	831

★	BASE (P. 14)	INDICAR EL EN PEDIDO	TO SPECIFY IN THE ORDER	€
	APS	VERSION CON BASE EN NYLON NEGRO	VERSION WITH BLACK NYLON BASE	APS+ =
	APW-APG	VERSION CON BASE EN NYLON	VERSION WITH NYLON BASE	APW-APG+ 11
	AL6-AL7-AL9-ANN	VERSION CON BASE ALUMINIO	VERSION WITH BASE IN ALUMINIUM	AL6-AL7-AL9-ANN+ 36
	AL5-AWW	VERSION CON BASE ALUMINIO	VERSION WITH BASE IN ALUMINIUM	AL5-AWW+ 66
	AL3	VERSION CON BASE ALUMINIO	VERSION WITH BASE IN ALUMINIUM	AL3+ 88
	AL4	VERSION CON BASE ALUMINIO 4 RADIOS (con desliz./no oscilante)	4 STAR BASE IN ALUMINIUM (with feet / no tilt)	AL4+ 66







KEY SMART ADVANCED

Asiento-respaldo tapizados con apoyo lumbar y synchron incorporado
Padded seat and back with adjustable lumbar support and integrated synchron



A petición norma Europea EN 1335-1:2020 tipo "B"
European standard EN 1335-1:2020 Type 'B' on request

A petición versión ignífuga
Fire resistance Italian homologation on request





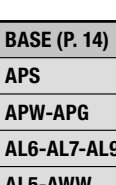
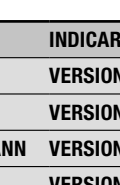


Regulación		Adjustment		COD. CODE	CAT. A	CAT. C	CAT. D	CAT. P
					€	€	€	€
		SIN BRAZOS GAS SYNCHRON AUTOAJUSTANTE DESPLAZADOR/F	WITHOUT ARMS GASLIFT SELF-WEIGHING SYNCHRON SLIDE SYSTEM/F					
49	53	respaldo negro	black backrest	KS108NSA	578	611	644	710
		respaldo blanco	white backrest	KS108BSA	589	622	655	721
		2D BRAZOS NEGROS REGULABLES EXTENSIBLES GAS SYNCHRON AUTOAJUSTANTE DESPLAZADOR/F	2D ADJUSTABLE STRETCHABLE BLACK ARMS GASLIFT SELF-WEIGHING SYNCHRON SLIDE SYSTEM/F					
64-71	53	respaldo negro	black backrest	KS128NSA	688	721	754	820
		respaldo blanco	white backrest	KS128BSA	699	732	765	831
		4D BRAZOS NEGROS REGUL. ORIENT. ENSANCH. EXTENS. GAS SYNCHRON AUTOAJUSTANTE DESPLAZADOR/F	4D ADJUSTABLE STRETCHABLE ROTATING EXTENS. BLACK ARMS GASLIFT SELF-WEIGHING SYNCHRON SLIDE SYSTEM/F					
64-71	53	respaldo negro	black backrest	KS148NSA	710	743	776	842
		respaldo blanco	white backrest	KS148BSA	721	754	787	853

KYTON

Asiento tapizado - Respaldo en malla
Padded seat - Mesh backrest



A petición norma Europea EN 1335 tpo "B"
European Standard EN 1335 type "B" on request

Regulación		Adjustment		COD. CODE	CAT. A	CAT. C	CAT. D	CAT. P
					€	€	€	€
		SIN BRAZOS RESPALDO NEGRO CON MALLA NEGRA	WITHOUT ARMS BLACK BACKREST BLACK MESH					
50	56	gas (respaldo contacto permanente)	gaslift (back-permanent contact)	KY183N	451	462	484	-
		RESPALDO GRIS CON MALLA GRIS	GREY BACKREST GREY MESH					
50	56	gas (respaldo contacto permanente)	gaslift (back-permanent contact)	KY183G	484	495	517	-
		2D BRAZOS EN NYLON REGULABLES RESPALDO NEGRO CON MALLA NEGRA	2D ADJUSTABLE EXTENSIBLE NYLON ARMS BLACK BACKREST BLACK MESH					
63	56	gas (respaldo contacto permanente)	gaslift (back-permanent contact)	KY193N	517	528	550	-
		RESPALDO GRIS CON MALLA GRIS	GREY BACKREST GREY MESH					
63	56	gas (respaldo contacto permanente)	gaslift (back-permanent contact)	KY193G	550	561	583	-

Brazos a juego con el color de la carcasa
The nylon arms match with back and seat plastic covers

★	BASE (P. 14)	INDICAR EL EN PEDIDO	TO SPECIFY IN THE ORDER	€
	APS	VERSION CON BASE EN NYLON NEGRO	VERSION WITH BLACK NYLON BASE	APS+ =
	APW-APG	VERSION CON BASE EN NYLON	VERSION WITH NYLON BASE	APW-APG+ 11
	AL6-AL7-AL9-ANN	VERSION CON BASE ALUMINIO	VERSION WITH BASE IN ALUMINIUM	AL6-AL7-AL9-ANN+ 36
	AL5-AWW	VERSION CON BASE ALUMINIO	VERSION WITH BASE IN ALUMINIUM	AL5-AWW+ 66
	AL3	VERSION CON BASE ALUMINIO	VERSION WITH BASE IN ALUMINIUM	AL3+ 88
	AL4	VERSION CON BASE ALUMINIO 4 RADIOS (con desliz./no oscilante)	4 STAR BASE IN ALUMINIUM (with feet / no tilt)	AL4+ 66

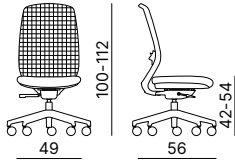


Asiento tapizado – Respaldo negro con malla 3D
Padded seat - Black backrest with 3D mesh

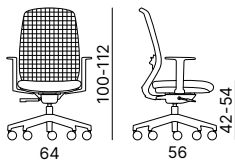
Regulación

Adjustment

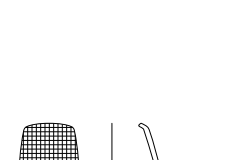
COD. CODE	CAT. A	CAT. C	CAT. D	CAT. P
	€	€	€	€



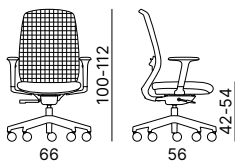
SIN BRAZOS GAS SYNCRON AUTOAJUSTANTE/P		WITHOUT ARMS GASLIFT SELF-WEIGHING SYNCRON/P		CON SOPORTE LUMBAR AJUSTABLE EN ALTURA Y PROFUNDIDAD (2 POSICIONES) WITH HEIGHT AND DEPTH (2 POSITIONS) ADJUSTABLE LUMBAR SUPPORT				
malla respaldo beige	beige mesh backrest	KB205NBE		446	468	490	556	
malla respaldo gris	grey mesh backrest	KB205NGR						
malla respaldo azul	blue mesh backrest	KB205NBL						
malla respaldo negro	black mesh backrest	KB205NNE						



SIN BRAZOS GAS SYNCRON AUTOAJUSTANTE/P DESPLAZADOR		WITHOUT ARMS GASLIFT SELF-WEIGHING SYNCRON/P SLIDE SYSTEM SEAT		CON SOPORTE LUMBAR AJUSTABLE EN ALTURA Y PROFUNDIDAD (2 POSICIONES) WITH HEIGHT AND DEPTH (2 POSITIONS) ADJUSTABLE LUMBAR SUPPORT				
malla respaldo beige	beige mesh backrest	KB208NBE		479	501	523	589	
malla respaldo gris	grey mesh backrest	KB208NGR						
malla respaldo azul	blue mesh backrest	KB208NBL						
malla respaldo negro	black mesh backrest	KB208NNE						



CON BRAZOS FIJOS EN NYLON GAS SYNCRON AUTOAJUSTANTE /P		WITH FIXED NYLON ARMS GASLIFT SELF-WEIGHING SYNCRON/P		CON SOPORTE LUMBAR AJUSTABLE EN ALTURA Y PROFUNDIDAD (2 POSICIONES) WITH HEIGHT AND DEPTH (2 POSITIONS) ADJUSTABLE LUMBAR SUPPORT				
malla respaldo beige	beige mesh backrest	KB215NBE		479	501	523	589	
malla respaldo gris	grey mesh backrest	KB215NGR						
malla respaldo azul	blue mesh backrest	KB215NBL						
malla respaldo negro	black mesh backrest	KB215NNE						



CON BRAZOS FIJOS EN NYLON GAS SYNCRON AUTOAJUSTANTE/P DESPLAZADOR		WITH FIXED NYLON ARMS GASLIFT SELF-WEIGHING SYNCRON/P SLIDE SYSTEM SEAT		CON SOPORTE LUMBAR AJUSTABLE EN ALTURA Y PROFUNDIDAD (2 POSICIONES) WITH HEIGHT AND DEPTH (2 POSITIONS) ADJUSTABLE LUMBAR SUPPORT				
malla respaldo beige	beige mesh backrest	KB218NBE		512	534	556	622	
malla respaldo gris	grey mesh backrest	KB218NGR						
malla respaldo azul	blue mesh backrest	KB218NBL						
malla respaldo negro	black mesh backrest	KB218NNE						

NOTE: Siempre indicar el código de revestimiento del asiento - Seat upholstery code always to be mentioned
Brazos a juego con el color del respaldo - The arms match with backrest structure

★	BASE (P. 14)	INDICAR EL EN PEDIDO	TO SPECIFY IN THE ORDER	€
	APS	VERSION CON BASE EN NYLON NEGRO	VERSION WITH BLACK NYLON BASE	APS+ =
	APW-APG	VERSION CON BASE EN NYLON	VERSION WITH NYLON BASE	APW-APG+ 11
	AL6-AL7-AL9-ANN	VERSION CON BASE ALUMINIO	VERSION WITH BASE IN ALUMINIUM	AL6-AL7-AL9-ANN+ 36
	AL5-AWW	VERSION CON BASE ALUMINIO	VERSION WITH BASE IN ALUMINIUM	AL5-AWW+ 66
	AL3	VERSION CON BASE ALUMINIO	VERSION WITH BASE IN ALUMINIUM	AL3+ 88
	AL4	VERSION CON BASE ALUMINIO 4 RADIOS (con desliz./no oscilante)	4 STAR BASE IN ALUMINIUM (with feet / no tilt)	AL4+ 66

KEY BOLD

Estructura respaldo BLANCA
WHITE backrest structure



Asiento tapizado- Respaldo blanco con malla 3D
Padded seat - White backrest with 3D mesh

A petición norma Europea EN 1335-1:2020 Tipo 'B'
European standard EN 1335-1:2020 Type 'B' on request

Regulación	Adjustment	COD. CODE	CAT. A	CAT. C	CAT. D	CAT. P	
			€	€	€	€	
	SIN BRAZOS GAS SYNCRON AUTOAJUSTANTE/P	WITHOUT ARMS GASLIFT SELF-WEIGHING SYNCRON/P	CON SOPORTE LUMBAR AJUSTABLE EN ALTURA Y PROFUNDIDAD (2 POSICIONES) WITH HEIGHT AND DEPTH (2 POSITIONS) ADJUSTABLE LUMBAR SUPPORT				
	malla respaldo beige	beige mesh backrest	KB205BBE	462	484	506	572
	malla respaldo gris	grey mesh backrest	KB205BGR				
	malla respaldo azul	blue mesh backrest	KB205BBL				
	malla respaldo negro	black mesh backrest	KB205BNE				
	SIN BRAZOS GAS SYNCRON AUTOAJUSTANTE/P DESPLAZADOR	WITHOUT ARMS GASLIFT SELF-WEIGHING SYNCRON/P SLIDE SYSTEM SEAT	CON SOPORTE LUMBAR AJUSTABLE EN ALTURA Y PROFUNDIDAD (2 POSICIONES) WITH HEIGHT AND DEPTH (2 POSITIONS) ADJUSTABLE LUMBAR SUPPORT				
	malla respaldo beige	beige mesh backrest	KB208BBE	495	517	539	605
	malla respaldo gris	grey mesh backrest	KB208BGR				
	malla respaldo azul	blue mesh backrest	KB208BBL				
	malla respaldo negro	black mesh backrest	KB208BNE				
	CON BRAZOS FIJOS EN NYLON GAS SYNCRON AUTOAJUSTANTE /P	WITH FIXED NYLON ARMS GASLIFT SELF-WEIGHING SYNCRON/P	CON SOPORTE LUMBAR AJUSTABLE EN ALTURA Y PROFUNDIDAD (2 POSICIONES) WITH HEIGHT AND DEPTH (2 POSITIONS) ADJUSTABLE LUMBAR SUPPORT				
	malla respaldo beige	beige mesh backrest	KB215BBE	495	517	539	605
	malla respaldo gris	grey mesh backrest	KB215BGR				
	malla respaldo azul	blue mesh backrest	KB215BBL				
	malla respaldo negro	black mesh backrest	KB215BNE				
	CON BRAZOS FIJOS EN NYLON GAS SYNCRON AUTOAJUSTANTE/P DESPLAZADOR	WITH FIXED NYLON ARMS GASLIFT SELF-WEIGHING SYNCRON/P SLIDE SYSTEM SEAT	CON SOPORTE LUMBAR AJUSTABLE EN ALTURA Y PROFUNDIDAD (2 POSICIONES) WITH HEIGHT AND DEPTH (2 POSITIONS) ADJUSTABLE LUMBAR SUPPORT				
	malla respaldo beige	beige mesh backrest	KB218BBE	528	550	572	638
	malla respaldo gris	grey mesh backrest	KB218BGR				
	malla respaldo azul	blue mesh backrest	KB218BBL				
	malla respaldo negro	black mesh backrest	KB218BNE				
	1D BRAZOS AJUSTABLES GAS SYNCRON AUTOAJUSTANTE/P	1D ADJUSTABLE ARMS GASLIFT SELF-WEIGHING SYNCRON/P	CON SOPORTE LUMBAR AJUSTABLE EN ALTURA Y PROFUNDIDAD (2 POSICIONES) WITH HEIGHT AND DEPTH (2 POSITIONS) ADJUSTABLE LUMBAR SUPPORT				
	malla respaldo beige	beige mesh backrest	KB245BBE	528	550	572	638
	malla respaldo gris	grey mesh backrest	KB245BGR				
	malla respaldo azul	blue mesh backrest	KB245BBL				
	malla respaldo negro	black mesh backrest	KB245BNE				
	1D BRAZOS AJUSTABLES GAS SYNCRON AUTOAJUSTANTE/P DESPLAZADOR	1D ADJUSTABLE ARMS GASLIFT SELF-WEIGHING SYNCRON/P SLIDE SYSTEM SEAT	CON SOPORTE LUMBAR AJUSTABLE EN ALTURA Y PROFUNDIDAD (2 POSICIONES) WITH HEIGHT AND DEPTH (2 POSITIONS) ADJUSTABLE LUMBAR SUPPORT				
	malla respaldo beige	beige mesh backrest	KB248BBE	561	583	605	671
	malla respaldo gris	grey mesh backrest	KB248BGR				
	malla respaldo azul	blue mesh backrest	KB248BBL				
	malla respaldo negro	black mesh backrest	KB248BNE				

NOTE: Siempre indicar el código de revestimiento del asiento - Seat upholstery code always to be mentioned
 Brazos a juego con el color del respaldo - The arms match with backrest structure

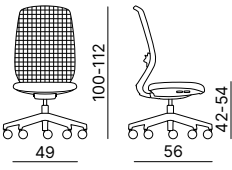
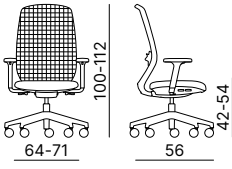
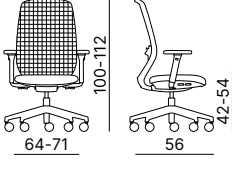
★ BASE (P. 14)	INDICAR EL EN PEDIDO	TO SPECIFY IN THE ORDER	€
APS	VERSION CON BASE EN NYLON NEGRO	VERSION WITH BLACK NYLON BASE	APS+ =
APW-APG	VERSION CON BASE EN NYLON	VERSION WITH NYLON BASE	APW-APG+ 11
AL6-AL7-AL9-ANN	VERSION CON BASE ALUMINIO	VERSION WITH BASE IN ALUMINIUM	AL6-AL7-AL9-ANN+ 36
AL5-AWW	VERSION CON BASE ALUMINIO	VERSION WITH BASE IN ALUMINIUM	AL5-AWW+ 66
AL3	VERSION CON BASE ALUMINIO	VERSION WITH BASE IN ALUMINIUM	AL3+ 88
AL4	VERSION CON BASE ALUMINIO 4 RADIOS (con desliz./no oscilante)	4 STAR BASE IN ALUMINIUM (with feet / no tilt)	AL4+ 66



KEY BOLD ADVANCED

Asiento tapizado con sincron incorporado - Respaldo negro con malla 3D
Padded seat with integrated synchron - Black backrest with 3D mesh

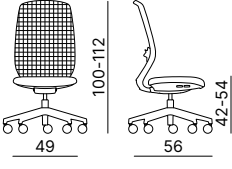
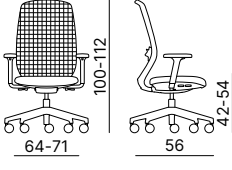
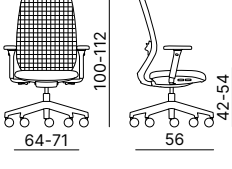
A petición versión ignífuga
Fire resistance Italian homologation on request

Regulación	Adjustment	COD. CODE	CAT. A	CAT. C	CAT. D	CAT. P		
			€	€	€	€		
 <p>SIN BRAZOS GAS SYNCRON AUTOAJUSTANTE DESPLAZADOR/F</p>	<p>WITHOUT ARMS GASLIFT SELF-WEIGHING SYNCRON SLIDE SYSTEM/F</p>	CON SOPORTE LUMBAR AJUSTABLE EN ALTURA Y PROFUNDIDAD (2 POSICIONES) WITH HEIGHT AND DEPTH (2 POSITIONS) ADJUSTABLE LUMBAR SUPPORT						
		malla respaldo beige	beige mesh backrest	KB108NBE	539	561	583	649
		malla respaldo gris	grey mesh backrest	KB108NGR				
		malla respaldo azul	blue mesh backrest	KB108NBL				
		malla respaldo negro	black mesh backrest	KB108NNE				
 <p>2D BRAZOS NEGROS AJUSTABLES ENSANCHABLES GAS SYNCRON AUTOAJUSTANTE DESPLAZADOR/F</p>	<p>2D ADJUSTABLE STRETCHABLE BLACK ARMS GASLIFT SELF-WEIGHING SYNCRON SLIDE SYSTEM/F</p>	CON SOPORTE LUMBAR AJUSTABLE EN ALTURA Y PROFUNDIDAD (2 POSICIONES) WITH HEIGHT AND DEPTH (2 POSITIONS) ADJUSTABLE LUMBAR SUPPORT						
		malla respaldo beige	beige mesh backrest	KB128NBE	649	671	693	759
		malla respaldo gris	grey mesh backrest	KB128NGR				
		malla respaldo azul	blue mesh backrest	KB128NBL				
		malla respaldo negro	black mesh backrest	KB128NNE				
 <p>4D BRAZOS NEGROS AJUST. ORIENT. ENSANCHABLES EXTENSIBLES GAS SYNCRON AUTOAJUSTANTE</p>	<p>4D ADJUSTABLE STRETCHABLE ROTATING EXTENS. BLACK ARMS GASLIFT SELF-WEIGHING SYNCRON SLIDE SYSTEM/F</p>	CON SOPORTE LUMBAR AJUSTABLE EN ALTURA Y PROFUNDIDAD (2 POSICIONES) WITH HEIGHT AND DEPTH (2 POSITIONS) ADJUSTABLE LUMBAR SUPPORT						
		malla respaldo beige	beige mesh backrest	KB148NBE	671	693	715	781
		malla respaldo gris	grey mesh backrest	KB148NGR				
		malla respaldo azul	blue mesh backrest	KB148NBL				
		malla respaldo negro	black mesh backrest	KB148NNE				

KEY BOLD ADVANCED

Asiento tapizado con sincron incorporado - Respaldo blanco con malla 3D
Padded seat with integrated synchron - White backrest with 3D mesh



Regulación	Adjustment	COD. CODE	CAT. A	CAT. C	CAT. D	CAT. P		
			€	€	€	€		
 <p>SIN BRAZOS GAS SYNCRON AUTOAJUSTANTE DESPLAZADOR/F</p>	<p>WITHOUT ARMS GASLIFT SELF-WEIGHING SYNCRON SLIDE SYSTEM/F</p>	CON SOPORTE LUMBAR AJUSTABLE EN ALTURA Y PROFUNDIDAD (2 POSICIONES) WITH HEIGHT AND DEPTH (2 POSITIONS) ADJUSTABLE LUMBAR SUPPORT						
		malla respaldo beige	beige mesh backrest	KB108BBE	556	578	600	666
		malla respaldo gris	grey mesh backrest	KB108BGR				
		malla respaldo azul	blue mesh backrest	KB108BBL				
		malla respaldo negro	black mesh backrest	KB108BNE				
 <p>2D BRAZOS NEGROS AJUSTABLES ENSANCHABLES GAS SYNCRON AUTOAJUSTANTE DESPLAZADOR/F</p>	<p>2D ADJUSTABLE STRETCHABLE BLACK ARMS GASLIFT SELF-WEIGHING SYNCRON SLIDE SYSTEM/F</p>	CON SOPORTE LUMBAR AJUSTABLE EN ALTURA Y PROFUNDIDAD (2 POSICIONES) WITH HEIGHT AND DEPTH (2 POSITIONS) ADJUSTABLE LUMBAR SUPPORT						
		malla respaldo beige	beige mesh backrest	KB128BBE	666	688	710	776
		malla respaldo gris	grey mesh backrest	KB128BGR				
		malla respaldo azul	blue mesh backrest	KB128BBL				
		malla respaldo negro	black mesh backrest	KB128BNE				
 <p>4D BRAZOS NEGROS AJUST. ORIENT. ENSANCHABLES EXTENSIBLES GAS SYNCRON AUTOAJUSTANTE</p>	<p>4D ADJUSTABLE STRETCHABLE ROTATING EXTENS. BLACK ARMS GASLIFT SELF-WEIGHING SYNCRON SLIDE SYSTEM/F</p>	CON SOPORTE LUMBAR AJUSTABLE EN ALTURA Y PROFUNDIDAD (2 POSICIONES) WITH HEIGHT AND DEPTH (2 POSITIONS) ADJUSTABLE LUMBAR SUPPORT						
		malla respaldo beige	beige mesh backrest	KB148BBE	688	710	732	798
		malla respaldo gris	grey mesh backrest	KB148BGR				
		malla respaldo azul	blue mesh backrest	KB148BBL				
		malla respaldo negro	black mesh backrest	KB148BNE				

NOTE: Siempre indicar el código de revestimiento del asiento - Seat upholstery code always to be mentioned

BASE (P. 14)

CONFIRMAR EN EL PEDIDO (VER PAG. 67)

TO SPECIFY IN THE ORDER (SEE PAGE 67)

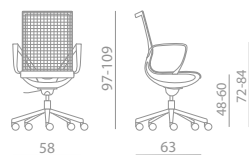
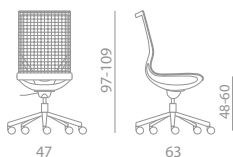
KEY LINE (MESH)

Asiento-respaldo en malla
Seat - backrest in mesh



Norma Europea EN 1335-2-3
European Standard EN 1335-2-3

Regulación	Adjustment	COD. CODE	€
SIN BRAZOS ESTR. NEGRA-MALLA NEGRA	WITHOUT ARMS BLACK SHELL-BLACK MESH		Estr. negra-Malla negra / Black shell-Black mesh
gas	gaslift	KE103NN	539
gas "tilt"	gaslift-tilt	KE107NN	583
SIN BRAZOS ESTR. NEGRA-MALLA BEIGE	WITHOUT ARMS BLACK SHELL-BEIGE MESH		Estr. negra-Malla beige / Black shell-Beige mesh
gas	gaslift	KE103NB	539
gas "tilt"	gaslift-tilt	KE107NB	583
SIN BRAZOS ESTR. NEGRA-MALLA GRIS	WITHOUT ARMS BLACK SHELL-GREY MESH		Estr. negra-Malla gris / Black shell-Grey mesh
gas	gaslift	KE103NG	539
gas "tilt"	gaslift-tilt	KE107NG	583
SIN BRAZOS ESTR. NEGRA-MALLA VERDE	WITHOUT ARMS BLACK SHELL-GREEN MESH		Estr. negra-Malla verde / Black shell-Green mesh
gas	gaslift	KE103NV	539
gas "tilt"	gaslift-tilt	KE107NV	583
SIN BRAZOS ESTR. BLANCA-MALLA NEGRA	WITHOUT ARMS WHITE SHELL-BLACK MESH		Estr. blanca-Malla negra / White shell-Black mesh
gas	gaslift	KE103BN	539
gas "tilt"	gaslift-tilt	KE107BN	583
SIN BRAZOS ESTR. BLANCA-MALLA BEIGE	WITHOUT ARMS WHITE SHELL-BEIGE MESH		Estr. blanca-Malla beige / White shell-Beige mesh
gas	gaslift	KE103BB	539
gas "tilt"	gaslift-tilt	KE107BB	583
SIN BRAZOS ESTR. BLANCA-MALLA GRIS	WITHOUT ARMS WHITE SHELL-GREY MESH		Estr. blanca-Malla gris / White shell-Grey mesh
gas	gaslift	KE103BG	539
gas "tilt"	gaslift-tilt	KE107BG	583
SIN BRAZOS ESTR. BLANCA-MALLA VERDE	WITHOUT ARMS WHITE SHELL-GREEN MESH		Estr. blanca-Malla verde / White shell-Green mesh
gas	gaslift	KE103BV	539
gas "tilt"	gaslift-tilt	KE107BV	583
CON BRAZOS ESTR. NEGRA-MALLA NEGRA	WITH ARMS BLACK SHELL-BLACK MESH		Estr. negra-Malla negra / Black shell-Black mesh
gas	gaslift	KE123NN	561
gas "tilt"	gaslift-tilt	KE127NN	605
CON BRAZOS ESTR. NEGRA-MALLA BEIGE	WITH ARMS BLACK SHELL-BEIGE MESH		Estr. negra-Malla beige / Black shell-Beige mesh
gas	gaslift	KE123NB	561
gas "tilt"	gaslift-tilt	KE127NB	605
CON BRAZOS ESTR. NEGRA-MALLA GRIS	WITH ARMS BLACK SHELL-GREY MESH		Estr. negra-Malla gris / Black shell-Grey mesh
gas	gaslift	KE123NG	561
gas "tilt"	gaslift-tilt	KE127NG	605
CON BRAZOS ESTR. NEGRA-MALLA VERDE	WITH ARMS BLACK SHELL-GREEN MESH		Estr. negra-Malla verde / Black shell-Green mesh
gas	gaslift	KE123NV	561
gas "tilt"	gaslift-tilt	KE127NV	605
CON BRAZOS ESTR. BLANCA-MALLA NEGRA	WITH ARMS WHITE SHELL-BLACK MESH		Estr. blanca-Malla negra / White shell-Black mesh
gas	gaslift	KE123BN	561
gas "tilt"	gaslift-tilt	KE127BN	605
CON BRAZOS ESTR. BLANCA-MALLA BEIGE	WITH ARMS WHITE SHELL-BEIGE MESH		Estr. blanca-Malla beige / White shell-Beige mesh
gas	gaslift	KE123BB	561
gas "tilt"	gaslift-tilt	KE127BB	605
CON BRAZOS ESTR. BLANCA-MALLA GRIS	WITH ARMS WHITE SHELL-GREY MESH		Estr. blanca-Malla gris / White shell-Grey mesh
gas	gaslift	KE123BG	561
gas "tilt"	gaslift-tilt	KE127BG	605
CON BRAZOS ESTR. BLANCA-MALLA VERDE	WITH ARMS WHITE SHELL-GREEN MESH		Estr. blanca-Malla verde / White shell-Green mesh
gas	gaslift	KE123BV	561
gas "tilt"	gaslift-tilt	KE127BV	605



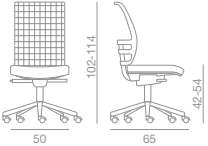
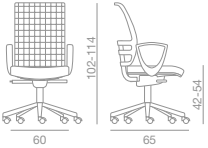
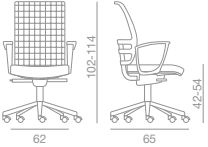
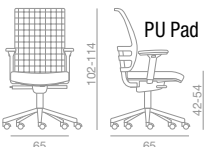

KONICA (MESH)

Asiento tapizado - Padded seat

Estructura respaldo NEGRO
c/malla negra
BLACK backrest structure
w/black mesh



Respaldo ajustable en altura / Height adjustable backrest
Con apoyo lumbar ajustable en altura y profundidad
W/lumbar support adjustable in height and depth
A petición norma Europea EN 1335 tpo "B"
European Standard EN 1335 type "B" on request

Regulación	Adjustment	COD. CODE	CAT. A	CAT. C	CAT. D	CAT. P
			€	€	€	€
ESTRUCTURA RESPALDO NEGRO BLACK BACKREST STRUCTURE						
	SIN BRAZOS WITHOUT ARMS					
gas	gaslift	KN113A	616	638	671	737
gas sincron/C	gaslift-sincron/C	KN115A	682	704	737	803
gas sincron-desplazador-varia/D	gaslift sincron-slide system-varia/D	KN118A	715	737	770	836
	BRAZOS EN NYLON NEGRO W/BLACK NYLON ARMS					
gas	gaslift	KN123A	660	682	715	781
gas sincron/C	gaslift-sincron/C	KN125A	726	748	781	847
gas sincron-desplazador-varia/D	gaslift sincron-slide system-varia/D	KN128A	759	781	814	880
	BRAZOS EN POLIURET. NEGRO W/BLACK POLYURETHANE ARMS					
gas	gaslift	KN133A	693	715	748	814
gas sincron/C	gaslift-sincron/C	KN135A	759	781	814	880
gas sincron-desplazador-varia/D	gaslift sincron-slide system-varia/D	KN138A	792	814	847	913
	4D BRAZOS NEGROS REGULABLES 4D ROTATING EXTENSIBLE ADJUSTABLE ARMS				Con sobrebrazo ensanchable With stretchable top arms	
gas	gaslift	KN143A	710	732	765	831
gas sincron/C	gaslift-sincron/C	KN145A	776	798	831	897
gas sincron-desplazador-varia/D	gaslift sincron-slide system-varia/D	KN148A	809	831	864	930
	REPOSACABEZAS AJUSTABLE EN ALTURA Y ORIENTABLE HEIGHT ADJUSTABLE AND ROTATING HEADREST					
		KN180	116	120	131	153

★	BASE (P. 14)	INDICAR EL EN PEDIDO	TO SPECIFY IN THE ORDER	€
	APS	VERSION CON BASE EN NYLON NEGRO	VERSION WITH BLACK NYLON BASE	APS+ =
	APW-APG	VERSION CON BASE EN NYLON	VERSION WITH NYLON BASE	APW-APG+ 11
	AL6-AL7-AL9-ANN	VERSION CON BASE ALUMINIO	VERSION WITH BASE IN ALUMINIUM	AL6-AL7-AL9-ANN+ 36
	AL5-AWW	VERSION CON BASE ALUMINIO	VERSION WITH BASE IN ALUMINIUM	AL5-AWW+ 66
	AL3	VERSION CON BASE ALUMINIO	VERSION WITH BASE IN ALUMINIUM	AL3+ 88
	AL4	VERSION CON BASE ALUMINIO 4 RADIOS (con desliz./no oscilante)	4 STAR BASE IN ALUMINIUM (with feet / no tilt)	AL4+ 66

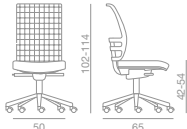
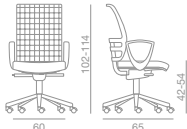
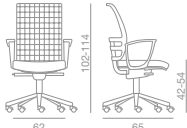
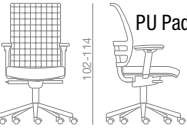

KONICA (MESH)

Estructura respaldo GRIS
c/malla negra
GREY backrest structure
w/black mesh



Respaldo ajustable en altura / Height adjustable backrest
Con apoyo lumbar ajustable en altura y profundidad
W/lumbar support adjustable in height and depth
A petición norma Europea EN 1335 tpo "B"
European Standard EN 1335 type "B" on request

Asiento tapizado - Padded seat

Regulación	Adjustment	COD. CODE	CAT. A	CAT. C	CAT. D	CAT. P	
			€	€	€	€	
ESTRUCTURA RESPALDO GRIS GREY BACKREST STRUCTURE							
SIN BRAZOS <i>WITHOUT ARMS</i>							
	gas	gaslift	KN313A	638	660	693	759
	gas sincron/C	gaslift-sincron/C	KN315A	704	726	759	825
	gas sincron-desplazador-varia/D	gaslift sincron-slide system-varia/D	KN318A	737	759	792	858
BRAZOS EN NYLON NEGRO <i>W/GREY NYLON ARMS</i>							
	gas	gaslift	KN323A	682	704	737	803
	gas sincron/C	gaslift-sincron/C	KN325A	748	770	803	869
	gas sincron-desplazador-varia/D	gaslift sincron-slide system-varia/D	KN328A	781	803	836	902
BRAZOS EN POLIURET. NEGRO <i>W/BLACK POLYURETHANE ARMS</i>							
	gas	gaslift	KN333A	715	737	770	836
	gas sincron/C	gaslift-sincron/C	KN335A	781	803	836	902
	gas sincron-desplazador-varia/D	gaslift sincron-slide system-varia/D	KN338A	814	836	869	935
4D BRAZOS NEGROS REGULABLES <i>4D ROTATING EXTENSIBLE ADJUSTABLE ARMS</i>							
	gas	gaslift	KN343A	732	754	787	853
	gas sincron/C	gaslift-sincron/C	KN345A	798	820	853	919
	gas sincron-desplazador-varia/D	gaslift sincron-slide system-varia/D	KN348A	831	853	886	952
REPOSACABEZAS AJUSTABLE EN ALTURA Y ORIENTABLE <i>HEIGHT ADJUSTABLE AND ROTATING HEADREST</i>							
			KN380	121	125	136	158

BASE (P. 14)	INDICAR EL EN PEDIDO	TO SPECIFY IN THE ORDER	€
APS	VERSION CON BASE EN NYLON NEGRO	VERSION WITH BLACK NYLON BASE	APS+ =
APW-APG	VERSION CON BASE EN NYLON	VERSION WITH NYLON BASE	APW-APG+ 11
AL6-AL7-AL9-ANN	VERSION CON BASE ALUMINIO	VERSION WITH BASE IN ALUMINIUM	AL6-AL7-AL9-ANN+ 36
AL5-AWW	VERSION CON BASE ALUMINIO	VERSION WITH BASE IN ALUMINIUM	AL5-AWW+ 66
AL3	VERSION CON BASE ALUMINIO	VERSION WITH BASE IN ALUMINIUM	AL3+ 88
AL4	VERSION CON BASE ALUMINIO 4 RADIOS (con desliz./no oscilante)	4 STAR BASE IN ALUMINIUM (with feet / no tilt)	AL4+ 66



KUPER (EASY-MESH)

Asiento tapizado - Respaldo en malla
 Padded seat - Mesh backrest

		Regulación	Adjustment	COD. CODE	CAT. A	CAT. C	CAT. D	CAT. P
					€	€	€	€
Respaldo bajo - Low back								
ESTRUCTURA RESPALDO NEGRA BLACK BACKREST STRUCTURE								
	SIN BRAZOS	WITHOUT ARMS						
	gas	gaslift	KP173E	446	457	485	545	
	gas c/sincron autoajustante/RE	gaslift w/self-weighting sincron/RE	KP179E	473	484	512	572	
	* 2D BRAZOS REGULABLES EN NYLON	2D ADJUSTABLE EXTENSIBLE NYLON ARMS	* Brazos a juego con el color del respaldo The nylon arms match with backrest structure					
	gas	gaslift	KP893E	506	517	545	605	
	gas c/sincron autoajustante/RE	gaslift w/self-weighting sincron/RE	KP899E	534	545	573	633	
	* 2D BRAZOS REGULABLES EN NYLON	W/FIXED NYLON BLACK ARMS						
	gas	gaslift	KP193E	506	517	545	605	
	gas c/sincron autoajustante/RE	gaslift w/self-weighting sincron/RE	KP199E	534	545	573	633	
	2D BRAZOS NEGROS REGULABLES	2D ADJUSTABLE EXTENSIBLE BLACK ARMS						
	gas	gaslift	KP163E	534	545	573	633	
	gas c/sincron autoajustante/RE	gaslift w/self-weighting sincron/RE	KP169E	561	572	600	660	
	gas c/sincron autoajustante/desplazador/RT	gaslift w/self-weighting sincron slide system/RT	KP161E	583	594	622	682	
	NEGRO/BLACK		APOYO LUMBAR AJUSTABLE	ADJUST. LUMBAR SUPPORT				
			(montar con anterioridad)	(assembly before)	KPE150	33		
Respaldo alto - High back								
	SIN BRAZOS	WITHOUT ARMS						
	gas	gaslift	KP133E	490	501	529	589	
	gas c/sincron autoajustante/RE	gaslift w/self-weighting sincron/RE	KP139E	517	528	556	616	
	* 2D BRAZOS REGULABLES EN NYLON	2D ADJUSTABLE EXTENSIBLE NYLON ARMS	* Brazos a juego con el color del respaldo The nylon arms match with backrest structure					
	gas	gaslift	KP843E	550	561	589	649	
	gas c/sincron autoajustante/RE	gaslift w/self-weighting sincron/RE	KP849E	578	589	617	677	
	gas c/sincron autoajustante/desplazador/RT	gaslift w/self-weighting sincron slide system/RT	KP841E	600	611	639	699	
		BRAZOS FIJOS EN NYLON NEGRO	W/FIXED NYLON ARMS					
		gas	gaslift	KP143E	550	561	589	649
gas c/sincron autoajustante/RE		gaslift w/self-weighting sincron/RE	KP149E	578	589	617	677	
	gas c/sincron autoajustante/desplazador/RT	gaslift w/self-weighting sincron slide system/RT	KP141E	600	611	639	699	
		2D BRAZOS NEGROS REGULABLES	2D ADJUSTABLE EXTENSIBLE BLACK ARMS					
		gas	gaslift	KP123E	578	589	617	677
gas c/sincron autoajustante/RE		gaslift w/self-weighting sincron/RE	KP129E	605	616	644	704	
	gas c/sincron autoajustante/desplazador/RT	gaslift w/self-weighting sincron slide system/RT	KP121E	627	638	666	726	
	NEGRO/BLACK		APOYO LUMBAR AJUSTABLE	ADJUST. LUMBAR SUPPORT				
			(montar con anterioridad)	(assembly before)	KPE150	33		

* BASE (P. 14)	INDICAR EL EN PEDIDO	TO SPECIFY IN THE ORDER	€
APS	VERSION CON BASE EN NYLON NEGRO	VERSION WITH BLACK NYLON BASE	APS+ =
APW-APG	VERSION CON BASE EN NYLON	VERSION WITH NYLON BASE	APW-APG+ 11
AL6-AL7-AL9-ANN	VERSION CON BASE ALUMINIO	VERSION WITH BASE IN ALUMINIUM	AL6-AL7-AL9-ANN+ 36
AL5-AWW	VERSION CON BASE ALUMINIO	VERSION WITH BASE IN ALUMINIUM	AL5-AWW+ 66
AL3	VERSION CON BASE ALUMINIO	VERSION WITH BASE IN ALUMINIUM	AL3+ 88
AL4	VERSION CON BASE ALUMINIO 4 RADIOS (con desliz./no oscilante)	4 STAR BASE IN ALUMINIUM (with feet / no tilt)	AL4+ 66

KUPER (EASY-MESH)

Asiento tapizado - Respaldo en malla
Padded seat - Mesh backrest



ESTRUCTURA RESPALDO BLANCA - WHITE BACKREST STRUCTURE

El primer código se refiere al asiento. El segundo a la malla del respaldo. / The first code refers to the seat color. The second code refers to the backrest mesh color.

A petición norma Europea EN 1335 tpo "B"
European Standard EN 1335 type "B" on request

A petición versión ignífuga
Fire resistance Italian Homologation on request

Regulación		Adjustment		COD. CODE	CAT. A	CAT. C	CAT. D	CAT. P
					€	€	€	€
Respaldo bajo - Low back				ESTRUCTURA RESPALDO BLANCA WHITE BACKREST STRUCTURE				
		SIN BRAZOS WITHOUT ARMS						
		gas		KP373E	468	479	507	567
		gas c/sincron autoajustante/RE		KP379E	495	506	534	594
		gas c/sincron autoajustante/ desplazador/RT		KP371E	517	528	556	616
		* 2D BRAZOS REGULABLES EN NYLON 2D ADJUSTABLE EXTENSIBLE NYLON ARMS		* Brazos a juego con el color del respaldo The nylon arms match with backrest structure				
		gas		KP993E	528	539	567	627
		gas c/sincron autoajustante/RE		KP999E	556	567	595	655
		gas c/sincron autoajustante/ desplazador/RT		KP991E	578	589	617	677
		* 2D BRAZOS REGULABLES EN NYLON W/FIXED NYLON BLACK ARMS						
		gas		KP393E	528	539	567	627
		gas c/sincron autoajustante/RE		KP399E	556	567	595	655
		gas c/sincron autoajustante/ desplazador/RT		KP391E	578	589	617	677
		2D BRAZOS NEGROS REGULABLES 2D ADJUSTABLE EXTENSIBLE BLACK ARMS						
		gas		KP363E	556	567	595	655
		gas c/sincron autoajustante/RE		KP369E	583	594	622	682
		gas c/sincron autoajustante/ desplazador/RT		KP361E	605	616	644	704
		PU Pad						
		gas		KP363E	556	567	595	655
		gas c/sincron autoajustante/RE		KP369E	583	594	622	682
		gas c/sincron autoajustante/ desplazador/RT		KP361E	605	616	644	704
		APOYO LUMBAR AJUSTABLE ADJUST. LUMBAR SUPPORT						
		(montar con anterioridad)		KPE150	33			
Respaldo alto - High back								
		SIN BRAZOS WITHOUT ARMS						
		gas		KP333E	512	523	551	611
		gas c/sincron autoajustante/RE		KP339E	539	550	578	638
		gas c/sincron autoajustante/ desplazador/RT		KP331E	561	572	600	660
		* 2D BRAZOS REGULABLES EN NYLON 2D ADJUSTABLE EXTENSIBLE NYLON ARMS		* Brazos a juego con el color del respaldo The nylon arms match with backrest structure				
		gas		KP943E	572	583	611	671
		gas c/sincron autoajustante/RE		KP949E	600	611	639	699
		gas c/sincron autoajustante/ desplazador/RT		KP941E	622	633	661	721
		BRAZOS FIJOS EN NYLON NEGRO W/FIXED NYLON ARMS						
		gas		KP343E	572	583	611	671
		gas c/sincron autoajustante/RE		KP349E	600	611	639	699
		gas c/sincron autoajustante/ desplazador/RT		KP341E	622	633	661	721
		2D BRAZOS NEGROS REGULABLES 2D ADJUSTABLE EXTENSIBLE BLACK ARMS						
		gas		KP323E	600	611	639	699
		gas c/sincron autoajustante/RE		KP329E	627	638	666	726
		gas c/sincron autoajustante/ desplazador/RT		KP321E	649	660	688	748
		PU Pad						
		gas		KP323E	600	611	639	699
		gas c/sincron autoajustante/RE		KP329E	627	638	666	726
		gas c/sincron autoajustante/ desplazador/RT		KP321E	649	660	688	748
		APOYO LUMBAR AJUSTABLE ADJUST. LUMBAR SUPPORT						
		(montar con anterioridad)		KPE150	33			

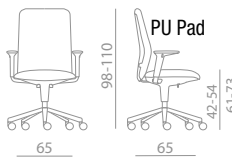
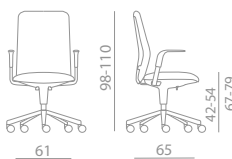
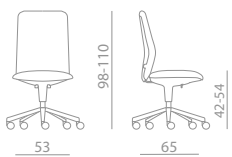
★	BASE (P. 14)	INDICAR EL EN PEDIDO	TO SPECIFY IN THE ORDER	€
	APS	VERSION CON BASE EN NYLON NEGRO	VERSION WITH BLACK NYLON BASE	APS+ =
	APW-APG	VERSION CON BASE EN NYLON	VERSION WITH NYLON BASE	APW-APG+ 11
	AL6-AL7-AL9-ANN	VERSION CON BASE ALUMINIO	VERSION WITH BASE IN ALUMINIUM	AL6-AL7-AL9-ANN+ 36
	AL5-AWW	VERSION CON BASE ALUMINIO	VERSION WITH BASE IN ALUMINIUM	AL5-AWW+ 66
	AL3	VERSION CON BASE ALUMINIO	VERSION WITH BASE IN ALUMINIUM	AL3+ 88
	AL4	VERSION CON BASE ALUMINIO 4 RADIOS (con desliz./no oscilante)	4 STAR BASE IN ALUMINIUM (with feet / no tilt)	AL4+ 66



A petición norma Europea EN 1335 tpo "B"
European Standard EN 1335 type "B" on request

A petición versión ignífuga
Fire resistance Italian Homologation on request

Regulación	Adjustment	COD. CODE	CAT. A	CAT. C	CAT. D	CAT. P
			€	€	€	€
GAS		GASLIFT				
trasera del respaldo en negro	black rear backrest	KP103N	627	660	693	792
trasera en negro c/regul. lumbar	black rear backrest w/lumbar support	KP103NA	649	682	715	814
trasera del respaldo en blanco	white rear backrest	KP103B	649	682	715	814
trasera en blanco c/ regul. lumbar	white rear backrest w/lumbar support	KP103BA	671	704	737	836
trasera del respaldo tapizada	padded rear backrest	KP103R	660	693	737	891
GAS -SYNCHRON AUTOAJUSTANTE		GASLIFT-W/SELF-WEIGHING SYNCHRON				
trasera del respaldo en negro	black rear backrest	KP105N	660	693	726	825
trasera en negro c/regul. lumbar	black rear backrest w/lumbar support	KP105NA	682	715	748	847
trasera del respaldo en blanco	white rear backrest	KP105B	682	715	748	847
trasera en blanco c/ regul. lumbar	white rear backrest w/lumbar support	KP105BA	704	737	770	869
trasera del respaldo tapizada	padded rear backrest	KP105R	693	726	770	924
BRAZOS FIJOS EN NYLON		GASLIFT-FIXED NYLON ARMS				
trasera del respaldo en negro	black rear backrest	KP123N	693	726	759	858
trasera en negro c/regul. lumbar	black rear backrest w/lumbar support	KP123NA	715	748	781	880
trasera del respaldo en blanco	white rear backrest	KP123B	715	748	781	880
trasera en blanco c/ regul. lumbar	white rear backrest w/lumbar support	KP123BA	737	770	803	902
trasera del respaldo tapizada	padded rear backrest	KP123R	726	759	803	957
GAS -SYNCHRON AUTOAJUSTANTE BRAZOS FIJOS EN NYLON		GASLIFT-W/SELF-WEIGHING SYNCHRON - FIXED NYLON ARMS				
trasera del respaldo en negro	black rear backrest	KP125N	726	759	792	891
trasera en negro c/regul. lumbar	black rear backrest w/lumbar support	KP125NA	748	781	814	913
trasera del respaldo en blanco	white rear backrest	KP125B	748	781	814	913
trasera en blanco c/ regul. lumbar	white rear backrest w/lumbar support	KP125BA	770	803	836	935
trasera del respaldo tapizada	padded rear backrest	KP125R	759	792	836	990
GAS BRAZOS AJUSTABLES EN ALTURA		GASLIFT HEIGHT ADJUSTABLE ARMS				
trasera del respaldo en negro	black rear backrest	KP133N	726	759	792	891
trasera en negro c/regul. lumbar	black rear backrest w/lumbar support	KP133NA	748	781	814	913
trasera del respaldo en blanco	white rear backrest	KP133B	748	781	814	913
trasera en blanco c/ regul. lumbar	white rear backrest w/lumbar support	KP133BA	770	803	836	935
trasera del respaldo tapizada	padded rear backrest	KP133R	759	792	836	990
GAS -SYNCHRON AUTOAJUSTANTE BRAZOS AJUSTABLES EN ALTURA		GASLIFT-W/SELF-WEIGHING SYNCHRON - HEIGHT ADJUST. ARMS				
trasera del respaldo en negro	black rear backrest	KP135N	759	792	825	924
trasera en negro c/regul. lumbar	black rear backrest w/lumbar support	KP135NA	781	814	847	946
trasera del respaldo en blanco	white rear backrest	KP135B	781	814	847	946
trasera en blanco c/ regul. lumbar	white rear backrest w/lumbar support	KP135BA	803	836	869	968
trasera del respaldo tapizada	padded rear backrest	KP135R	792	825	869	1023



NOTE: Cubreasiento y brazos a juego con el color de la trasera del respaldo. En la versión con trasera tapizada, cubreasiento y brazos en negro. Underseat and armrest match with the color of the rear back. In the version with upholstered rear backrest, underseat and arms are black.

NOTE: BICOLOR - TWO COLOURS
El primer código identifica el asiento. El segundo el respaldo.
The first code refers to the seat. The second code refers to the backrest.

€

+55

KARMA (MESH)

Asiento tapizado - Respaldo en malla
Padded seat - Mesh backrest

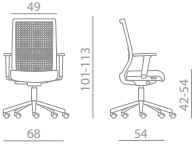
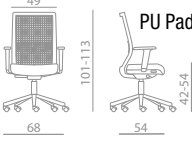
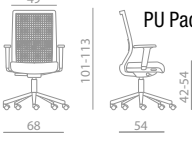
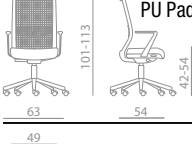
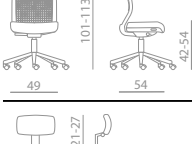
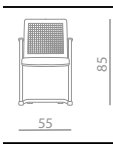
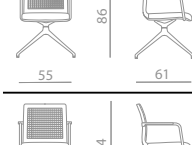
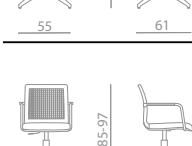
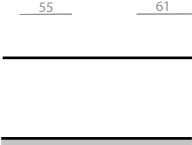
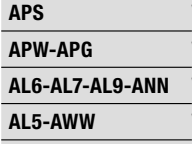



El primer código se refiere al asiento. El segundo a la malla del respaldo.
The first code refers to the seat color. The second code refers to the backrest mesh color.

Norma Europea EN 1335 tipo "A" / European Standard EN 1335 type "A"

A petición versión ignífuga

Fire resistance Italian Homologation on request

	Regulación	Adjustment	COD. CODE	CAT. A	CAT. C	CAT. D	CAT. P
				€	€	€	€
	CON BRAZOS FIJOS	WITH FIXED ARMS					
	gas c/synchron autoajustante/RE + desplazador	gaslift w/self-weighing synchron/RE + slide system seat	KA105	695	717	750	838
	gas sincron/H + desplazador	gaslift sincron/H + slide system	KA108	717	739	772	860
	2D BRAZOS NEGROS REGULABLES	2D ADJUSTABLE EXTENSIBLE ARMS					
	gas c/synchron autoajustante/RE + desplazador	gaslift w/self-weighing synchron/RE + slide system seat	KA115	726	748	781	869
	gas sincron/H + desplazador	gaslift sincron/H + slide system	KA118	748	770	803	891
	4D BRAZOS NEGROS REGULABLES	4D ROTATING EXTENSIBLE ADJUSTABLE ARMS		Con sobrebrazo ensanchable With stretchable top arms			
	gas c/synchron autoajustante/RE + desplazador	gaslift w/self-weighing synchron/RE + slide system seat	KA125	737	759	792	880
	gas sincron/H + desplazador	gaslift sincron/H + slide system	KA128	759	781	814	902
	CON BRAZOS EN ALUMINIO	WITH ALU. ARMS					
	gas c/synchron autoajustante/RE + desplazador	gaslift w/self-weighing synchron/RE + slide system seat	KA145	836	858	891	979
	gas sincron/H + desplazador	gaslift sincron/H + slide system	KA148	858	880	913	1001
	SIN BRAZOS	WITHOUT ARMS					
	gas c/synchron autoajustante/RE + desplazador	gaslift w/self-weighing synchron/RE + slide system seat	KA155	649	671	704	792
	gas sincron/H + desplazador	gaslift sincron/H + slide system	KA158	671	693	726	814
	REPOSACABEZAS AJUSTABLE EN ALTURA Y ORIENTABLE	HEIGHT ADJUSTABLE AND ROTATING HEADREST					
	gas sincron-varia/HV + desplazador	gaslift sincron-varia/HV + slide system seat	KA159	693	715	748	836
			KA180	127	133	144	166
	APILABLE	STACKABLE					
	estructura negra	black sled frame	KA181AN	517	528	550	627
	estructura cromada	chromed sled frame	KA181AC	539	550	572	649
	BASE GIRATORIA PIRAMIDAL EN ALUMINIO	SWIVEL ALUMINIUM PYRAMIDAL BASE					
	brazos cromados	with chromed arms	KA190AL	649	660	682	759
	BASE GIRATORIA PIRAMIDAL NYLON NEGRO	SWIVEL PYRAMIDAL BLACK NYLON BASE					
	con brazos negros	with black arms	KA190AN	561	572	594	671
	BRAZOS NEGROS	WITH BLACK ARMS					
	gas	gaslift	KA163AN	528	539	561	638
	gas "tilt"/L	gaslift with tilt/L	KA167AN	561	572	594	671
	BRAZOS CROMADOS	WITH CHROMED ARMS					
	gas	gaslift	KA163AC	539	550	572	649
	gas "tilt"/L	gaslift with tilt/L	KA167AC	572	583	605	682

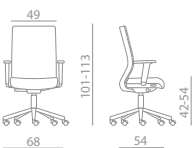
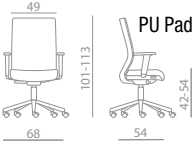
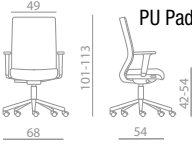
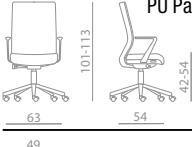
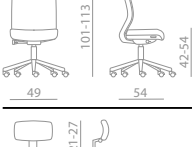
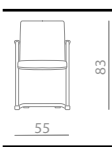
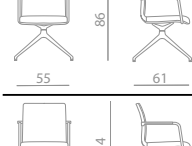
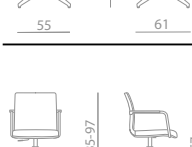



★	BASE (P. 14)	INDICAR EL EN PEDIDO	TO SPECIFY IN THE ORDER	€
	APS	VERSION CON BASE EN NYLON NEGRO	VERSION WITH BLACK NYLON BASE	APS+ =
	APW-APG	VERSION CON BASE EN NYLON	VERSION WITH NYLON BASE	APW-APG+ 11
	AL6-AL7-AL9-ANN	VERSION CON BASE ALUMINIO	VERSION WITH BASE IN ALUMINIUM	AL6-AL7-AL9-ANN+ 36
	AL5-AWW	VERSION CON BASE ALUMINIO	VERSION WITH BASE IN ALUMINIUM	AL5-AWW+ 66
	AL3	VERSION CON BASE ALUMINIO	VERSION WITH BASE IN ALUMINIUM	AL3+ 88
	AL4	VERSION CON BASE ALUMINIO 4 RADIOS (con desliz./no oscilante)	4 STAR BASE IN ALUMINIUM (with feet / no tilt)	AL4+ 66

KARMA (PADDED)

Asiento y respaldo tapizados-trasera negra
Padded seat and backrest - black backside



Norma Europea - European Standard EN1335

Regulación	Adjustment	COD. CODE	CAT. A	CAT. C	CAT. D	CAT. P	
			€	€	€	€	
	CON BRAZOS FIJOS WITH FIXED ARMS						
	gas c/synchron autoajustante/RE + desplazador	gaslift w/self-weighing synchron/RE + slide system seat	KA205	719	741	785	895
	gas sincron/H + desplazador	gaslift sincron/H + slide system	KA208	741	763	807	917
	gas sincron-varia/HV + desplazador	gaslift sincron-varia/HV + slide system seat	KA209	763	785	829	939
	2D BRAZOS NEGROS REGULABLES 2D ADJUSTABLE EXTENSIBLE ARMS						
	gas c/synchron autoajustante/RE + desplazador	gaslift w/self-weighing synchron/RE + slide system seat	KA215	750	772	816	926
	gas sincron/H + desplazador	gaslift sincron/H + slide system	KA218	772	794	838	948
	gas sincron-varia/HV + desplazador	gaslift sincron-varia/HV + slide system seat	KA219	794	816	860	970
	4D BRAZOS NEGROS REGULABLES 4D ROTATING EXTENSIBLE ADJUSTABLE ARMS						
	gas c/synchron autoajustante/RE + desplazador	gaslift w/self-weighing synchron/RE + slide system seat	KA225	761	783	827	937
	gas sincron/H + desplazador	gaslift sincron/H + slide system	KA228	783	805	849	959
	gas sincron-varia/HV + desplazador	gaslift sincron-varia/HV + slide system seat	KA229	805	827	871	981
	CON BRAZOS EN ALUMINIO WITH ALU. ARMS						
	gas c/synchron autoajustante/RE + desplazador	gaslift w/self-weighing synchron/RE + slide system seat	KA245	860	882	926	1036
	gas sincron/H + desplazador	gaslift sincron/H + slide system	KA248	882	904	948	1058
	gas sincron-varia/HV + desplazador	gaslift sincron-varia/HV + slide system seat	KA249	904	926	970	1080
	SIN BRAZOS WITHOUT ARMS						
	gas c/synchron autoajustante/RE + desplazador	gaslift w/self-weighing synchron/RE + slide system seat	KA255	673	695	739	849
	gas sincron/H + desplazador	gaslift sincron/H + slide system	KA258	695	717	761	871
	gas sincron-varia/HV + desplazador	gaslift sincron-varia/HV + slide system seat	KA259	717	739	783	893
	REPOSACABEZAS AJUSTABLE EN ALTURA Y ORIENTABLE HEIGHT ADJUSTABLE AND ROTATING HEADREST						
		KA280	127	133	144	166	
	APILABLE STACKABLE						
	estructura negra	black sled frame	KA281AN	528	539	572	671
	estructura cromada	chromed sled frame	KA281AC	550	561	594	693
	BASE GIRATORIA PIRAMIDAL EN ALUMINIO SWIVEL ALUMINIUM PYRAMIDAL BASE						
	brazos cromados	with chromed arms	KA290AL	660	671	704	803
	BASE GIRATORIA PIRAMIDAL NYLON NEGRO SWIVEL PYRAMIDAL BLACK NYLON BASE						
	con brazos negros	with black arms	KA290AN	572	583	616	715
	BRAZOS NEGROS WITH BLACK ARMS						
	gas	gaslift	KA263AN	539	550	583	682
	gas "tilt"/L	gaslift with tilt/L	KA267AN	572	583	616	715
	BRAZOS CROMADOS WITH CHROMED ARMS						
	gas	gaslift	KA263AC	550	561	594	693
	gas "tilt"/L	gaslift with tilt/L	KA267AC	583	594	627	726

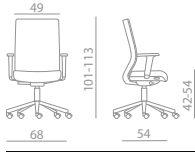
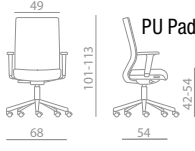
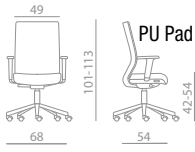
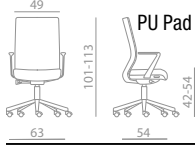


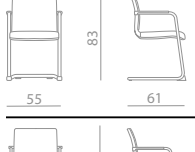
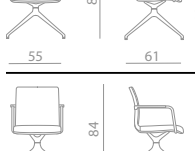
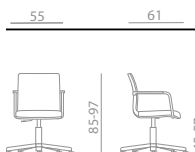


★	BASE (P. 14)	INDICAR EL EN PEDIDO	TO SPECIFY IN THE ORDER	€
	APS	VERSION CON BASE EN NYLON NEGRO	VERSION WITH BLACK NYLON BASE	APS+ =
	APW-APG	VERSION CON BASE EN NYLON	VERSION WITH NYLON BASE	APW-APG+ 11
	AL6-AL7-AL9-ANN	VERSION CON BASE ALUMINIO	VERSION WITH BASE IN ALUMINIUM	AL6-AL7-AL9-ANN+ 36
	AL5-AWW	VERSION CON BASE ALUMINIO	VERSION WITH BASE IN ALUMINIUM	AL5-AWW+ 66
	AL3	VERSION CON BASE ALUMINIO	VERSION WITH BASE IN ALUMINIUM	AL3+ 88
	AL4	VERSION CON BASE ALUMINIO 4 RADIOS (con desliz./no oscilante)	4 STAR BASE IN ALUMINIUM (with feet / no tilt)	AL4+ 66

KARMA (PADDED)

Asiento y respaldo totalmente tapizados
Padded seat and backrest - front and backside



Norma Europea - European Standard EN1335

Regulación	Adjustment	COD. CODE	CAT. A	CAT. C	CAT. D	CAT. P	
			€	€	€	€	
	CON BRAZOS FIJOS WITH FIXED ARMS						
	gas c/synchron autoajustante/RE + desplazador	gaslift w/self-weighting synchron/RE + slide system seat	KA305	744	777	832	975
	gas sincron/H + desplazador	gaslift sincron/H + slide system	KA308	766	799	854	997
	gas sincron-varia/HV + desplazador	gaslift sincron-varia/HV + slide system seat	KA309	788	821	876	1019
	2D BRAZOS NEGROS REGULABLES 2D ADJUSTABLE EXTENSIBLE ARMS						
	gas c/synchron autoajustante/RE + desplazador	gaslift w/self-weighting synchron/RE + slide system seat	KA315	774	807	862	1005
	gas sincron/H + desplazador	gaslift sincron/H + slide system	KA318	796	829	884	1027
	gas sincron-varia/HV + desplazador	gaslift sincron-varia/HV + slide system seat	KA319	818	851	906	1049
	4D BRAZOS NEGROS REGULABLES 4D ROTATING EXTENSIBLE ADJUSTABLE ARMS						
	gas c/synchron autoajustante/RE + desplazador	gaslift w/self-weighting synchron/RE + slide system seat	KA325	785	818	873	1016
	gas sincron/H + desplazador	gaslift sincron/H + slide system	KA328	807	840	895	1038
	gas sincron-varia/HV + desplazador	gaslift sincron-varia/HV + slide system seat	KA329	829	862	917	1060
	CON BRAZOS EN ALUMINIO WITH ALU. ARMS						
	gas c/synchron autoajustante/RE + desplazador	gaslift w/self-weighting synchron/RE + slide system seat	KA345	884	917	972	1115
	gas sincron/H + desplazador	gaslift sincron/H + slide system	KA348	906	939	994	1137
	gas sincron-varia/HV + desplazador	gaslift sincron-varia/HV + slide system seat	KA349	928	961	1016	1159
	SIN BRAZOS WITHOUT ARMS						
	gas c/synchron autoajustante/RE + desplazador	gaslift w/self-weighting synchron/RE + slide system seat	KA355	697	730	785	928
	gas sincron/H + desplazador	gaslift sincron/H + slide system	KA358	719	752	807	950
	gas sincron-varia/HV + desplazador	gaslift sincron-varia/HV + slide system seat	KA359	741	774	829	972
	REPOSACABEZAS AJUSTABLE EN ALTURA Y ORIENTABLE HEIGHT ADJUSTABLE AND ROTATING HEADREST						
		KA380	127	133	144	166	
	APILABLE STACKABLE						
	estructura negra	black sled frame	KA381AN	550	572	616	726
	estructura cromada	chromed sled frame	KA381AC	572	594	638	748
	BASE GIRATORIA PIRAMIDAL EN ALUMINIO SWIVEL ALUMINIUM PYRAMIDAL BASE						
	brazos cromados	with chromed arms	KA390AL	682	704	748	858
	BASE GIRATORIA PIRAMIDAL NYLON NEGRO SWIVEL PYRAMIDAL BLACK NYLON BASE						
	con brazos negros	with black arms	KA390AN	594	616	660	770
	BRAZOS NEGROS WITH BLACK ARMS						
	gas	gaslift	KA363AN	561	583	627	737
	gas "tilt"/L	gaslift with tilt/L	KA367AN	594	616	660	770
	BRAZOS CROMADOS WITH CHROMED ARMS						
	gas	gaslift	KA363AC	572	594	638	748
	gas "tilt"/L	gaslift with tilt/L	KA367AC	605	627	671	781

★ BASE (P. 14)	INDICAR EL EN PEDIDO	TO SPECIFY IN THE ORDER	€
APS	VERSION CON BASE EN NYLON NEGRO	VERSION WITH BLACK NYLON BASE	APS+ =
APW-APG	VERSION CON BASE EN NYLON	VERSION WITH NYLON BASE	APW-APG+ 11
AL6-AL7-AL9-ANN	VERSION CON BASE ALUMINIO	VERSION WITH BASE IN ALUMINIUM	AL6-AL7-AL9-ANN+ 36
AL5-AWW	VERSION CON BASE ALUMINIO	VERSION WITH BASE IN ALUMINIUM	AL5-AWW+ 66
AL3	VERSION CON BASE ALUMINIO	VERSION WITH BASE IN ALUMINIUM	AL3+ 88
AL4	VERSION CON BASE ALUMINIO 4 RADIOS (con desliz./no oscilante)	4 STAR BASE IN ALUMINIUM (with feet / no tilt)	AL4+ 66

KORIUM (MESH)

Asiento tapizado - Respaldo en malla
Padded seat - Mesh backrest



ESTRUCTURA RESPALDO NEGRA - BLACK BACKREST STRUCTURE

El primer código se refiere al asiento. El segundo a la malla del respaldo. / The first code refers to the seat color. The second code refers to the backrest mesh color.

A petición norma Europea EN 1335 tpo "A"
European Standard EN 1335 type "A" on request
A petición versión ignífuga
Fire resistance Italian Homologation on request

Regulación		Adjustment		COD. CODE	CAT. A	CAT. C	CAT. D	CAT. P
					€	€	€	€
Respaldo alto - High back				ESTRUCTURA RESPALDO NEGRA BLACK BACKREST STRUCTURE				
 110-122 58 60 42-54+	BRAZOS EN POLIURETANO NEGRO	WITH BLACK POLYURETHANE ARMS						
	gas	gaslift	KRU103	704	726	748	803	
	gas sincron/A	gaslift-sincron/A	KRU105	770	792	814	869	
	gas sincron-desplazador-varia/B	gaslift sincron-slide system-varia/B	KRU108	803	825	847	902	
				A petición sobrebrazos en poliuretano negro On request w/black polyurethane top arms				
 110-122 60 60 42-54+	BRAZOS EN ALU. TAPIZADOS	WITH ALU. PADDED ARMS						
	gas	gaslift	KRU113	792	814	836	891	
	gas sincron/A	gaslift-sincron/A	KRU115	858	880	902	957	
	gas sincron-desplazador-varia/B	gaslift sincron-slide system-varia/B	KRU118	891	913	935	990	
				Con sobrebrazo ensanchable With stretchable top arms				
 110-122 60 60 42-54+	4D BRAZOS NEGROS REGULABLES	4D ROTATING EXTENSIBLE ADJUSTABLE ARMS						
	gas	gaslift	KR123D	704	726	748	803	
	gas sincron/A	gaslift-sincron/A	KR125D	770	792	814	869	
	gas sincron-desplazador-varia/B	gaslift sincron-slide system-varia/B	KR128D	803	825	847	902	
Respaldo bajo - Low back								
 100-112 58 60 42-54+	BRAZOS EN POLIURETANO NEGRO	WITH BLACK POLYURETHANE ARMS						
	gas	gaslift	KRU143	693	715	737	792	
	gas sincron/A	gaslift-sincron/A	KRU145	759	781	803	858	
	gas sincron-desplazador-varia/B	gaslift sincron-slide system-varia/B	KRU148	792	814	836	891	
				A petición sobrebrazos en poliuretano negro On request w/black polyurethane top arms				
 100-112 60 60 42-54+	BRAZOS EN ALU. TAPIZADOS	WITH ALU. PADDED ARMS						
	gas	gaslift	KRU153	781	803	825	880	
	gas sincron/A	gaslift-sincron/A	KRU155	847	869	891	946	
	gas sincron-desplazador-varia/B	gaslift sincron-slide system-varia/B	KRU158	880	902	924	979	
				Con sobrebrazo ensanchable With stretchable top arms				
 100-112 60 60 42-54+	4D BRAZOS NEGROS REGULABLES	4D ROTATING EXTENSIBLE ADJUSTABLE ARMS						
	gas	gaslift	KR163D	693	715	737	792	
	gas sincron/A	gaslift-sincron/A	KR165D	759	781	803	858	
	gas sincron-desplazador-varia/B	gaslift sincron-slide system-varia/B	KR168D	792	814	836	891	
 100-112 47 60 42-54+	SIN BRAZOS	WITHOUT ARMS						
	gas	gaslift	KRU173	627	649	671	726	
	gas sincron/A	gaslift-sincron/A	KRU175	693	715	737	792	
	gas sincron-desplazador-varia/B	gaslift sincron-slide system-varia/B	KRU178	726	748	770	825	
 97 57 67 45+	BASE PATÍN	SLED FRAME						
	sobrebrazos en poliur. negro	w/black polyurethane top arms	KRU181	671	693	715	770	
 97 57 67 45+	APOYO LUMBAR AJUSTABLE	ADJUST. LUMBAR SUPPORT						
	(montar con anterioridad)	(assembly before)	KRU150			77		

Estr. negra AN = Black frame AN =
Estr. cromada Estr. cromada AC +€ 36 Chromed frame AC +€ 36

★	BASE (P. 14)	INDICAR EL EN PEDIDO	TO SPECIFY IN THE ORDER	€
	APS	VERSION CON BASE EN NYLON NEGRO	VERSION WITH BLACK NYLON BASE	APS+ =
	APW-APG	VERSION CON BASE EN NYLON	VERSION WITH NYLON BASE	APW-APG+ 11
	AL6-AL7-AL9-ANN	VERSION CON BASE ALUMINIO	VERSION WITH BASE IN ALUMINIUM	AL6-AL7-AL9-ANN+ 36
	AL5-AWW	VERSION CON BASE ALUMINIO	VERSION WITH BASE IN ALUMINIUM	AL5-AWW+ 66
	AL3	VERSION CON BASE ALUMINIO	VERSION WITH BASE IN ALUMINIUM	AL3+ 88
	AL4	VERSION CON BASE ALUMINIO 4 RADIOS (con desliz./no oscilante)	4 STAR BASE IN ALUMINIUM (with feet / no tilt)	AL4+ 66


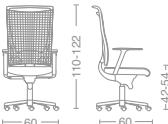
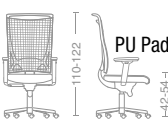
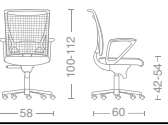
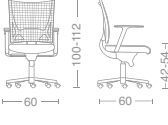
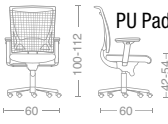
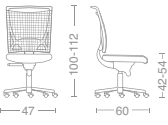
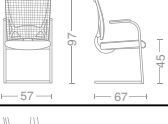

El primer código se refiere al asiento. El segundo a la malla del respaldo. / The first code refers to the seat color. The second code refers to the backrest mesh color.

A petición norma Europea EN 1335 tpo "A"
European Standard EN 1335 type "A" on request
A petición versión ignífuga
Fire resistance Italian Homologation on request



KORIUM (MESH)

Asiento tapizado - Respaldo en malla
Padded seat - Mesh backrest

Regulación		Adjustment		COD. CODE	CAT. A	CAT. C	CAT. D	CAT. P
					€	€	€	€
Respaldo alto - High back				ESTRUCTURA RESPALDO GRIS GREY BACKREST STRUCTURE				
	BRAZOS EN POLIURETANO NEGRO	WITH BLACK POLYURETHANE ARMS						
	gas	gaslift		KRU303	726	748	770	825
	gas sincron/A	gaslift-sincron/A		KRU305	792	814	836	891
	gas sincron-desplazador-varia/B	gaslift sincron-slide system-varia/B		KRU308	825	847	869	924
				A petición sobrecorrosos en poliuretano negro On request w/black polyurethane top arms				
	BRAZOS EN ALU. TAPIZADOS	WITH ALU. PADDED ARMS						
	gas	gaslift		KRU313	814	836	858	913
	gas sincron/A	gaslift-sincron/A		KRU315	880	902	924	979
	gas sincron-desplazador-varia/B	gaslift sincron-slide system-varia/B		KRU318	913	935	957	1012
	4D BRAZOS NEGROS REGULABLES	4D ROTATING EXTENSIBLE ADJUSTABLE ARMS						
	gas	gaslift		KR323D	726	748	770	825
	gas sincron/A	gaslift-sincron/A		KR325D	792	814	836	891
	gas sincron-desplazador-varia/B	gaslift sincron-slide system-varia/B		KR328D	825	847	869	924
				Con sobrecorrosos ensanchable With stretchable top arms				
Respaldo bajo - Low back								
	BRAZOS EN POLIURETANO NEGRO	WITH BLACK POLYUR. ARMS						
	gas	gaslift		KRU343	715	737	759	814
	gas sincron/A	gaslift-sincron/A		KRU345	781	803	825	880
	gas sincron-desplazador-varia/B	gaslift sincron-slide system-varia/B		KRU348	814	836	858	913
				A petición sobrecorrosos en poliuretano negro On request w/black polyurethane top arms				
	BRAZOS EN ALU. TAPIZADOS	WITH BLACK POLYURETHANE ARMS						
	gas	gaslift		KRU353	803	825	847	902
	gas sincron/A	gaslift-sincron/A		KRU355	869	891	913	968
	gas sincron-desplazador-varia/B	gaslift sincron-slide system-varia/B		KRU358	902	924	946	1001
	4D BRAZOS NEGROS REGULABLES	4D ROTATING EXTENSIBLE ADJUSTABLE ARMS						
	gas	gaslift		KR363D	715	737	759	814
	gas sincron/A	gaslift-sincron/A		KR365D	770	792	814	869
	gas sincron-desplazador-varia/B	gaslift sincron-slide system-varia/B		KR368D	814	836	858	913
	SIN BRAZOS	WITHOUT ARMS						
	gas	gaslift		KRU373	649	671	693	748
	gas sincron/A	gaslift-sincron/A		KRU375	715	737	759	814
	gas sincron-desplazador-varia/B	gaslift sincron-slide system-varia/B		KRU378	748	770	792	847
	BASE PATÍN	SLED FRAME						
	sobrecorrosos en poliur. negro	w/black polyurethane top arms		KRU381	693	715	737	792
	APOYO LUMBAR AJUSTABLE	ADJUST. LUMBAR SUPPORT						
	(montar con anterioridad)	(assembly before)		KRU150		77		

BASE (P. 14)	INDICAR EL EN PEDIDO	TO SPECIFY IN THE ORDER	€
APS	VERSION CON BASE EN NYLON NEGRO	VERSION WITH BLACK NYLON BASE	APS+ =
APW-APG	VERSION CON BASE EN NYLON	VERSION WITH NYLON BASE	APW-APG+ 11
AL6-AL7-AL9-ANN	VERSION CON BASE ALUMINIO	VERSION WITH BASE IN ALUMINIUM	AL6-AL7-AL9-ANN+ 36
AL5-AWW	VERSION CON BASE ALUMINIO	VERSION WITH BASE IN ALUMINIUM	AL5-AWW+ 66
AL3	VERSION CON BASE ALUMINIO	VERSION WITH BASE IN ALUMINIUM	AL3+ 88
AL4	VERSION CON BASE ALUMINIO 4 RADIOS (con desliz./no oscilante)	4 STAR BASE IN ALUMINIUM (with feet / no tilt)	AL4+ 66



Regulación		Adjustment		COD. CODE	CAT. A €	CAT. C €	CAT. D €	CAT. P €
Respaldo bajo - Low back								
		SIN BRAZOS	WITHOUT ARMS					
gas	gaslift	KT213T	616	638	682	825		
gas sincron/A	gaslift-sincron/A	KT215T	693	715	759	902		
gas sincron-desplazador-varia/B	gaslift sincron-slide system-varia/B	KT218T	726	748	792	935		
		BRAZOS EN POLIURETANO NEGRO	W/BLACK POLYURETHANE ARMS					
gas	gaslift	KT223T	693	715	759	902		
gas sincron/A	gaslift-sincron/A	KT225T	770	792	836	979		
gas sincron-desplazador-varia/B	gaslift sincron-slide system-varia/B	KT228T	803	825	869	1012		
		4D BRAZOS NEGROS REGULABLES	4D ROTATING EXTENSIBLE ADJUSTABLE ARMS					
gas	gaslift	KT233T	704	726	770	913		
gas sincron/A	gaslift-sincron/A	KT235T	781	803	847	990		
gas sincron-desplazador-varia/B	gaslift sincron-slide system-varia/B	KT238T	814	836	880	1023		
		CON BRAZOS EN ACERO CROMADO Y POLIURETANO NEGRO	WITH CHROMED STEEL AND BLACK POLYUR. ARMS					
gas	gaslift	KT293T	726	748	792	935		
gas sincron/A	gaslift-sincron/A	KT295T	803	825	869	1012		
gas sincron-desplazador-varia/B	gaslift sincron-slide system-varia/B	KT298T	836	858	902	1045		
		SOBREBRAZOS EN POLIURETANO NEGRO	W/BLACK TOP ARMS					
base patin	sled frame	KT271T	704	726	770	913		
					Estr. negra Estr. cromada	AN = AC +€ 36	Black frame Chromed frame	AN = AC +€ 36
Respaldo alto - High back								
		SIN BRAZOS	WITHOUT ARMS					
gas	gaslift	KT113T	638	660	704	847		
gas sincron/A	gaslift-sincron/A	KT115T	715	737	781	924		
gas sincron-desplazador-varia/B	gaslift sincron-slide system-varia/B	KT118T	748	770	814	957		
		BRAZOS EN POLIURETANO NEGRO	W/BLACK POLYURETHANE ARMS					
gas	gaslift	KT123T	715	737	781	924		
gas sincron/A	gaslift-sincron/A	KT125T	792	814	858	1001		
gas sincron-desplazador-varia/B	gaslift sincron-slide system-varia/B	KT128T	825	847	891	1034		
		4D BRAZOS NEGROS REGULABLES	4D ROTATING EXTENSIBLE ADJUSTABLE ARMS					
gas	gaslift	KT133T	726	748	792	935		
gas sincron/A	gaslift-sincron/A	KT135T	803	825	869	1012		
gas sincron-desplazador-varia/B	gaslift sincron-slide system-varia/B	KT138T	836	858	902	1045		
		CON BRAZOS EN ACERO CROMADO Y POLIURETANO NEGRO	WITH CHROMED STEEL AND BLACK POLYUR. ARMS					
gas	gaslift	KT193T	748	770	814	957		
gas sincron/A	gaslift-sincron/A	KT195T	825	847	891	1034		
gas sincron-desplazador-varia/B	gaslift sincron-slide system-varia/B	KT198T	858	880	924	1067		


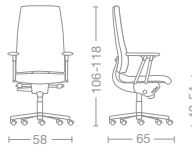
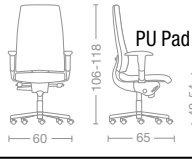
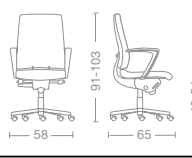
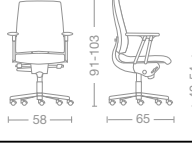

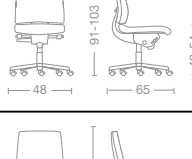

★	BASE (P. 14)	INDICAR EL EN PEDIDO	TO SPECIFY IN THE ORDER	€
	APS	VERSION CON BASE EN NYLON NEGRO	VERSION WITH BLACK NYLON BASE	APS+ =
	APW-APG	VERSION CON BASE EN NYLON	VERSION WITH NYLON BASE	APW-APG+ 11
	AL6-AL7-AL9-ANN	VERSION CON BASE ALUMINIO	VERSION WITH BASE IN ALUMINIUM	AL6-AL7-AL9-ANN+ 36
	AL5-AWW	VERSION CON BASE ALUMINIO	VERSION WITH BASE IN ALUMINIUM	AL5-AWW+ 66
	AL3	VERSION CON BASE ALUMINIO	VERSION WITH BASE IN ALUMINIUM	AL3+ 88
	AL4	VERSION CON BASE ALUMINIO 4 RADIOS (con desliz./no oscilante)	4 STAR BASE IN ALUMINIUM (with feet / no tilt)	AL4+ 66



Norma Europea - European Standard EN1335
A petición versión ignífuga
Fire resistance Italian Homologation on request



KVT075 Norma BS5459-2:2000 (para uso 24 horas y peso hasta 150 kilos)
KVT075 Standard BS5459-2:2000 (For use up to 24 hours and person weighing up to 150 kg)

Regulación		Adjustment		COD. CODE	CAT. A	CAT. C	CAT. D	CAT. P
					€	€	€	€
Respaldo alto - High back								
	CON BRAZOS POLIURETANO	WITH BLACK POLYURETHANE ARMS						
	gas	gaslift	KVT043	660	693	737	858	
	gas sincron/A	gaslift sincron/A	KVT045	737	770	814	935	
	gas sincron-desplazador-varia/B	gaslift sincron slide system-varia/B	KVT048	770	803	847	968	
	CON BRAZOS PINTADOS ALU. Y POLIURETANO NEGRO	W/ALU. PAINTED STEEL AND BLACK POLYUR. ARMS						
	gas	gaslift	KVT063	671	704	748	869	
	gas sincron/A	gaslift sincron/A	KVT065	748	781	825	946	
	gas sincron-desplazador-varia/B	gaslift sincron slide system-varia/B	KVT068	781	814	858	979	
	4D BRAZOS REGULABLES	4D ADJUSTABLE ROTATING EXTENSIBLE STRETCHABLE ARMS						
	gas sincron/A	gaslift sincron/A	KVT075	781	814	858	979	
	gas sincron-desplazador-varia/B	gaslift sincron slide system-varia/B	KVT078	814	847	891	1012	
Respaldo bajo - Low back								
	BRAZOS EN POLIURETANO NEGRO	WITH BLACK POLYURETHANE ARMS						
	gas	gaslift	KVT113	627	660	704	814	
	gas sincron/A	gaslift sincron/A	KVT115	704	737	781	891	
	gas sincron-desplazador-varia/B	gaslift sincron slide system-varia/B	KVT118	737	770	814	924	
	CON BRAZOS PINTADOS ALU. Y POLIURETANO NEGRO	W/ALU. PAINTED STEEL AND BLACK POLYURETHANE ARMS						
	gas	gaslift	KVT133	638	671	715	825	
	gas sincron/A	gaslift sincron/A	KVT135	715	748	792	902	
	gas sincron-desplazador-varia/B	gaslift sincron slide system-varia/B	KVT138	748	781	825	935	
	4D BRAZOS REGULABLES	4D ADJUSTABLE ROTATING EXTENSIBLE STRETCHABLE ARMS						
	gas sincron/A	gaslift sincron/A	KVT145	748	781	825	935	
	gas sincron-desplazador-varia/B	gaslift sincron slide system-varia/B	KVT148	781	814	858	968	
	SIN BRAZOS	WITHOUT ARMS						
	gas	gaslift	KVT153	572	605	649	759	
	gas sincron/A	gaslift sincron/A	KVT155	649	682	726	836	
	gas sincron-desplazador-varia/B	gaslift sincron slide system-varia/B	KVT158	682	715	759	869	
	BASE PATÍN	SLED FRAME						
	con brazos	with arms	KVT172	584	617	661	771	

Estr. pintada alu. AV =
Estr. cromada AC + € 36

Alu painted frame AV =
Chromed frame AC+€36

★	BASE (P. 14)	INDICAR EL EN PEDIDO	TO SPECIFY IN THE ORDER	€
	APS	VERSION CON BASE EN NYLON NEGRO	VERSION WITH BLACK NYLON BASE	APS+ =
	APW-APG	VERSION CON BASE EN NYLON	VERSION WITH NYLON BASE	APW-APG+ 11
	AL6-AL7-AL9-ANN	VERSION CON BASE ALUMINIO	VERSION WITH BASE IN ALUMINIUM	AL6-AL7-AL9-ANN+ 36
	AL5-AWW	VERSION CON BASE ALUMINIO	VERSION WITH BASE IN ALUMINIUM	AL5-AWW+ 66
	AL3	VERSION CON BASE ALUMINIO	VERSION WITH BASE IN ALUMINIUM	AL3+ 88
	AL4	VERSION CON BASE ALUMINIO 4 RADIOS (con desliz./no oscilante)	4 STAR BASE IN ALUMINIUM (with feet / no tilt)	AL4+ 66

Task Stools

- 84 Kat
- 87 Key Line Stool
- 86 Key Smart Stool
- 85 Konfort Stool
- 85 Kubix Stool

Taburetes Oficina

KAT



1900/1900P - 1901/1901P



1903/1903P - 1902/1902P



1920/1920P



1941/1941P-1940/1940P



9911L/9911P

ASIENTO MADERA
WOOD SEAT

ASIENTO POLIUR. NEGRO
BLACK POLYUR. SEAT

COD.
CODE

€

COD.
CODE

€



**GIRATORIA
4 RADIOS CROMADOS**

**SWIVEL
W/4 CHROM. LEGS**

con deslizadores

with feet

1901

298

1901P

298

con ruedas

with castors

1900

320

1900P

320

**GIRATORIA
4 RADIOS BLANCOS**

**SWIVEL
W/4 WHITE PAINTED LEGS**

con deslizadores

with feet

1903

286

1903P

286

con ruedas

with castors

1902

308

1902P

308



**GIRATORIO
BASE CROMADA**

**SWIVEL
CHROMED BASE**

gas

gaslift

1910

275

1910P

275



**TABURETE GIRATORIO
BASE CROMADA**

**STOOL - SWIVEL
CHROMED BASE**

gas

gaslift

1920

319

1920P

319



TABURETE GIRATORIO

SWIVEL STOOL

gas-deslizadores

gaslift-with feet

1941

275

1941P

275

gas-ruedas

gaslift-with castors

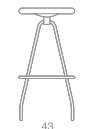
1940

286

1940P

286

BASE POR CONFIRMAR EN EL PEDIDO VER PAG. 85
BASE TO SPECIFY IN THE ORDER SEE PAGE 85



**TABURETE GIRATORIO
BASE CROMADA**

**SWIVEL STOOL
CHROMED FRAME**

9911L

347

9911P

347

KAT



910



920



930-931



933-932



Norma Europea - European Standard EN1335

ASIENTO-RESPALDO POLIURETANO NEGRO
BLACK POLYURETHANE SEAT-BACKREST

COD.
CODE

€



GIRATORIA BASE CROMADA

SWIVEL CHROMED BASE

gas

gaslift

910

402



**TABURETE GIRATORIO
BASE CROMADA**

**STOOL - SWIVEL
CHROMED BASE**

gas

gaslift

920

451



GIRATORIA

SWIVEL

gas-deslizadores

gaslift-with feet

931

341

gas-ruedas

gaslift-with castors

930

352

BASE POR CONFIRMAR EN EL PEDIDO VER PAG. 85
BASE TO SPECIFY IN THE ORDER SEE PAGE 85



TABURETE GIRATORIO

SWIVEL STOOL

gas-deslizadores

gaslift-with feet

933

385

gas-ruedas

gaslift-with castors

932

396

BASE POR CONFIRMAR EN EL PEDIDO VER PAG. 85
BASE TO SPECIFY IN THE ORDER SEE PAGE 85

KUBIX (STOOL)

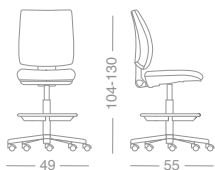


A petición versión ignífuga / Fire resistance Italian homologation on request

Regulación Adjustment

COD. CODE	CAT. A-B	CAT. C	CAT. D	CAT. P
	€	€	€	€

Respaldo bajo- Low back



Las medidas son con base APN
The heights are for APN base only

TABURETE SIN BRAZOS

STOOL WITHOUT ARMS

gas c/ruedas (resp.contacto perm.)	gaslift w/castors (permanent contact)	KX263N	399	410	432	—
gas c/ desliz. (resp.contacto perm.)	gaslift with feet (permanent contact)	KX264N	388	399	421	—



Las medidas son con base APN.
The heights are for APN base only

TABURETE CON BRAZOS EN NYLON

STOOL WITH NYLON ARMS

Brazos a juego con el color de la carcasa
The nylon arms match with back and seat plastic covers

gas c/ruedas (resp.contacto perm.)	gaslift w/castors (permanent contact)	KX273N	443	454	476	—
gas c/ desliz. (resp.contacto perm.)	gaslift with feet (permanent contact)	KX274N	432	443	465	—

VERSIÓN GRIS O BLANCA - GREY OR WHITE VERSIONS

NOTE: Los códigos para los modelos con cubre respaldo y cubre asiento gris o blanco se indican sustituyendo la letra final «N» con la letra «G» KX...G para el color gris con la letra «B» KX...B para el color blanco The codes for grey or white shells versions, for backrest and underseat, are indicated replacing the final letter «N» with the letter «G» KX...G for grey with the letter «B» KX...B for white		€
KX...N +	=	
KX...G +	12	
KX...B +	12	

BASE (P. 14)	INDICAR EL EN PEDIDO	TO SPECIFY IN THE ORDER	€
APS-APN	VERSION CON BASE EN NYLON NEGRO	VERSION WITH BLACK NYLON BASE	APS-APN+ =
APW-APG	VERSION CON BASE EN NYLON	VERSION WITH NYLON BASE	APW-APG+ 11
AL6-AL7-AL9-ANN	VERSION CON BASE ALUMINIO	VERSION WITH BASE IN ALUMINIUM	AL6-AL7-AL9-ANN+ 36

KONFORT (STOOL)

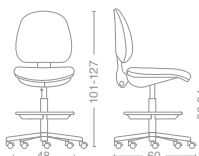


A petición versión ignífuga / Fire resistance Italian homologation on request

Regolazione Adjustment

COD. CODE	CAT. A	CAT. C	CAT. D	CAT. P
	€	€	€	€

Respaldo bajo- Low back

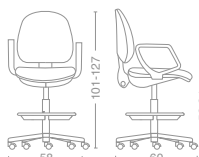


Las medidas son con base APN
The heights are for APN base only

TABURETE SIN BRAZOS

STOOL WITHOUT ARMS

gas c/ruedas (resp.contacto perm.)	gaslift w/castors (permanent contact)	KFT263	396	407	429	—
gas c/ desliz. (resp.contacto perm.)	gaslift with feet (permanent contact)	KFT264	385	396	418	—



Las medidas son con base APN.
The heights are for APN base only

TABURETE CON BRAZOS EN POLIURETANO

STOOL WITH POLYURETHANE ARMS

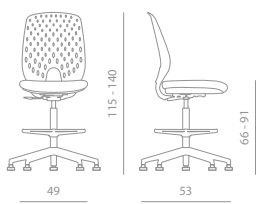
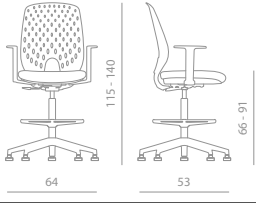
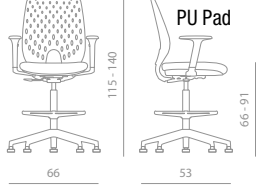
gas c/ruedas (resp.contacto perm.)	gaslift w/castors (permanent contact)	KFT273	473	484	506	—
gas c/ desliz. (resp.contacto perm.)	gaslift with feet (permanent contact)	KFT274	462	473	495	—

BASE (P. 14)	INDICAR EL EN PEDIDO	TO SPECIFY IN THE ORDER	€
APS-APN	VERSION CON BASE EN NYLON NEGRO	VERSION WITH BLACK NYLON BASE	APS-APN+ =
APW-APG	VERSION CON BASE EN NYLON	VERSION WITH NYLON BASE	APW-APG+ 11
AL6-AL7-AL9-ANN	VERSION CON BASE ALUMINIO	VERSION WITH BASE IN ALUMINIUM	AL6-AL7-AL9-ANN+ 36

KEY SMART (STOOL)

Asiento tapizado - Respaldo en polipropileno
Padded seat - Polypropylene backrest



	Regulación	Adjustment	COD. CODE	CAT. A	CAT. C	CAT. D	CAT. P
				€	€	€	€
 <p>SIN BRAZOS GAS <i>WITHOUT ARMS GASLIFT</i></p>	respaldo negro con deslizadores	black backrest with feet	KS704N	451	473	495	550
	respaldo blanco con deslizadores	white backrest with feet	KS704B	462	484	506	561
 <p>CON BRAZOS FIJOS EN NYLON GAS <i>WITH FIXED NYLON ARMS GASLIFT</i></p>	respaldo negro con deslizadores	black backrest with feet	KS714N	484	506	528	583
	respaldo blanco con deslizadores	white backrest with feet	KS714B	495	517	539	594
 <p>1D BRAZOS REGULABLES GAS <i>1D ADJUSTABLE ARMS GASLIFT</i></p> <p>PU Pad</p>	respaldo negro con deslizadores	black backrest with feet	KS744N	528	550	572	627
	respaldo blanco con deslizadores	white backrest with feet	KS744B	539	561	583	638

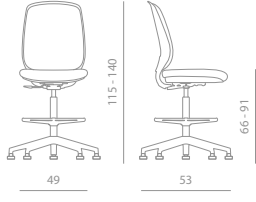
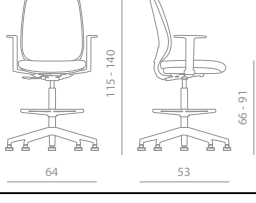
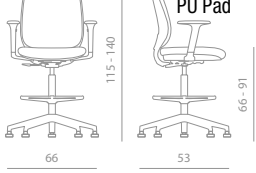
Brazos a juego con el color del respaldo
The arms match with backrest structure

Brazos a juego con el color del respaldo
The arms match with backrest structure

KEY SMART (STOOL)

Asiento-respaldo tapizados
Padded seat and backrest



	Regulación	Adjustment	COD. CODE	CAT. A	CAT. C	CAT. D	CAT. P
				€	€	€	€
 <p>SIN BRAZOS GAS <i>WITHOUT ARMS GASLIFT</i></p>	respaldo negro con deslizadores	black backrest with feet	KS704NS	517	550	583	649
	respaldo blanco con deslizadores	white backrest with feet	KS704BS	528	561	594	660
 <p>CON BRAZOS FIJOS EN NYLON GAS <i>WITH FIXED NYLON ARMS GASLIFT</i></p>	respaldo negro con deslizadores	black backrest with feet	KS714NS	550	583	616	682
	respaldo blanco con deslizadores	white backrest with feet	KS714BS	561	594	627	693
 <p>1D BRAZOS REGULABLES GAS <i>1D ADJUSTABLE ARMS GASLIFT</i></p> <p>PU Pad</p>	respaldo negro con deslizadores	black backrest with feet	KS744NS	594	627	660	726
	respaldo blanco con deslizadores	white backrest with feet	KS744BS	605	638	671	737

Brazos a juego con el color del respaldo
The arms match with backrest structure

Brazos a juego con el color del respaldo
The arms match with backrest structure

NOTE: A petición con ruedas. / On request with castors.

Las medidas son con base APS. Con bases APG-APW la altura del asiento es ~ - 5 cm. Con AL6-ANN ~ - 2 cm.

The indicated heights refer to the base APS. With bases APG-APW seat height is ~ - 5 cm. With bases AL6-ANN seat height is ~ - 2 cm.

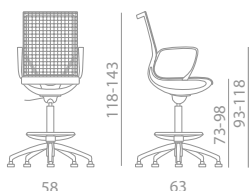
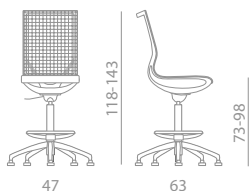
★ BASE (P. 14)	INDICAR EL EN PEDIDO	TO SPECIFY IN THE ORDER	€
APS-APN	VERSION CON BASE EN NYLON NEGRO	VERSION WITH BLACK NYLON BASE	APS-APN+ =
APW-APG	VERSION CON BASE EN NYLON	VERSION WITH NYLON BASE	APW-APG+ 11
AL6-AL7-AL9-ANN	VERSION CON BASE ALUMINIO	VERSION WITH BASE IN ALUMINIUM	AL6-AL7-AL9-ANN+ 36

KEY LINE (STOOL-MESH)

Asiento-respaldo en malla - Seat-backrest in mesh



Regulación	Adjustment	COD. CODE	€
SIN BRAZOS ESTR. NEGRA-MALLA NEGRA	WITHOUT ARMS BLACK SHELL-BLACK MESH		Estr. negra-Malla negra / Black shell-Black mesh
gas con deslizadores	gaslift with feet	KE704NN	583
SIN BRAZOS ESTR. NEGRA-MALLA BEIGE	WITHOUT ARMS BLACK SHELL-BEIGE MESH		Estr. negra-Malla beige / Black shell-Beige mesh
gas con deslizadores	gaslift with feet	KE704NB	583
SIN BRAZOS ESTR. NEGRA-MALLA GRIS	WITHOUT ARMS BLACK SHELL-GREY MESH		Estr. negra-Malla gris / Black shell-Grey mesh
Gas con deslizadores	Gaslift with feet	KE704NG	583
SIN BRAZOS ESTR. NEGRA-MALLA VERDE	WITHOUT ARMS BLACK SHELL-GREEN MESH		Estr. negra-Malla verde / Black shell-Green mesh
gas con deslizadores	gaslift with feet	KE704NV	583
SIN BRAZOS ESTR. BLANCA-MALLA NEGRA	WITHOUT ARMS WHITE SHELL-BLACK MESH		Estr. blanca-Malla negra / White shell-Black mesh
gas con deslizadores	gaslift with feet	KE704BN	583
SIN BRAZOS ESTR. BLANCA-MALLA BEIGE	WITHOUT ARMS WHITE SHELL-BEIGE MESH		Estr. blanca-Malla beige / White shell-Beige mesh
gas con deslizadores	gaslift with feet	KE704BB	583
SIN BRAZOS ESTR. BLANCA-MALLA GRIS	WITHOUT ARMS WHITE SHELL-GREY MESH		Estr. blanca-Malla gris / White shell-Grey mesh
gas con deslizadores	gaslift with feet	KE704BG	583
SIN BRAZOS ESTR. BLANCA-MALLA VERDE	WITHOUT ARMS WHITE SHELL-GREEN MESH		Estr. blanca-Malla verde / White shell-Green mesh
gas con deslizadores	gaslift with feet	KE704BV	583
CON BRAZOS ESTR. NEGRA-MALLA NEGRA	WITH ARMS BLACK SHELL-BLACK MESH		Estr. negra-Malla negra / Black shell-Black mesh
gas con deslizadores	gaslift with feet	KE724NN	605
CON BRAZOS ESTR. NEGRA-MALLA BEIGE	WITH ARMS BLACK SHELL-BEIGE MESH		Estr. negra-Malla beige / Black shell-Beige mesh
gas con deslizadores	gaslift with feet	KE724NB	605
CON BRAZOS ESTR. NEGRA-MALLA GRIS	WITH ARMS BLACK SHELL-GREY MESH		Estr. negra-Malla gris / Black shell-Grey mesh
gas con deslizadores	gaslift with feet	KE724NG	605
CON BRAZOS ESTR. NEGRA-MALLA VERDE	WITH ARMS BLACK SHELL-GREEN MESH		Estr. negra-Malla verde / Black shell-Green mesh
gas con deslizadores	gaslift with feet	KE724NV	605
CON BRAZOS ESTR. BLANCA-MALLA NEGRA	WITH ARMS WHITE SHELL-BLACK MESH		Estr. blanca-Malla negra / White shell-Black mesh
gas con deslizadores	gaslift with feet	KE724BN	605
CON BRAZOS ESTR. BLANCA-MALLA BEIGE	WITH ARMS WHITE SHELL-BEIGE MESH		Estr. blanca-Malla beige / White shell-Beige mesh
gas con deslizadores	gaslift with feet	KE724BB	605
CON BRAZOS ESTR. BLANCA-MALLA GRIS	WITH ARMS WHITE SHELL-GREY MESH		Estr. blanca-Malla gris / White shell-Grey mesh
gas con deslizadores	gaslift with feet	KE724BG	605
CON BRAZOS ESTR. BLANCA-MALLA VERDE	WITH ARMS WHITE SHELL-GREEN MESH		Estr. blanca-Malla verde / White shell-Green mesh
gas con deslizadores	gaslift with feet	KE724BV	605



NOTE: A petición con ruedas. / On request with castors.

Las medidas son con base APS. Con bases APG-APW la altura del asiento es ~ - 5 cm. Con AL6-ANN ~ - 2 cm.

The indicated heights refer to the base APS. With bases APG-APW seat height is ~ - 5 cm. With bases AL6-ANN seat height is ~ - 2 cm.

★ BASE (P. 14)	INDICAR EL EN PEDIDO	TO SPECIFY IN THE ORDER	€
APS-APN	VERSION CON BASE EN NYLON NEGRO	VERSION WITH BLACK NYLON BASE	APS-APN+ =
APW-APG	VERSION CON BASE EN NYLON	VERSION WITH NYLON BASE	APW-APG+ 11
AL6-AL7-AL9-ANN	VERSION CON BASE ALUMINIO	VERSION WITH BASE IN ALUMINIUM	AL6-AL7-AL9-ANN+ 36

Executive Chairs

103	Kamelia
98	Kimera
102	King
103	Klassic
99	Klivia
96	Kontea
97	Kontea Linear
94	Kosmo Mesh
95	Kosmo Top
100	Kriteria
90	Kruna Plus

Sillones Direccionales









KRUNA PLUS LINEAR

Estructura cromada - Chromed structure

Tapizado "Linear" - "Linear" pad



A petición norma Europea EN 1335 tipo "C"
European Standard EN 1335 type "C" on request
A petición versión ignífuga
Fire resistance Italian Homologation on request

	Regulación	Adjustment	COD. CODE	CAT. A	CAT. C	CAT. D	CAT. P
				€	€	€	€
Respaldo alto - High back							
	ESTRUCTURA CROMADA CON SOBREBRAZO EN POLIURETANO NEGRO	CHROMED STRUCTURE WITH BLACK POLYURETHANE TOP ARM	ESTRUCTURA CROMADA CHROMED STRUCTURE				
	gas	gaslift	KU13PL	1111	1144	1199	1320
	gas "tilt"/L	gaslift with tilt/L	KU17PL	1144	1177	1232	1353
	gas "knee tilt"/N	gaslift with "knee tilt"/N	KU19PL	1243	1276	1331	1452
	CON SOBREBRAZO TAPIZADO	WITH PADDED TOP ARM					
	gas	gaslift	TU13TL	1111	1144	1199	1320
	gas "tilt"/L	gaslift with tilt/L	TU17TL	1144	1177	1232	1353
	gas "knee tilt"/N	gaslift with "knee tilt"/N	TU19TL	1243	1276	1331	1452
	ESTRUCTURA CROMADA CON BRAZO CROMADO	CHROMED STRUCTURE WITH CHROMED ARM					
	gas	gaslift	KU13CL	1078	1111	1166	1287
	gas "tilt"/L	gaslift with tilt/L	KU17CL	1111	1144	1199	1320
	gas "knee tilt"/N	gaslift with "knee tilt"/N	KU19CL	1210	1243	1298	1419
Respaldo bajo - Low back							
	ESTRUCTURA CROMADA CON SOBREBRAZO EN POLIURETANO NEGRO	CHROMED STRUCTURE WITH BLACK POLYURETHANE TOP ARM					
	gas	gaslift	KU53PL	1023	1045	1089	1188
	gas "tilt"/L	gaslift with tilt/L	KU57PL	1056	1078	1122	1221
	gas "knee tilt"/N	gaslift with "knee tilt"/N	KU59PL	1155	1177	1221	1320
	CON SOBREBRAZO TAPIZADO	WITH PADDED TOP ARM					
	gas	gaslift	TU53TL	1023	1045	1089	1188
	gas "tilt"/L	gaslift with tilt/L	TU57TL	1056	1078	1122	1221
	gas "knee tilt"/N	gaslift with "knee tilt"/N	TU59TL	1155	1177	1221	1320
	ESTRUCTURA CROMADA CON BRAZO CROMADO	CHROMED STRUCTURE WITH CHROMED ARM					
	gas	gaslift	KU53CL	990	1012	1056	1155
	gas "tilt"/L	gaslift with tilt/L	KU57CL	1023	1045	1089	1188
	gas "knee tilt"/N	gaslift with "knee tilt"/N	KU59CL	1122	1144	1188	1287
	ESTRUCTURA CROMADA SIN BRAZOS	CHROMED STRUCTURE WITHOUT ARMS					
	gas	gaslift	KU63L	864	886	930	1029
	gas "tilt"/L	gaslift with tilt/L	KU67L	897	919	963	1062
	gas "knee tilt"/N	gaslift with "knee tilt"/N	KU69L	996	1018	1062	1161
	ESTRUCTURA CROMADA BASE PATÍN CROMADA	CHROMED STRUCTURE CHROMED SLED FRAME					
			KU71L	891	913	957	1056

★	BASE (P. 14)	INDICAR EL EN PEDIDO	TO SPECIFY IN THE ORDER	€
	APS	VERSION CON BASE EN NYLON NEGRO	VERSION WITH BLACK NYLON BASE	APS+ =
	APW-APG	VERSION CON BASE EN NYLON	VERSION WITH NYLON BASE	APW-APG+ 11
	AL6-AL7-AL9-ANN	VERSION CON BASE ALUMINIO	VERSION WITH BASE IN ALUMINIUM	AL6-AL7-AL9-ANN+ 36
	AL5-AWW	VERSION CON BASE ALUMINIO	VERSION WITH BASE IN ALUMINIUM	AL5-AWW+ 66
	AL3	VERSION CON BASE ALUMINIO	VERSION WITH BASE IN ALUMINIUM	AL3+ 88
	AL4	VERSION CON BASE ALUMINIO 4 RADIOS (con desliz./no oscilante)	4 STAR BASE IN ALUMINIUM (with feet / no tilt)	AL4+ 66

KRUNA PLUS RHOMBOIDAL

Estructura cromada - Chromed structure
Tapizado "Romboidal" - "Rhomboidal" pad



A petición norma Europea EN 1335 tipo "C"
European Standard EN 1335 type "C" on request
A petición versión ignífuga
Fire resistance Italian Homologation on request

		Regulación	Adjustment	COD. CODE	CAT. A	CAT. C	CAT. D	CAT. P
					€	€	€	€
Respaldo alto - High back								
		ESTRUCTURA CROMADA CON SOBREBRAZO EN POLIURETANO NEGRO	CHROMED STRUCTURE WITH BLACK POLYURETHANE TOP ARM		ESTRUCTURA CROMADA CHROMED STRUCTURE			
		gas	gaslift	KU13PR	1155	1188	1243	1364
		gas "tilt"/L	gaslift with tilt/L	KU17PR	1188	1221	1276	1397
		gas "knee tilt"/N	gaslift with "knee tilt"/N	KU19PR	1287	1320	1375	1496
		CON SOBREBRAZO TAPIZADO	WITH PADDED TOP ARM					
		gas	gaslift	TU13TR	1155	1188	1243	1364
		gas "tilt"/L	gaslift with tilt/L	TU17TR	1188	1221	1276	1397
		gas "knee tilt"/N	gaslift with "knee tilt"/N	TU19TR	1287	1320	1375	1496
		ESTRUCTURA CROMADA CON BRAZO CROMADO	CHROMED STRUCTURE WITH CHROMED ARM					
	gas	gaslift	KU13CR	1122	1155	1210	1331	
	gas "tilt"/L	gaslift with tilt/L	KU17CR	1155	1188	1243	1364	
	gas "knee tilt"/N	gaslift with "knee tilt"/N	KU19CR	1254	1287	1342	1463	
Respaldo bajo - Low back								
		ESTRUCTURA CROMADA CON SOBREBRAZO EN POLIURETANO NEGRO	CHROMED STRUCTURE WITH BLACK POLYURETHANE TOP ARM					
		gas	gaslift	KU53PR	1067	1089	1133	1232
		gas "tilt"/L	gaslift with tilt/L	KU57PR	1100	1122	1166	1265
		gas "knee tilt"/N	gaslift with "knee tilt"/N	KU59PR	1199	1221	1265	1364
		CON SOBREBRAZO TAPIZADO	WITH PADDED TOP ARM					
		gas	gaslift	TU53TR	1067	1089	1133	1232
		gas "tilt"/L	gaslift with tilt/L	TU57TR	1100	1122	1166	1265
		gas "knee tilt"/N	gaslift with "knee tilt"/N	TU59TR	1199	1221	1265	1364
		ESTRUCTURA CROMADA CON BRAZO CROMADO	CHROMED STRUCTURE WITH CHROMED ARM					
	gas	gaslift	KU53CR	1034	1056	1100	1199	
	gas "tilt"/L	gaslift with tilt/L	KU57CR	1067	1089	1133	1232	
	gas "knee tilt"/N	gaslift with "knee tilt"/N	KU59CR	1166	1188	1232	1331	
		ESTRUCTURA CROMADA SIN BRAZOS	CHROMED STRUCTURE WITHOUT ARMS					
		gas	gaslift	KU63R	908	930	974	1073
		gas "tilt"/L	gaslift with tilt/L	KU67R	941	963	1007	1106
		ESTRUCTURA CROMADA BASE PATIN CROMADA	CHROMED STRUCTURE CHROMED SLED FRAME					
				KU71R	935	957	1001	1100

★	BASE (P. 14)	INDICAR EL EN PEDIDO	TO SPECIFY IN THE ORDER	€
	APS	VERSION CON BASE EN NYLON NEGRO	VERSION WITH BLACK NYLON BASE	APS+ =
	APW-APG	VERSION CON BASE EN NYLON	VERSION WITH NYLON BASE	APW-APG+ 11
	AL6-AL7-AL9-ANN	VERSION CON BASE ALUMINIO	VERSION WITH BASE IN ALUMINIUM	AL6-AL7-AL9-ANN+ 36
	AL5-AWW	VERSION CON BASE ALUMINIO	VERSION WITH BASE IN ALUMINIUM	AL5-AWW+ 66
	AL3	VERSION CON BASE ALUMINIO	VERSION WITH BASE IN ALUMINIUM	AL3+ 88
	AL4	VERSION CON BASE ALUMINIO 4 RADIOS (con desliz./no oscilante)	4 STAR BASE IN ALUMINIUM (with feet / no tilt)	AL4+ 66

KRUNA PLUS LINEAR

Estruct. pintada blanca - White painted structure
Tapizado "Linear" - "Linear" pad



A petición norma Europea EN 1335 tipo "C"
European Standard EN 1335 type "C" on request
A petición versión ignífuga
Fire resistance Italian Homologation on request

Regulación	Adjustment	COD. CODE	CAT. A	CAT. C	CAT. D	CAT. P
			€	€	€	€
Respaldo alto - High back						
			ESTRUCTURA PINTADA BLANCA WHITE PAINTED STRUCTURE			
<i>ESTRUCT. PINTADA BLANCA BRAZOS PINTADOS BLANCO</i>	<i>WHITE PAINTED STRUCTURE WITH WHITE PAINTED ARMS</i>					
gas	gaslift	KU13BL	1023	1056	1111	1232
gas "tilt"/L	gaslift with tilt/L	KU17BL	1056	1089	1144	1265
gas "knee tilt"/N	gaslift with "knee tilt"/N	KU19BL	1155	1188	1243	1364
Respaldo bajo - Low back						
<i>ESTRUCT. PINTADA BLANCA BRAZOS PINTADOS BLANCO</i>	<i>WHITE PAINTED STRUCTURE WITH WHITE PAINTED ARMS</i>					
gas	gaslift	KU53BL	935	957	1001	1100
gas "tilt"/L	gaslift with tilt/L	KU57BL	968	990	1034	1133
gas "knee tilt"/N	gaslift with "knee tilt"/N	KU59BL	1067	1089	1133	1232
<i>ESTRUCT. PINTADA BLANCA ESTRUCT.PATIN BLANCA</i>	<i>WHITE PAINTED STRUCTURE WHITE PAINTED SLED FRAME</i>	KU71BL	836	858	902	1001

KRUNA PLUS RHOMBOIDAL

Estruct. pintada blanca - White painted structure
Tapizado "Romboidal" - "Rhomboidal" pad



A petición norma Europea EN 1335 tipo "C"
European Standard EN 1335 type "C" on request
A petición versión ignífuga
Fire resistance Italian Homologation on request

Regulación	Adjustment	COD. CODE	CAT. A	CAT. C	CAT. D	CAT. P
			€	€	€	€
Respaldo alto - High back						
			ESTRUCTURA PINTADA BLANCA WHITE PAINTED STRUCTURE			
<i>ESTRUCT. PINTADA BLANCA BRAZOS PINTADOS BLANCO</i>	<i>WHITE PAINTED STRUCTURE WITH WHITE PAINTED ARMS</i>					
gas	gaslift	KU13BR	1067	1100	1155	1276
gas "tilt"/L	gaslift with tilt/L	KU17BR	1100	1133	1188	1309
gas "knee tilt"/N	gaslift with "knee tilt"/N	KU19BR	1199	1232	1287	1408
Respaldo bajo - Low back						
<i>ESTRUCT. PINTADA BLANCA BRAZOS PINTADOS BLANCO</i>	<i>WHITE PAINTED STRUCTURE WITH WHITE PAINTED ARMS</i>					
gas	gaslift	KU53BR	979	1001	1045	1144
gas "tilt"/L	gaslift with tilt/L	KU57BR	1012	1034	1078	1177
gas "knee tilt"/N	gaslift with "knee tilt"/N	KU59BR	1111	1133	1177	1276
<i>ESTRUCT. PINTADA BLANCA ESTRUCT.PATIN BLANCA</i>	<i>WHITE PAINTED STRUCTURE WHITE PAINTED SLED FRAME</i>	KU71BR	880	902	946	1045

★	BASE (P. 14)	INDICAR EL EN PEDIDO	TO SPECIFY IN THE ORDER	€
	APS	VERSION CON BASE EN NYLON NEGRO	VERSION WITH BLACK NYLON BASE	APS+ =
	APW-APG	VERSION CON BASE EN NYLON	VERSION WITH NYLON BASE	APW-APG+ 11
	AL6-AL7-AL9-ANN	VERSION CON BASE ALUMINIO	VERSION WITH BASE IN ALUMINIUM	AL6-AL7-AL9-ANN+ 36
	AL5-AWW	VERSION CON BASE ALUMINIO	VERSION WITH BASE IN ALUMINIUM	AL5-AWW+ 66
	AL3	VERSION CON BASE ALUMINIO	VERSION WITH BASE IN ALUMINIUM	AL3+ 88
	AL4	VERSION CON BASE ALUMINIO 4 RADIOS (con desliz./no oscilante)	4 STAR BASE IN ALUMINIUM (with feet / no tilt)	AL4+ 66

KRUNA PLUS LINEAR

Estruct. pintada negra - Black painted structure
Tapizado "Linear" - "Linear" pad



ESTRUCT. PINTADA NEGRA - BLACK PAINTED STRUCTURE

TAPIZADO "LINEAR" - "LINEAR" PAD

A petición norma Europea EN 1335 tipo "C"

European Standard EN 1335 type "C" on request

A petición versión ignífuga

Fire resistance Italian Homologation on request

Regulación	Adjustment	COD. CODE	CAT. A	CAT. C	CAT. D	CAT. P	
			€	€	€	€	
Respaldo alto - High back							
		ESTRUCTURA PINTADA NEGRA BLACK PAINTED STRUCTURE					
<i>ESTRUCT. PINTADA NEGRA BRAZOS PINTADOS NEGRO</i>	<i>BLACK PAINTED STRUCTURE BLACK PAINTED ARMS</i>						
gas	gaslift	KU13NL	1023	1056	1111	1232	
gas "tilt"/L	gaslift with tilt/L	KU17NL	1056	1089	1144	1265	
gas "knee tilt"/N	gaslift with "knee tilt"/N	KU19NL	1155	1188	1243	1364	
Respaldo bajo - Low back							
		ESTRUCTURA PINTADA NEGRA BLACK PAINTED STRUCTURE					
<i>ESTRUCT. PINTADA NEGRA BRAZOS PINTADOS NEGRO</i>	<i>BLACK PAINTED STRUCTURE BLACK PAINTED ARMS</i>						
gas	gaslift	KU53NL	935	957	1001	1100	
gas "tilt"/L	gaslift with tilt/L	KU57NL	968	990	1034	1133	
gas "knee tilt"/N	gaslift with "knee tilt"/N	KU59NL	1067	1089	1133	1232	
		ESTRUCT. PINTADA NEGRA ESTRUCT.PATIN NEGRA					
<i>ESTRUCT. PINTADA NEGRA ESTRUCT.PATIN NEGRA</i>	<i>BLACK PAINTED STRUCTURE BLACK PAINTED SLED FRAME</i>	KU71NL	836	858	902	1001	

KRUNA PLUS RHOMBOIDAL

Estruct. pintada Negra - Black painted structure
Tapizado "Romboidal" - "Rhomboidal" pad



A petición norma Europea EN 1335 tipo "C"

European Standard EN 1335 type "C" on request

A petición versión ignífuga

Fire resistance Italian Homologation on request

Regulación	Adjustment	COD. CODE	CAT. A	CAT. C	CAT. D	CAT. P	
			€	€	€	€	
Respaldo alto - High back							
		ESTRUCTURA PINTADA NEGRA BLACK PAINTED STRUCTURE					
<i>ESTRUCT. PINTADA NEGRA BRAZOS PINTADOS NEGRO</i>	<i>BLACK PAINTED STRUCTURE BLACK PAINTED ARMS</i>						
gas	gaslift	KU13NR	1067	1100	1155	1276	
gas "tilt"/L	gaslift with tilt/L	KU17NR	1100	1133	1188	1309	
gas "knee tilt"/N	gaslift with "knee tilt"/N	KU19NR	1199	1232	1287	1408	
Respaldo bajo - Low back							
		ESTRUCTURA PINTADA NEGRA BLACK PAINTED STRUCTURE					
<i>ESTRUCT. PINTADA NEGRA BRAZOS PINTADOS NEGRO</i>	<i>BLACK PAINTED STRUCTURE BLACK PAINTED ARMS</i>						
gas	gaslift	KU53NR	979	1001	1045	1144	
gas "tilt"/L	gaslift with tilt/L	KU57NR	1012	1034	1078	1177	
gas "knee tilt"/N	gaslift with "knee tilt"/N	KU59NR	1111	1133	1177	1276	
		ESTRUCT. PINTADA NEGRA ESTRUCT.PATIN NEGRA					
<i>ESTRUCT. PINTADA NEGRA ESTRUCT.PATIN NEGRA</i>	<i>BLACK PAINTED STRUCTURE BLACK PAINTED SLED FRAME</i>	KU71NR	880	902	946	1045	

★ BASE (P. 14)	INDICAR EL EN PEDIDO	TO SPECIFY IN THE ORDER	€
APS	VERSION CON BASE EN NYLON NEGRO	VERSION WITH BLACK NYLON BASE	APS+ =
APW-APG	VERSION CON BASE EN NYLON	VERSION WITH NYLON BASE	APW-APG+ 11
AL6-AL7-AL9-ANN	VERSION CON BASE ALUMINIO	VERSION WITH BASE IN ALUMINIUM	AL6-AL7-AL9-ANN+ 36
AL5-AWW	VERSION CON BASE ALUMINIO	VERSION WITH BASE IN ALUMINIUM	AL5-AWW+ 66
AL3	VERSION CON BASE ALUMINIO	VERSION WITH BASE IN ALUMINIUM	AL3+ 88
AL4	VERSION CON BASE ALUMINIO 4 RADIOS (con desliz./no oscilante)	4 STAR BASE IN ALUMINIUM (with feet / no tilt)	AL4+ 66

KOSMO MESH

Asiento tapizado - Respaldo en malla
Padded seat - Mesh backrest

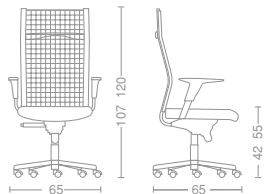


El primer código se refiere al asiento. El segundo a la malla del respaldo.
The first code refers to the seat color. The second code refers to the backrest mesh colour.
A petición norma Europea EN 1335 tipo "A"
European Standard EN 1335 type "A" on request
A petición versión ignífuga
Fire resistance Italian Homologation on request

Regulación	Adjustment	COD. CODE	CAT. A	CAT. C	CAT. D	CAT. P
			€	€	€	€

Respaldo alto - High back

A petición sobrecargos en poliuretano negro
On request w/black polyurethane top arms

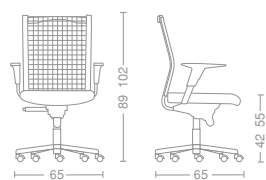


BRAZOS EN ALU. TAPIZADOS W/ALU PADDED ARMS		COD. CODE	CAT. A	CAT. C	CAT. D	CAT. P
gas sincron/A	gaslift-sincron/A					
gas sincron-desplazador-varia/B	gaslift sincron-slide system-varia/B	KSM018	1199	1221	1254	1320
4D BRAZOS REGULABLES 4D ADJUSTABLE ROTATING EXTENSIBLE STRETCHABLE ARMS		COD. CODE	CAT. A	CAT. C	CAT. D	CAT. P
gas sincron/A	gaslift-sincron/A					
gas sincron-desplazador-varia/B	gaslift sincron-slide system-varia/B	KSM130	1144	1166	1199	1265

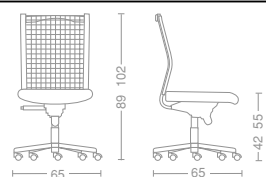


Respaldo bajo - Low back

A petición sobrecargos en poliuretano negro
On request w/black polyurethane top arms



BRAZOS EN ALU. TAPIZADOS W/ALU PADDED ARMS		COD. CODE	CAT. A	CAT. C	CAT. D	CAT. P
gas	gaslift					
gas sincron/A	gaslift-sincron/A	KSM055	1111	1133	1166	1232
gas sincron-desplazador-varia/B	gaslift sincron-slide system-varia/B	KSM058	1144	1166	1199	1265
4D BRAZOS REGULABLES 4D ADJUSTABLE ROTATING EXTENSIBLE STRETCHABLE ARMS		COD. CODE	CAT. A	CAT. C	CAT. D	CAT. P
gas sincron/A	gaslift-sincron/A					
gas sincron-desplazador-varia/B	gaslift sincron-slide system-varia/B	KSM170	1089	1111	1144	1210



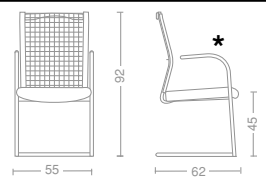
SIN BRAZOS WITHOUT ARMS		COD. CODE	CAT. A	CAT. C	CAT. D	CAT. P
gas	gaslift					
gas sincron/A	gaslift-sincron/A	KSM135	935	957	990	1056
gas sincron-desplazador-varia/B	gaslift sincron-slide system-varia/B	KSM138	968	990	1023	1089



PERCHERO JACKET-HOLDER	COD. CODE	CAT. A	CAT. C	CAT. D	CAT. P
(montar con anterioridad) (can't be fixed subsequently)					



APOYO LUMBAR LUMBAR SUPPORT ADJUSTMENT	COD. CODE	CAT. A	CAT. C	CAT. D	CAT. P



ESTRUCTURA CROMADA CHROMED SLED FRAME		COD. CODE	CAT. A	CAT. C	CAT. D	CAT. P
sobrecargos en poliuret. negro w/black polyureth. top arms						
* ESTRUCTURA CROMADA CHROMED SLED FRAME		KSM171	847	869	902	968

NOTE: El primer código se refiere al asiento. El segundo a la malla del respaldo.
The first code refers to the seat color. The second code refers to the backrest mesh colour.
Los bordes laterales del respaldo siempre son en ecopiel negra.
Top and bottom of the backrest are always in black ecoleather.

★ BASE (P. 14)	INDICAR EL EN PEDIDO	TO SPECIFY IN THE ORDER	€
APS	VERSION CON BASE EN NYLON NEGRO	VERSION WITH BLACK NYLON BASE	APS+ =
APW-APG	VERSION CON BASE EN NYLON	VERSION WITH NYLON BASE	APW-APG+ 11
AL6-AL7-AL9-ANN	VERSION CON BASE ALUMINIO	VERSION WITH BASE IN ALUMINIUM	AL6-AL7-AL9-ANN+ 36
AL5-AWW	VERSION CON BASE ALUMINIO	VERSION WITH BASE IN ALUMINIUM	AL5-AWW+ 66
AL3	VERSION CON BASE ALUMINIO	VERSION WITH BASE IN ALUMINIUM	AL3+ 88
AL4	VERSION CON BASE ALUMINIO 4 RADIOS (con desliz./no oscilante)	4 STAR BASE IN ALUMINIUM (with feet / no tilt)	AL4+ 66

KOSMO TOP

Asiento-respaldo tapizados / Padded seat-backrest



Las partes laterales son tapizadas en piel sintetica negra C 52F.

Pero es posible elegir otros colores de cat. C (SKILL).

El primer código se refiere a la parte central, el segundo a las partes laterales.

The lateral sides of the back and the seat are upholstered in black imitation leather C 52F. On request they can be realized in other colors of the same range cat. C (SKILL). The first code refers to seat and back. The second code refers to lateral side and the backside of the armchair.

Regulación	Adjustment	COD. CODE	CAT. A	CAT. C	CAT. D	CAT. P	
			€	€	€	€	
Respaldo alto - High back							
	BRAZOS EN POLIUR. NEGRO <i>W/BLACK POLYURETH. ARMS</i> gas sincron/A gas sincron-desplazador-varia/B	W/BLACK POLYURETH. ARMS gaslift sincron/A gaslift sincron slide system-varia/B	KST405	1331	1353	1397	1474
			KST408	1364	1386	1430	1507
	BRAZOS EN ALU. TAPIZADOS <i>WITH ALU. PADDED ARMS</i> gas sincron/A gas sincron-desplazador-varia/B	WITH ALU. PADDED ARMS gaslift sincron/A gaslift sincron slide system-varia/B	A petición sobrebrazos en poliuretano negro On request w/black polyurethane top arms				
			KST415	1419	1441	1485	1562
	4D BRAZOS REGULABLES gas sincron/A gas sincron-desplazador-varia/B	4D ROTATING ADJUSTABLE STRETCHABLE ARMS gaslift sincron/A gaslift sincron slide system-varia/B	KST418	1452	1474	1518	1595
			KST429	1364	1386	1430	1507
	BRAZOS EN POLIUR. NEGRO <i>W/BLACK POLYURETH. ARMS</i> gas sincron/A gas sincron-desplazador-varia/B	W/BLACK POLYURETH. ARMS gaslift sincron/A gaslift sincron slide system-varia/B	KST505	1243	1265	1309	1386
			KST508	1276	1298	1342	1419
	BRAZOS EN ALU. TAPIZADOS <i>WITH ALU. PADDED ARMS</i> gas sincron/A gas sincron-desplazador-varia/B	WITH ALU. PADDED ARMS gaslift sincron/A gaslift sincron slide system-varia/B	A petición sobrebrazos en poliuretano negro On request w/black polyurethane top arms				
			KST515	1331	1353	1397	1474
	4D BRAZOS REGULABLES gas sincron/A gas sincron-desplazador-varia/B	4D ROTATING ADJUSTABLE STRETCHABLE ARMS gaslift sincron/A gaslift sincron slide system-varia/B	KST518	1364	1386	1430	1507
			KST529	1276	1298	1342	1419
	BRAZOS EN POLIUR. NEGRO <i>W/BLACK POLYURETH. ARMS</i> gas gas sincron/A gas sincron-desplazador-varia/B	W/BLACK POLYURETH. ARMS gaslift gaslift sincron/A gaslift sincron slide system-varia/B	KST603	1034	1056	1089	1166
			KST605	1166	1188	1221	1298
			KST608	1199	1221	1254	1331
	BRAZOS EN ALU. TAPIZADOS <i>WITH ALU. PADDED ARMS</i> gas gas sincron/A gas sincron-desplazador-varia/B	WITH ALU. PADDED ARMS gaslift gaslift sincron/A gaslift sincron slide system-varia/B	A petición sobrebrazos en poliuretano negro On request w/black polyurethane top arms				
			KST613	1122	1144	1177	1254
			KST615	1254	1276	1309	1386
4D BRAZOS REGULABLES gas sincron/A gas sincron-desplazador-varia/B	4D ROTATING ADJUSTABLE STRETCHABLE ARMS gaslift sincron/A gaslift sincron slide system-varia/B	KST618	1287	1309	1342	1419	
		KST629	1199	1221	1254	1331	
	BRAZOS EN POLIUR. NEGRO <i>W/BLACK POLYURETH. ARMS</i> gas gas sincron/A gas sincron-desplazador-varia/B	W/BLACK POLYURETH. ARMS gaslift gaslift sincron/A gaslift sincron slide system-varia/B	KST630	1232	1254	1287	1364
			SIN BRAZOS <i>WITHOUT ARMS</i>				
			KST733	935	957	990	1067
	BRAZOS EN ALU. TAPIZADOS <i>WITH ALU. PADDED ARMS</i> gas gas sincron/A gas sincron-desplazador-varia/B	WITH ALU. PADDED ARMS gaslift gaslift sincron/A gaslift sincron slide system-varia/B	PERCHERO <i>JACKET-HOLDER</i>				
			KST735	1067	1089	1122	1199
			KST738	1100	1122	1155	1232
4D BRAZOS REGULABLES gas sincron/A gas sincron-desplazador-varia/B	4D ROTATING ADJUSTABLE STRETCHABLE ARMS gaslift sincron/A gaslift sincron slide system-varia/B	(montar con anterioridad) (can't be fixed subsequently) KSM151 88					
		ESTRUCTURA CROMADA <i>CHROMED SLED FRAME</i>					
	BRAZOS EN POLIUR. NEGRO <i>W/BLACK POLYURETH. ARMS</i> gas gas sincron/A gas sincron-desplazador-varia/B	W/BLACK POLYURETH. ARMS gaslift gaslift sincron/A gaslift sincron slide system-varia/B	KST872	1012	1034	1067	1144
			* ESTRUCTURA CROMADA <i>CHROMED SLED FRAME</i>				
			KST871	1001	1023	1056	1133

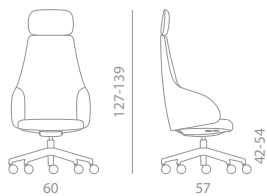
★ BASE (P. 14)	INDICAR EL EN PEDIDO	TO SPECIFY IN THE ORDER	€
APS	VERSION CON BASE EN NYLON NEGRO	VERSION WITH BLACK NYLON BASE	APS+ =
APW-APG	VERSION CON BASE EN NYLON	VERSION WITH NYLON BASE	APW-APG+ 11
AL6-AL7-AL9-ANN	VERSION CON BASE ALUMINIO	VERSION WITH BASE IN ALUMINIUM	AL6-AL7-AL9-ANN+ 36
AL5-AWW	VERSION CON BASE ALUMINIO	VERSION WITH BASE IN ALUMINIUM	AL5-AWW+ 66
AL3	VERSION CON BASE ALUMINIO	VERSION WITH BASE IN ALUMINIUM	AL3+ 88
AL4	VERSION CON BASE ALUMINIO 4 RADIOS (con desliz./no oscilante)	4 STAR BASE IN ALUMINIUM (with feet / no tilt)	AL4+ 66



A petición versión ignífuga
Fire resistance Italian Homologation on request

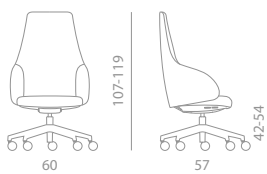
Regulación	Adjustment	COD. CODE	CAT. A	CAT. C	CAT. D	CAT. P
			€	€	€	€

Respaldo alto con reposacabezas - High back with headrest



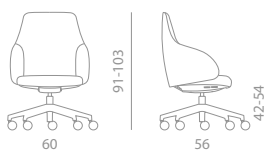
<i>MONOCOLOR</i>	<i>ONE COLOUR</i>					
gas	gaslift	KE13M	913	968	1012	1188
gas - sincron autoajustante desplazador/F	gaslift - self-weighing sincron slide system/F	KE18M	1012	1067	1111	1287
<i>BICOLOR</i>	<i>TWO COLOURS</i>					
gas	gaslift	KE13B	979	1034	1078	1254
gas - sincron autoajustante desplazador/F	gaslift - self-weighing sincron slide system/F	KE18B	1078	1133	1177	1353

Respaldo alto - High back



<i>MONOCOLOR</i>	<i>ONE COLOUR</i>					
gas	gaslift	KE23M	792	847	891	1067
gas - sincron autoajustante desplazador/F	gaslift - self-weighing sincron slide system/F	KE28M	891	946	990	1166
<i>BICOLOR</i>	<i>TWO COLOURS</i>					
gas	gaslift	KE23B	858	913	957	1133
gas - sincron autoajustante desplazador/F	gaslift - self-weighing sincron slide system/F	KE28B	957	1012	1056	1232

Respaldo bajo - Low back

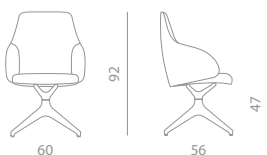


<i>MONOCOLOR</i>	<i>ONE COLOUR</i>					
gas	gaslift	KE33M	726	770	803	957
gas - sincron autoajustante desplazador/F	gaslift - self-weighing sincron slide system/F	KE38M	825	869	902	1056
<i>BICOLOR</i>	<i>TWO COLOURS</i>					
gas	gaslift	KE33B	792	836	869	1023
gas - sincron autoajustante desplazador/F	gaslift - self-weighing sincron slide system/F	KE38B	891	935	968	1122

Respaldo bajo - Low back



<i>BASE GIRATORIA 4 RADIOS EN ALU. PULIDO CON DESLIZADORES</i>	<i>4-STAR SWIVEL ALUMINIUM BASE WITH FEET</i>					
monocolor	one colour	KE34MAL	847	891	924	1078
bicolor	two colours	KE34BAL	913	957	990	1144



<i>BASE GIRATORIA 4 RADIOS EN NYLON CON DESLIZADORES</i>	<i>4-STAR SWIVEL NYLON BASE WITH FEET</i>					
monocolor	one colour	KE39M	737	781	814	968
bicolor	two colours	KE39B	803	847	880	1034

KONTEA/AB ESTRUCTURA BLANCO / WHITE FRAME AB €=
KONTEA/AN ESTRUCTURA NEGRO / BLACK FRAME AN €=

NOTE: **BICOLOR:** El primer código identifica asiento y respaldo. El segundo las partes externas de la butaca.
TWO COLOURS: The first code refers to seat and back. The second code refers to the external part of the armchair.

★	BASE (P. 14)	INDICAR EL EN PEDIDO	TO SPECIFY IN THE ORDER	€
	APS	VERSION CON BASE EN NYLON NEGRO	VERSION WITH BLACK NYLON BASE APS+	=
	APW-APG	VERSION CON BASE EN NYLON	VERSION WITH NYLON BASE APW-APG+	11
	AL6-AL7-AL9-ANN	VERSION CON BASE ALUMINIO	VERSION WITH BASE IN ALUMINIUM AL6-AL7-AL9-ANN+	36
	AL5-AWW	VERSION CON BASE ALUMINIO	VERSION WITH BASE IN ALUMINIUM AL5-AWW+	66
	AL3	VERSION CON BASE ALUMINIO	VERSION WITH BASE IN ALUMINIUM AL3+	88
	AL4	VERSION CON BASE ALUMINIO 4 RADIOS (con desliz./no oscilante)	4 STAR BASE IN ALUMINIUM (with feet / no tilt) AL4+	66

KONTEA LINEAR

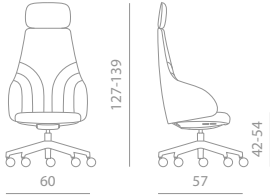
Version con costuras en el respaldo
With stitching on the backrest



A petición versión ignífuga
Fire resistance Italian Homologation on request

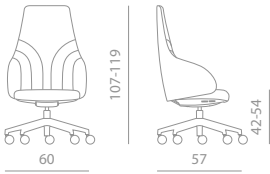
Regulación	Adjustment	COD. CODE	CAT. A	CAT. C	CAT. D	CAT. P
			€	€	€	€

Respaldo alto con reposacabezas - High back with headrest



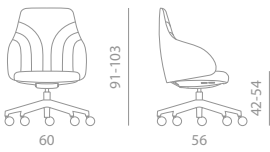
MONOCOLOR		ONE COLOUR					
gas	gaslift	KE213M	957	1012	1056	1232	
gas - sincron autoajustante desplazador/F	gaslift - self-weighing synchron slide system/F	KE218M	1056	1111	1155	1331	
BICOLOR		TWO COLOURS					
gas	gaslift	KE213B	1023	1078	1122	1298	
gas - sincron autoajustante desplazador/F	gaslift - self-weighing synchron slide system/F	KE218B	1122	1177	1221	1397	

Respaldo alto - High back



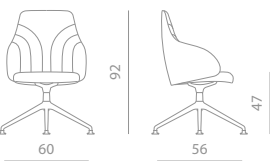
MONOCOLOR		ONE COLOUR					
gas	gaslift	KE223M	836	891	935	1111	
gas - sincron autoajustante desplazador/F	gaslift - self-weighing synchron slide system/F	KE228M	935	990	1034	1210	
BICOLOR		TWO COLOURS					
gas	gaslift	KE223B	902	957	1001	1177	
gas - sincron autoajustante desplazador/F	gaslift - self-weighing synchron slide system/F	KE228B	1001	1056	1100	1276	

Respaldo bajo - Low back

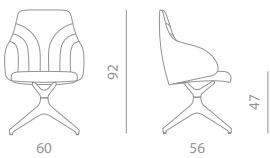


MONOCOLOR		ONE COLOUR					
gas	gaslift	KE233M	770	814	847	1001	
gas - sincron autoajustante desplazador/F	gaslift - self-weighing synchron slide system/F	KE238M	869	913	946	1100	
BICOLOR		TWO COLOURS					
gas	gaslift	KE233B	836	880	913	1067	
gas - sincron autoajustante desplazador/F	gaslift - self-weighing synchron slide system/F	KE238B	935	979	1012	1166	

Respaldo bajo - Low back



BASE GIRATORIA 4 RADIOS EN ALU. PULIDO CON DESLIZADORES		4-STAR SWIVEL ALUMINIUM BASE WITH FEET					
monocolor	one colour	KE234MAL	891	935	968	1122	
bicolor	two colours	KE234BAL	957	1001	1034	1188	



BASE GIRATORIA 4 RADIOS EN NYLON CON DESLIZADORES		4-STAR SWIVEL NYLON BASE WITH FEET		KONTEA/AB ESTRUCTURA BLANCO / WHITE FRAME AB €=			
monocolor	one colour	KE239M	781	825	858	1012	KONTEA/AN ESTRUCTURA NEGRO / BLACK FRAME AN €=
bicolor	two colours	KE239B	847	891	924	1078	

NOTE: **BICOLOR:** El primer código identifica asiento y respaldo. El segundo las partes externas de la butaca.
TWO COLOURS: The first code refers to seat and back. The second code refers to the external part of the armchair.

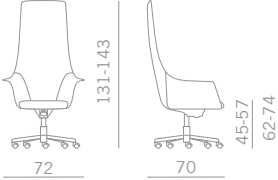
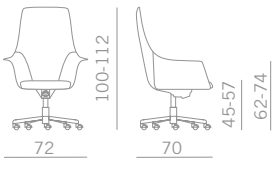
★	BASE (P. 14)	INDICAR EL EN PEDIDO	TO SPECIFY IN THE ORDER	€
	APS	VERSION CON BASE EN NYLON NEGRO	VERSION WITH BLACK NYLON BASE	APS+ =
	APW-APG	VERSION CON BASE EN NYLON	VERSION WITH NYLON BASE	APW-APG+ 11
	AL6-AL7-AL9-ANN	VERSION CON BASE ALUMINIO	VERSION WITH BASE IN ALUMINIUM	AL6-AL7-AL9-ANN+ 36
	AL5-AWW	VERSION CON BASE ALUMINIO	VERSION WITH BASE IN ALUMINIUM	AL5-AWW+ 66
	AL3	VERSION CON BASE ALUMINIO	VERSION WITH BASE IN ALUMINIUM	AL3+ 88
	AL4	VERSION CON BASE ALUMINIO 4 RADIOS (con desliz./no oscilante)	4 STAR BASE IN ALUMINIUM (with feet / no tilt)	AL4+ 66

KIMERA

Tapizado "liso"
"Flat" pad



A petición norma Europea EN 1335
European Standard EN 1335 on request
A petición versión ignífuga
Fire resistance Italian Homologation on request

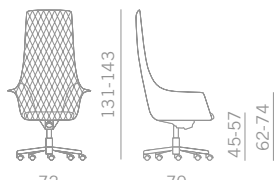
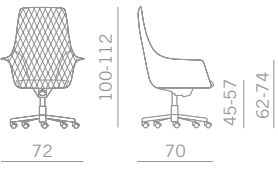
Regulación	Adjustment	COD. CODE	CAT. A	CAT. C	CAT. D	CAT. P	
			€	€	€	€	
Respaldo alto - High back							
	gas	gaslift	KME103	990	1045	1122	1342
	gas "tilt"/L	gaslift with tilt/L	KME107	1034	1089	1166	1386
CON BASE APN-AL7		ONLY WITH APN-AL7 BASE					
gas "knee tilt"/M	gaslift with "knee tilt"/M	KME109	1089	1144	1221	1441	
Respaldo medio - Medium back							
	gas	gaslift	KME113	957	1001	1067	1265
	gas "tilt"/L	gaslift with tilt/L	KME117	1001	1045	1111	1309
CON BASE APN-AL7		ONLY WITH APN-AL7 BASE					
gas "knee tilt"/M	gaslift with "knee tilt"/M	KME119	1056	1100	1166	1364	

KIMERA (RHOMBOIDAL)

Tapizado "romboidal"
"Rhomboidal" pad



A petición norma Europea EN 1335 tipo "C"
European Standard EN 1335 type "C" on request
A petición versión ignífuga
Fire resistance Italian Homologation on request

Regulación	Adjustment	COD. CODE	CAT. A	CAT. C	CAT. D	CAT. P	
			€	€	€	€	
Respaldo alto - High back							
	gas	gaslift	KME03R	1100	1155	1232	1452
	gas "tilt"/L	gaslift with tilt/L	KME07R	1144	1199	1276	1496
CON BASE APN-AL7		ONLY WITH APN-AL7 BASE					
gas "knee tilt"/M	gaslift with "knee tilt"/M	KME09R	1199	1254	1331	1551	
Respaldo medio - Medium back							
	gas	gaslift	KME13R	1067	1111	1177	1375
	gas "tilt"/L	gaslift with tilt/L	KME17R	1111	1155	1221	1419
CON BASE APN-AL7		ONLY WITH APN-AL7 BASE					
gas "knee tilt"/M	gaslift with "knee tilt"/M	KME19R	1166	1210	1276	1474	

★ BASE (P. 14)	INDICAR EL EN PEDIDO	TO SPECIFY IN THE ORDER	€
APS-APN	VERSION CON BASE EN NYLON NEGRO	VERSION WITH BLACK NYLON BASE	APS-APN+ =
APW-APG	VERSION CON BASE EN NYLON	VERSION WITH NYLON BASE	APW-APG+ 11
AL6-AL7-AL9-ANN	VERSION CON BASE ALUMINIO	VERSION WITH BASE IN ALUMINIUM	AL6-AL7-AL9-ANN+ 36
AL5-AWW	VERSION CON BASE ALUMINIO	VERSION WITH BASE IN ALUMINIUM	AL5-AWW+ 66
AL3	VERSION CON BASE ALUMINIO	VERSION WITH BASE IN ALUMINIUM	AL3+ 88
AL4	VERSION CON BASE ALUMINIO 4 RADIOS (con desliz./no oscilante)	4 STAR BASE IN ALUMINIUM (with feet / no tilt)	AL4+ 66

KLIVIA

Versión lisa sin costuras LS
Flat without stitching version LS

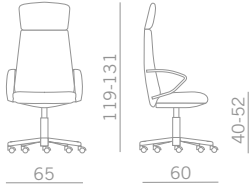


Norma Europea - European Standard EN1335
A petición versión ignífuga
Fire resistance Italian Homologation on request

Regulación Adjustment

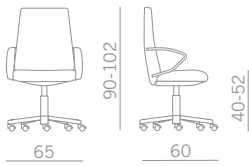
COD. CODE	CAT. A	CAT. C	CAT. D	CAT. P
	€	€	€	€

Respaldo alto - High back



gas-sincron autoajustante	gaslift w/self-weighing sincron	KLV18LS	1441	1496	1562	1782
---------------------------	---------------------------------	----------------	-------------	-------------	-------------	-------------

Respaldo medio - Medium back



gas-sincron autoajustante	gaslift w/self-weighing sincron	KLV28LS	1287	1331	1386	1573
---------------------------	---------------------------------	----------------	-------------	-------------	-------------	-------------

KLIVIA

Versión con costuras lineares LN
With linear stitching LN

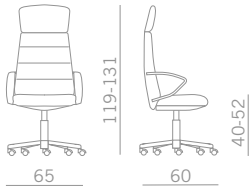


Norma Europea - European Standard EN1335
A petición versión ignífuga
Fire resistance Italian Homologation on request

Regulación Adjustment

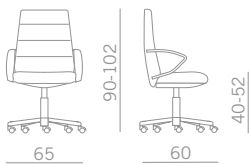
COD. CODE	CAT. A	CAT. C	CAT. D	CAT. P
	€	€	€	€

Respaldo alto - High back



gas-sincron autoajustante	gaslift w/self-weighing sincron	KLV58LN	1496	1551	1617	1837
---------------------------	---------------------------------	----------------	-------------	-------------	-------------	-------------

Respaldo medio - Medium back



gas-sincron autoajustante	gaslift w/self-weighing sincron	KLV68LN	1342	1386	1441	1628
---------------------------	---------------------------------	----------------	-------------	-------------	-------------	-------------

★ BASE (P. 14)	INDICAR EL EN PEDIDO	TO SPECIFY IN THE ORDER	€
APS	VERSION CON BASE EN NYLON NEGRO	VERSION WITH BLACK NYLON BASE	APS+ =
APW-APG	VERSION CON BASE EN NYLON	VERSION WITH NYLON BASE	APW-APG+ 11
AL6-AL7-AL9-ANN	VERSION CON BASE ALUMINIO	VERSION WITH BASE IN ALUMINIUM	AL6-AL7-AL9-ANN+ 36
AL5-AWW	VERSION CON BASE ALUMINIO	VERSION WITH BASE IN ALUMINIUM	AL5-AWW+ 66
AL3	VERSION CON BASE ALUMINIO	VERSION WITH BASE IN ALUMINIUM	AL3+ 88
AL4	VERSION CON BASE ALUMINIO 4 RADIOS (con desliz./no oscilante)	4 STAR BASE IN ALUMINIUM (with feet / no tilt)	AL4+ 66

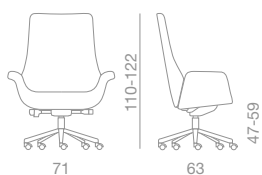
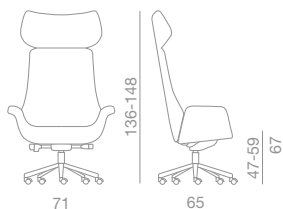
KRITERIA

Version lisa sin costuras LS
Flat without stitching version LS



Norma Europea - European Standard EN1335-C
A petición versión ignífuga
Fire resistance Italian Homologation on request

Regulación	Adjustment	COD. CODE	CAT. A	CAT. C	CAT. D	CAT. P
			€	€	€	€
Respaldo alto - High back						
MONOCOLOR	ONE COLOUR					
gas	gaslift	KR13MLS	1166	1221	1298	1562
gas sincron/C	gaslift sincron/C	KR18MLS	1232	1287	1364	1628
CON BASE APN-AL7	ONLY WITH APN-AL7 BASE					
gas "knee tilt"/M	gaslift with "knee tilt"/M	KR19MLS	1243	1298	1375	1639
BICOLOR/TWO COLOURS						
BICOLOR	TWO COLOURS					
gas	gaslift	KR13BLS	1232	1287	1386	1672
gas sincron/C	gaslift sincron/C	KR18BLS	1298	1353	1452	1738
CON BASE APN-AL7	ONLY WITH APN-AL7 BASE					
gas "knee tilt"/M	gaslift with "knee tilt"/M	KR19BLS	1309	1364	1463	1749
Respaldo medio - Medium back						
MONOCOLOR	ONE COLOUR					
gas	gaslift	KR53MLS	1023	1067	1133	1386
gas sincron/C	gaslift sincron/C	KR58MLS	1089	1133	1199	1452
CON BASE APN-AL7	ONLY WITH APN-AL7 BASE					
gas "knee tilt"/M	gaslift with "knee tilt"/M	KR59MLS	1100	1144	1210	1463
BICOLOR/TWO COLOURS						
BICOLOR	TWO COLOURS					
gas	gaslift	KR53BLS	1089	1144	1243	1496
gas sincron/C	gaslift sincron/C	KR58BLS	1155	1210	1309	1562
CON BASE APN-AL7	ONLY WITH APN-AL7 BASE					
gas "knee tilt"/M	gaslift with "knee tilt"/M	KR59BLS	1166	1221	1320	1573



NOTE: BICOLOR: El primer código identifica asiento y respaldo. El segundo las partes laterales de la butaca.
TWO COLOURS: The first code refers to seat and back. The second code refers to the lateral part of the armchair.

★	BASE (P. 14)	INDICAR EL EN PEDIDO	TO SPECIFY IN THE ORDER	€
	APS-APN	VERSION CON BASE EN NYLON NEGRO	VERSION WITH BLACK NYLON BASE APS-APN+	=
	APW-APG	VERSION CON BASE EN NYLON	VERSION WITH NYLON BASE APW-APG+	11
	AL6-AL7-AL9-ANN	VERSION CON BASE ALUMINIO	VERSION WITH BASE IN ALUMINIUM AL6-AL7-AL9-ANN+	36
	AL5-AWW	VERSION CON BASE ALUMINIO	VERSION WITH BASE IN ALUMINIUM AL5-AWW+	66
	AL3	VERSION CON BASE ALUMINIO	VERSION WITH BASE IN ALUMINIUM AL3+	88
	AL4	VERSION CON BASE ALUMINIO 4 RADIOS (con desliz./no oscilante)	4 STAR BASE IN ALUMINIUM (with feet / no tilt) AL4+	66

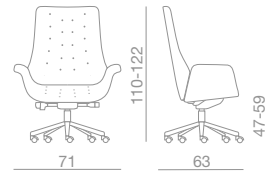
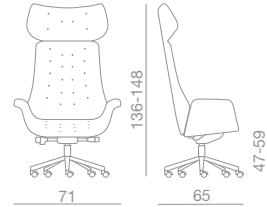
KRITERIA

Version con costuras capitoné CP
With capitonné stitching version CP



Norma Europea - European Standard EN1335-C
A petición versión ignífuga
Fire resistance Italian Homologation on request

Regulación	Adjustment	COD. CODE	CAT. A	CAT. C	CAT. D	CAT. P
			€	€	€	€
Respaldo alto - High back						
MONOCOLOR	ONE COLOUR					
gas	gaslift	KR13MCP	1331	1386	1463	1727
gas sincron/C	gaslift sincron/C	KR18MCP	1397	1452	1529	1793
CON BASE APN-AL7	ONLY WITH APN-AL7 BASE					
gas "knee tilt"/M	gaslift with "knee tilt"/M	KR19MCP	1408	1463	1540	1804
BICOLOR/TWO COLOURS						
BICOLOR	TWO COLOURS					
gas	gaslift	KR13BCP	1397	1452	1551	1837
gas sincron/C	gaslift sincron/C	KR18BCP	1463	1518	1617	1903
CON BASE APN-AL7	ONLY WITH APN-AL7 BASE					
gas "knee tilt"/M	gaslift with "knee tilt"/M	KR19BCP	1474	1529	1628	1914
Respaldo medio - Medium back						
MONOCOLOR	ONE COLOUR					
gas	gaslift	KR53MCP	1133	1177	1243	1496
gas sincron/C	gaslift sincron/C	KR58MCP	1199	1243	1309	1562
CON BASE APN-AL7	ONLY WITH APN-AL7 BASE					
gas "knee tilt"/M	gaslift with "knee tilt"/M	KR59MCP	1210	1254	1320	1573
BICOLOR/TWO COLOURS						
BICOLOR	TWO COLOURS					
gas	gaslift	KR53BCP	1199	1254	1353	1606
gas sincron/C	gaslift sincron/C	KR58BCP	1265	1320	1419	1672
CON BASE APN-AL7	ONLY WITH APN-AL7 BASE					
gas "knee tilt"/M	gaslift with "knee tilt"/M	KR59BCP	1276	1331	1430	1683



NOTE: BICOLOR: El primer código identifica asiento y respaldo. El segundo las partes laterales de la butaca.
TWO COLOURS: The first code refers to seat and back. The second code refers to the lateral part of the armchair.

★ BASE (P. 14)	INDICAR EL EN PEDIDO	TO SPECIFY IN THE ORDER	€
APS-APN	VERSION CON BASE EN NYLON NEGRO	VERSION WITH BLACK NYLON BASE	APS-APN+ =
APW-APG	VERSION CON BASE EN NYLON	VERSION WITH NYLON BASE	APW-APG+ 11
AL6-AL7-AL9-ANN	VERSION CON BASE ALUMINIO	VERSION WITH BASE IN ALUMINIUM	AL6-AL7-AL9-ANN+ 36
AL5-AWW	VERSION CON BASE ALUMINIO	VERSION WITH BASE IN ALUMINIUM	AL5-AWW+ 66
AL3	VERSION CON BASE ALUMINIO	VERSION WITH BASE IN ALUMINIUM	AL3+ 88
AL4	VERSION CON BASE ALUMINIO 4 RADIOS (con desliz./no oscilante)	4 STAR BASE IN ALUMINIUM (with feet / no tilt)	AL4+ 66

KING



Norma Europea - European Standard EN1335
A petición versión ignífuga
Fire resistance Italian Homologation on request

Regulación	Adjustment	COD. CODE	CAT. A	CAT. C	CAT. D	CAT. P	
			€	€	€	€	
Respaldo alto - High back							
	CON BRAZOS EN ALU. TAPIZADOS	WITH ALUMINIUM PADDED ARMS	A petición sobrebrazos en poliuretano negro On request w/black polyurethane top arms				
	gas	gaslift	KG123	1045	1078	1133	1276
	gas "tilt"/L	gaslift with tilt/L	KG127	1089	1122	1177	1320
	CON BASE APN-AL7	ONLY WITH APN-AL7 BASE					
	gas "knee tilt"/M	gaslift with "knee tilt"/M	KG129	1144	1177	1232	1375
Respaldo alto - High back							
	CON BRAZOS EN ALU. TAPIZADOS	WITH ALUMINIUM PADDED ARMS	A petición sobrebrazos en poliuretano negro On request w/black polyurethane top arms				
	gas	gaslift	KG153	990	1023	1078	1221
	gas "tilt"/L	gaslift with tilt/L	KG157	1034	1067	1122	1265
	CON BASE APN-AL7	ONLY WITH APN-AL7 BASE					
	gas "knee tilt"/M	gaslift with "knee tilt"/M	KG159	1089	1122	1177	1320

KING



Norma Europea - European Standard EN1335
A petición versión ignífuga
Fire resistance Italian Homologation on request

Regulación	Adjustment	COD. CODE	CAT. A	CAT. C	CAT. D	CAT. P	
			€	€	€	€	
Respaldo bajo - Low back							
	CON BRAZOS EN ALU. TAPIZADOS	WITH ALUMINIUM PADDED ARMS	A petición sobrebrazos en poliuretano negro On request w/black polyurethane top arms				
	gas	gaslift	KG183	935	968	1012	1122
	gas "tilt"/L	gaslift with tilt/L	KG187	979	1012	1056	1166
	CON BASE APN-AL7	ONLY WITH APN-AL7 BASE					
	gas "knee tilt"/M	gaslift with "knee tilt"/M	KG189	1034	1067	1111	1221
	SIN BRAZOS	WITHOUT ARMS					
	gas	gaslift	KG193	726	759	803	913
	gas "tilt"/L	gaslift with tilt/L	KG197	770	803	847	957
	CON BASE APN-AL7	ONLY WITH APN-AL7 BASE					
	gas "knee tilt"/M	gaslift with "knee tilt"/M	KG199	825	858	902	1012
	BASE PATÍN	SLED FRAME					
	sobrebrazos en poliuret. negro	with black polyureth. top arms	KG171	770	803	847	957

Estr. negra AN = Black frame AN =
Estr. pintada alu. AV = Alu painted frame AV =
Estr. cromada AC +€ 36 Chromed frame AC +€ 36

★	BASE (P. 14)	INDICAR EL EN PEDIDO	TO SPECIFY IN THE ORDER	€
	APS-APN	VERSION CON BASE EN NYLON NEGRO	VERSION WITH BLACK NYLON BASE	APS-APN+ =
	APW-APG	VERSION CON BASE EN NYLON	VERSION WITH NYLON BASE	APW-APG+ 11
	AL6-AL7-AL9-ANN	VERSION CON BASE ALUMINIO	VERSION WITH BASE IN ALUMINIUM	AL6-AL7-AL9-ANN+ 36
	AL5-AWW	VERSION CON BASE ALUMINIO	VERSION WITH BASE IN ALUMINIUM	AL5-AWW+ 66
	AL3	VERSION CON BASE ALUMINIO	VERSION WITH BASE IN ALUMINIUM	AL3+ 88
	AL4	VERSION CON BASE ALUMINIO 4 RADIOS (con desliz./no oscilante)	4 STAR BASE IN ALUMINIUM (with feet / no tilt)	AL4+ 66

KLASSIC



Regulación	Adjustment	COD. CODE	CAT. A	CAT. C	CAT. D	CAT. P
			€	€	€	€
Respaldo alto - High back						
	BRAZOS CROMADOS TAPIZADOS	WITH PADDED CHROMED TOP ARMS				
	gas "tilt"/L	gaslift with tilt/L	7007BC	935	979	1056
CON BASE APN-AL7 ONLY WITH APN-AL7 BASE						
gas "knee tilt"/M	gaslift with "knee tilt"/M	7009BC	990	1034	1111	1342
Respaldo bajo - Low back						
	BRAZOS CROMADOS TAPIZADOS	WITH PADDED CHROMED TOP ARMS				
	gas	gaslift	7013BC	792	825	902
gas "tilt"/L	gaslift with tilt/L	7017BC	836	869	946	1100
	SIN BRAZOS	WITHOUT ARMS				
	gas	gaslift	7043	561	594	671
	BASE PATÍN	SLED FRAME				
	sobrebrazos en poliuret. negro	with black polyureth. top arms	7072	572	605	682

Estr. negra Estr. cromada AN = AC + € 36 Black frame Chromed frame AN = AC + € 36

KAMELIA



A petición norma Europea EN 1335 tipo "C"
European Standard EN 1335 type "C" on request

A petición versión ignífuga
Fire resistance Italian Homologation on request



Regulación	Adjustment	COD. CODE	CAT. A	CAT. C	CAT. D	CAT. P	
			€	€	€	€	
Respaldo alto - High backrest							
	gas	gaslift	KLA103	1067	1111	1177	1386
	gas sincron/E	gaslift sincron/E	KLA105	1111	1155	1221	1430
Respaldo medio - Medium backrest							
	gas	gaslift	KLA113	968	1012	1078	1287
	gas sincron/E	gaslift sincron/E	KLA115	1012	1056	1122	1331
Respaldo bajo - Low backrest							
	gas	gaslift	KLA123	902	935	990	1177
	gas sincron/E	gaslift sincron/E	KLA125	946	979	1034	1221

★ BASE (P. 14)

À SPECIFIER SUR LA COMMANDE (VOIR PAGE 102)

AUF DEM AUTRAG ANZUGEBEN (AUF SEITE 102)

⑤ Armchairs and Sofas

132	K2	122	Kontea Waiting
111	Kabrio	156	Kontex
142	Kaleido	156	Kontex 2+2
108	Kameo	112	Koppa
116	Kayak	160	Korall
138	Kendo	114	Kosa
128	Kendra	109	Kribio
131	Kenion	161	Kristall
130	Kensho Pouf	124	Kriteria Waiting
148	Kermess	130	Kroff
144	Key Join	113	Krokus
110	Key Meet	106	Kuad
126	Kimera Waiting	107	Kuad Plus
147	Klasse	136	Kuadra
150	Klint	137	Kuadra Top
111	Klipp	114	Kuadrella
133	Klipper	114	Kuark
115	Koccola	131	Kubox
161	Komodo	159	Kuros 90
158	Kondor	157	Kursal

Butacas y sofas

KUAD



Respaldo flexible
Flexible backrest



Norma Europea - European Standard EN16139
A petición versión ignífuga
Fire resistance Italian Homologation on request

COD. CODE	CAT. A	CAT. C	CAT. D	CAT. P
	€	€	€	€

		KUAD/AV	ESTR. PINTADA ALU./ALU. PAINTED FRAME	AV €=
66	57	KUAD/AN	ESTR. PINTADA NEGRO/BLACK PAINTED FRAME	AN €=
		KUAD/ACC	ESTRUCTURA CROMADA/CHROMED FRAME	ACC +€13
BASE PATÍN	SLED FRAME	KUA2	693	737
			792	935

		KUA3LE	803	847
66	58			902
CON ESTRUCTURA EN ARCE	W/MAPLE WOOD FRAME			1045

		KUAD/AB	ESTR. PINTADA BLANCO/WHITE PAINTED FRAME	AB €=
66	56	KUAD/AN	ESTR. PINTADA NEGRO/BLACK PAINTED FRAME	AN €=
		KUAD/ACC	ESTRUCTURA CROMADA/CHROMED FRAME	ACC +€13
GIRATORIA 4 RADIOS	SWIVEL W/4 LEGS	KUA4	693	737
			792	935

		KUAD/AB	ESTR. PINTADA BLANCO/WHITE PAINTED FRAME	AB €=
66	56	KUAD/AN	ESTR. PINTADA NEGRO/BLACK PAINTED FRAME	AN €=
		KUAD/ACC	ESTRUCTURA CROMADA/CHROMED FRAME	ACC +€13
GIRATORIA 4 RADIOS CON RUEDAS	SWIVEL 4 LEGS W/CASTORS	RKUA4	726	770
			825	968

		KUAD/AB	ESTR. PINTADA BLANCO/WHITE PAINTED FRAME	AB €=
66	56	KUAD/AN	ESTR. PINTADA NEGRO/BLACK PAINTED FRAME	AN €=
		KUAD/ACC	ESTRUCTURA CROMADA/CHROMED FRAME	ACC +€13
GIRATORIA 4 RADIOS CON RUEDAS	SWIVEL 4 LEGS W/CASTORS	GRKUA4	770	814
gas	gaslift		869	1012

		KUA9AL	781	825
66	56			880
GIRATORIA	SWIVEL			1023
base piramidal en aluminio	alu. pyramidal base			

		KUA9AN	693	737
66	56			792
GIRATORIA	SWIVEL			935
base piramidal nylon negro	pyramidal black nylon base			
KUA9AB	693	737	792	935
base piramidal nylon blanco	pyramidal white nylon base			

		KUA5	649	693
66	56			748
GIRATORIA	SWIVEL			891
gas	gaslift			

★	BASE (P. 14)	INDICAR EL EN PEDIDO	TO SPECIFY IN THE ORDER	€
	APS	VERSION CON BASE EN NYLON NEGRO	VERSION WITH BLACK NYLON BASE	APS+ =
	APW-APG	VERSION CON BASE EN NYLON	VERSION WITH NYLON BASE	APW-APG+ 11
	AL6-AL7-AL9-ANN	VERSION CON BASE ALUMINIO	VERSION WITH BASE IN ALUMINIUM	AL6-AL7-AL9-ANN+ 36
	AL5-AWW	VERSION CON BASE ALUMINIO	VERSION WITH BASE IN ALUMINIUM	AL5-AWW+ 66
	AL3	VERSION CON BASE ALUMINIO	VERSION WITH BASE IN ALUMINIUM	AL3+ 88
	AL4	VERSION CON BASE ALUMINIO 4 RADIOS (con desliz./no oscilante)	4 STAR BASE IN ALUMINIUM (with feet / no tilt)	AL4+ 66

KUAD PLUS



Respaldo flexible
Flexible backrest



Norma Europea - European Standard EN16139
A petición versión ignífuga
Fire resistance Italian Homologation on request

COD. CODE	CAT. A	CAT. C	CAT. D	CAT. P
	€	€	€	€
	BASE PATÍN	SLED FRAME		
	KUA2PS	792	836	891 1034
	CON ESTRUCTURA EN ARCE	W/MAPLE WOOD FRAME		
	KUA3LEPS	902	946	1001 1144
	GIRATORIA 4 RADIOS	SWIVEL W/4 LEGS		
	KUA4PS	792	836	891 1034
	GIRATORIA 4 RADIOS CON RUEDAS	SWIVEL 4 LEGS W/CASTORS		
	RKUA4PS	825	869	924 1067
	GIRATORIA 4 RADIOS CON RUEDAS	SWIVEL 4 LEGS W/CASTORS		
	gas	GRKUA4PS	869	913 968 1111
	GIRATORIA	SWIVEL		
	base piramidal aluminio	alu. pyramidal base	KUA9PSAL	880 924 979 1122
	GIRATORIA	SWIVEL		
	base piramidal nylon negro	pyramidal black nylon base	KUA9PSAN	792 836 891 1034
	GIRATORIA	SWIVEL		
	base piramidal nylon blanco	pyramidal white nylon base	KUA9PSAB	792 836 891 1034
	GIRATORIA	SWIVEL		
	gas	gaslift	KUA5PS	748 792 847 990

KUAD/AV ESTR. PINTADA ALU/ALU. PAINTED FRAME AV €=
 KUAD/AN STR. PINTADA NEGRO/BLACK PAINTED FRAME AN €=
 KUAD/ACC ESTRUCTURA CROMADA/CHROMED FRAME ACC +€13

KUAD/AB ESTR. PINTADA BLANCO/WHITE PAINTED FRAME AB €=
 KUAD/AN ESTR. PINTADA NEGRO/BLACK PAINTED FRAME AN €=
 KUAD/ACC ESTRUCTURA CROMADA/CHROMED FRAME ACC +€13

KUAD/AB ESTR. PINTADA BLANCO/WHITE PAINTED FRAME AB €=
 KUAD/AN ESTR. PINTADA NEGRO/BLACK PAINTED FRAME AN €=
 KUAD/ACC ESTRUCTURA CROMADA/CHROMED FRAME ACC +€13

KUAD/AB ESTR. PINTADA BLANCO/WHITE PAINTED FRAME AB €=
 KUAD/AN ESTR. PINTADA NEGRO/BLACK PAINTED FRAME AN €=
 KUAD/ACC ESTRUCTURA CROMADA/CHROMED FRAME ACC +€13

★	BASE (P. 14)	INDICAR EL EN PEDIDO	TO SPECIFY IN THE ORDER	€
	APS	VERSION CON BASE EN NYLON NEGRO	VERSION WITH BLACK NYLON BASE	APS+ =
	APW-APG	VERSION CON BASE EN NYLON	VERSION WITH NYLON BASE	APW-APG+ 11
	AL6-AL7-AL9-ANN	VERSION CON BASE ALUMINIO	VERSION WITH BASE IN ALUMINIUM	AL6-AL7-AL9-ANN+ 36
	AL5-AWW	VERSION CON BASE ALUMINIO	VERSION WITH BASE IN ALUMINIUM	AL5-AWW+ 66
	AL3	VERSION CON BASE ALUMINIO	VERSION WITH BASE IN ALUMINIUM	AL3+ 88
	AL4	VERSION CON BASE ALUMINIO 4 RADIOS (con desliz./no oscilante)	4 STAR BASE IN ALUMINIUM (with feet / no tilt)	AL4+ 66

KAMEO (CHAIR - SWIVEL - SOFA)



A petición versión ignífuga
Fire resistance Italian Homologation on request

Regulación	Adjustment	COD. CODE	CAT. A	CAT. C	CAT. D	CAT. P		
			€	€	€	€		
	MONOCOLOR	ONE COLOUR						
	4 patas cromada con ruedas	chromed frame with castors	KAE88M	561	583	627	759	
	4 patas cromada con deslizadores	chromed frame with feet	KAE08M	550	572	616	748	
	BICOLOR	TWO COLOURS						
	4 patas cromada con ruedas	chromed frame with castors	KAE88B	594	616	660	792	
	4 patas cromada con deslizadores	chromed frame with feet	KAE08B	583	605	649	781	
	MONOCOLOR	ONE COLOUR						
	base patín negra	w/black painted sled frame	KAE07MAN	528	550	594	726	
	base patín blanca	w/white painted sled frame	KAE07MAB	528	550	594	726	
	base patín cromada	w/chromed sled frame	KAE07MAC	540	562	606	738	
	BICOLOR	TWO COLOURS						
	base patín negra	w/black painted sled frame	KAE07BAN	561	583	627	759	
base patín blanca	w/white painted sled frame	KAE07BAB	561	583	627	759		
base patín cromada	w/chromed sled frame	KAE07BAC	573	595	639	771		
	MONOCOLOR GIRATORIA	ONE COLOUR SWIVEL	KAMEO/AB ESTRUCTURA PINTADA BLANCO/WHITE PAINTED FRAME KAMEO/AN ESTRUCTURA PINTADA NEGRO/BLACK PAINTED FRAME KAMEO/ACC ESTRUCTURA CROMADA/CHROMED FRAME AB €= AN €= ACC +€13					
	4 RADIOS	4 LEGS						
	gas con ruedas	gaslift with castors		KAE04M	726	748	792	924
	BICOLOR GIRATORIA	TWO COLOURS SWIVEL						
	4 RADIOS	4 LEGS						
	gas con ruedas	gaslift with castors		KAE04B	759	781	825	957
	MONOCOLOR GIRATORIA	ONE COLOUR SWIVEL						
	gas base cromada	gaslift chromed base	KAE09M	649	671	715	847	
	BICOLOR GIRATORIA	TWO COLOURS SWIVEL						
	gas base cromada	gaslift chromed base	KAE09B	682	704	748	880	
		MONOCOLOR	ONE COLOUR					
		base patín negra	w/black painted sled frame	KAE10MAN	847	891	968	1188
base patín blanca		w/white painted sled frame	KAE10MAB	847	891	968	1188	
base patín cromada		w/chromed sled frame	KAE10MAC	870	914	991	1211	
BICOLOR		TWO COLOURS						
base patín negra		w/black painted sled frame	KAE10BAN	913	979	1067	1287	
base patín blanca	w/white painted sled frame	KAE10BAB	913	979	1067	1287		
base patín cromada	w/chromed sled frame	KAE10BAC	936	1002	1090	1310		

NOTE: BICOLOR - TWO COLOURS
El primer código se refiere al asiento y a la parte interna del respaldo. El segundo se refiere a la parte externas del respaldo
The first code refers to the seat and to the inner part of the backrest. The second code refers to the external part of the backrest

KRIBIO



Norma Europea - European Standard EN1728 EN1022
 A petición versión ignífuga
 Fire resistance Italian Homologation on request

COD. CODE	CAT. A	CAT. C	CAT. D	CAT. P		
	€	€	€	€		
	CON DESLIZADORES <i>WITH feet</i>					
	estruct. 4 patas pintada alu.	4 legs alu. painted frame	KRB08	605	627	671
	* CON RUEDAS <i>WITH castors</i>					
	estruct. 4 patas pintada alu.	4 legs alu. painted frame	KRB07	616	638	682
	GIRATORIA <i>SWIVEL</i>					
	base piramidal en aluminio	alu. pyramidal base	KRB09AL	715	737	781
	GIRATORIA <i>SWIVEL</i>					
	base piramidal nylon negro	pyramidal black nylon base	KRB09AN	627	649	693
	GIRATORIA <i>SWIVEL</i>					
	base piramidal nylon blanco	pyramidal white nylon base	KRB09AB	627	649	693
	GIRATORIA <i>SWIVEL</i>					
	estructura en arce	maple wood frame	KRB1LE	704	726	770
	GIRATORIA <i>SWIVEL</i>					
	base patín	sled frame	KRB02	605	627	671
	GIRATORIA <i>SWIVEL</i>					
	gas	gaslift	KRB03	572	594	638

KRIBIO/AV ESTRUCTURA PINTADA ALU./ALU. PAINTED FRAME AV €=
KRIBIO/AN ESTRUCTURA PINTADA NEGRO/BLACK PAINTED FRAME AN €=
KRIBIO/ACC ESTRUCTURA CROMADA/CHROMED FRAME ACC +€13

NOTE: BICOLOR - TWO COLOURS

El primer código identifica la parte interna del asiento. El segundo las partes laterales.
 The first code refers to the inner parts of the chair. The second code refers to the outer parts.

€

+55

BASE (P. 14)	INDICAR EL EN PEDIDO	TO SPECIFY IN THE ORDER	€
APS	VERSION CON BASE EN NYLON NEGRO	VERSION WITH BLACK NYLON BASE	APS+ =
APW-APG	VERSION CON BASE EN NYLON	VERSION WITH NYLON BASE	APW-APG+ 11
AL6-AL7-AL9-ANN	VERSION CON BASE ALUMINIO	VERSION WITH BASE IN ALUMINIUM	AL6-AL7-AL9-ANN+ 36
AL5-AWW	VERSION CON BASE ALUMINIO	VERSION WITH BASE IN ALUMINIUM	AL5-AWW+ 66
AL3	VERSION CON BASE ALUMINIO	VERSION WITH BASE IN ALUMINIUM	AL3+ 88
AL4	VERSION CON BASE ALUMINIO 4 RADIOS (con desliz./no oscilante)	4 STAR BASE IN ALUMINIUM (with feet / no tilt)	AL4+ 66

KEY MEET



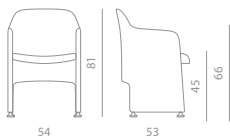
Norma Europea - European Standard EN16139

A petición versión ignífuga

Fire resistance Italian Homologation on request

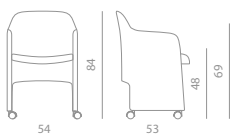
COD. CODE	CAT. A	CAT. C	CAT. D	CAT. P
	€	€	€	€

Con flancos fijos - With fixed side arms

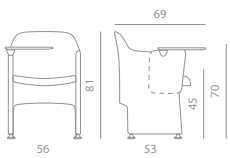


CON FLANCOS FIJOS
WITH FIXED SIDE ARMS

4 deslizadores	with 4 feet	KYM30	726	776	831	1040
----------------	-------------	-------	-----	-----	-----	------

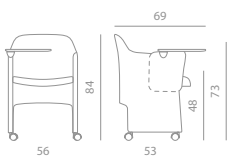


4 ruedas	with 4 castors	KYM34	737	787	842	1051
----------	----------------	-------	-----	-----	-----	------



CON PALA ESCRITORIO **WITH ANTIPANIC WRITING TABLET**

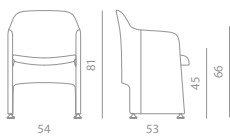
4 deslizadores	with 4 feet	KYM40	880	930	985	1194
----------------	-------------	-------	-----	-----	-----	------



CON PALA ESCRITORIO **WITH ANTIPANIC WRITING TABLET**

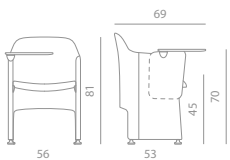
4 ruedas	with 4 castors	KYM44	891	941	996	1205
----------	----------------	-------	-----	-----	-----	------

Con flancos plegables - With pliable side arms



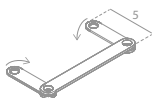
CON FLANCOS PLEGABLES
WITH PLIABLE SIDE ARMS

4 deslizadores	with 4 feet	KYM50	1122	1188	1254	-
----------------	-------------	-------	------	------	------	---



CON PALA ESCRITORIO **WITH ANTIPANIC WRITING TABLET**

4 deslizadores	with 4 feet	KYM60	1276	1342	1408	-
----------------	-------------	-------	------	------	------	---



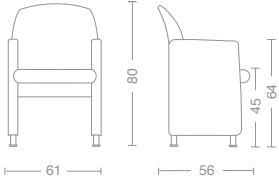
enganche	linking device	KYM77	110			
----------	----------------	-------	-----	--	--	--



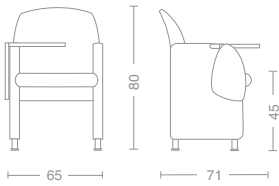
COD. CODE	CAT. A	CAT. C	CAT. D	CAT. P
	€	€	€	€

Con flancos fijos - With fixed side arms

**CON FLANCOS FIJOS
WITH FIXED SIDE ARMS**



4 deslizadores	with 4 feet	KLP30	704	748	814	1001
4 ruedas	with 4 castors	KLP31	704	748	814	1001
2 ruedas+2 deslizadores	with 2 castors + 2 feet	KLP32	704	748	814	1001
ENGANCHE PARA VERSIONES FIJAS (con deslizadores)	LINKING DEVICE FOR FIXED VERSIONS (only with feet)	KLP05	88			



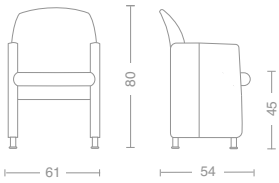
CON PALA ESCRITORIO	WITH ANTIPANIC WRITING TABLET					
4 deslizadores	with 4 feet	KLP40	803	847	913	1100
4 ruedas	with 4 castors	KLP41	803	847	913	1100
2 ruedas+2 deslizadores	with 2 castors + 2 feet	KLP42	803	847	913	1100



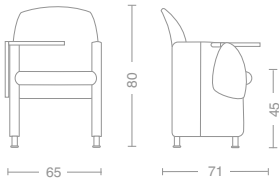
ENGANCHE PARA VERSIONES FIJAS CON PALA ESCRITORIO (con deslizadores)	LINKING DEVICE FOR WRITING TABLET FIXED VERSIONS (only with feet)	KLP06	88			
---	--	-------	----	--	--	--

Con flancos plegables - With pliable side arms

**CON FLANCOS PLEGABLES
WITH PLIABLE SIDE ARMS**



4 deslizadores	with 4 feet	KLP10	1012	1056	1122	-
con ruedas	with castors	KLP11	1012	1056	1122	-
2 ruedas+2 deslizadores	with 2 castors + 2 feet	KLP12	1012	1056	1122	-
ENGANCHE PARA VERSIONES PLEGABLES (con deslizadores)	LINKING DEVICE FOR PLIABLE VERSIONS (only with feet)	KLP07	88			



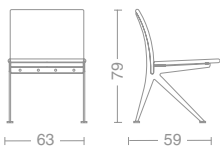
CON PALA ESCRITORIO	WITH ANTIPANIC WRITING TABLET					
4 deslizadores	with 4 feet	KLP20	1111	1155	1221	-
con ruedas	with castors	KLP21	1111	1155	1221	-
2 ruedas+2 deslizadores	with 2 castors + 2 feet	KLP22	1111	1155	1221	-



ENGANCHE PARA VERSIONES PLEGABLES CON PALA ESCRITORIO (con deslizadores)	LINKING DEVICE FOR WRITING TABLET PLIABLE VERSIONS (only with feet)	KLP08	88			
---	--	-------	----	--	--	--



COD. CODE	CAT. A	CAT. C	CAT. D	CAT. P
	€	€	€	€



estructura pintada aluminio	with aluminium painted frame	KBR01	715	737	781	847
-----------------------------	------------------------------	-------	-----	-----	-----	-----



A petición versión ignífuga
Fire resistance Italian Homologation on request

	COD. CODE	CAT. A	CAT. C	CAT. D	CAT. P
		€	€	€	€
<p>BASE ACERO 4 PIES</p> <p>fija giratoria</p>					
<p>4-STAR STEEL BASE</p> <p>fixed swivel</p>					
<p>KOPPA/AN base negra / black painted base</p> <p>KOPPA/ACC base cromada / chromed base</p> <p>AN + € = ACC + €13</p>					
<p>BASE ALUMINIO 4 RADIOS</p> <p>giratoria</p>					
<p>4-STAR ALUMINIUM BASE</p> <p>swivel</p>					
<p>KOPPA/AN base 4 radios al. p. negro / black painted alu. base</p> <p>KOPPA/AL base 4 radios al. pulido / polished aluminium base</p> <p>AN + € = AL + € =</p>					
<p>AL4 BASE 4 RADIOS EN ALU. PULIDO</p> <p>giratoria gas</p>					
<p>AL4 4-STAR POLISHED ALUMINIUM BASE</p> <p>swivel w/gaslift</p>					
<p>BASE REDONDA INOX Ø 580</p> <p>fija giratoria</p>					
<p>ROUNDED STAINLESS STEEL BASE Ø 580</p> <p>fixed swivel</p>					
<p>4 PIES ESTRUCTURA PINTADA ALU.</p> <p>fija</p>					
<p>4 LEGS ALU. PAINTED FRAME</p> <p>fixed</p>					
<p>NOTE: BICOLOR - TWO COLOURS El primer código identifica el asiento. El segundo el respaldo. The first code refers to the seat. The second code refers to the backrest.</p>					€
					+55



A petición versión ignífuga
Fire resistance Italian Homologation on request

COD. CODE	CAT. A	CAT. C	CAT. D	CAT. P		
	€	€	€	€		
BASE ACERO 4 PIES FIJA		4-STAR FIXED STEEL BASE		KROKUS/AN base negra / black painted base AN + € = KROKUS/ACC base cromada / chromed base ACC + €13		
monocolor	one color	KKS1MF	957	1001	1067	1210
bicolor	two colours	KKS1BF	1001	1045	1111	1254
BASE ACERO 4 PIES GIRATORIA		4-STAR SWIVEL STEEL BASE				
monocolor	one color	KKS2MG	968	1012	1078	1221
bicolor	two colours	KKS2BG	1012	1056	1122	1265
BASE ALUMINIO 4 RADIOS		4-STAR ALUMINIUM BASE		KROKUS/AN base 4 radios al. p. negro / black painted alu. base AN + € = KROKUS/AL base 4 radios al. pulido / polished aluminium base AL + € =		
monocolor	one color	KKS4M	968	1012	1078	1221
bicolor	two colours	KKS4B	1012	1056	1122	1265
AL4 BASE 4 RADIOS EN ALU. PULIDO		AL4 4-STAR POLISHED ALUMINIUM BASE				
MONOCOLOR		ONE COLOR				
giratoria gas	swivel w/gaslift	KKS2M4	902	946	1012	1155
BICOLOR		TWO COLOURS				
giratoria gas	swivel w/gaslift	KKS2B4	946	990	1056	1199
BASE REDONDA INOX Ø 580		ROUNDED STAINLESS STEEL BASE Ø 580				
MONOCOLOR		ONE COLOR				
fija	fixed	KS3MFX	1111	1155	1221	1364
giratoria	swivel	KS3MGX	1144	1188	1254	1397
BICOLOR		TWO COLOURS				
fija	fixed	KS3BFX	1155	1199	1265	1408
giratoria	swivel	KS3BGX	1188	1232	1298	1441

NOTE: BICOLOR - TWO COLOURS

Se fabrica dentro de la misma categoría de tejido. El primer código identifica el asiento y el respaldo. El segundo la parte trasera.
It is made within same category and type of fabric. The first code refers to seat and backrest. The second code refers to the backside.

KUARK



Norma Europea EN16139 nivel 1
European Standard EN16139 level 1

A petición versión ignífuga
Fire resistance Italian Homologation on request

		COD. CODE	€				
		Policetileno - Polyethylene					
	SILLON	TUB CHAIR	429				
	blanco	white					KUK1BC
	azul	light blue					KUK1AZ
	terracota	terracotta					KUK1TR
	mostaza	mustard					KUK1SE
	burdeos	burgundy					KUK1BD
	lava	lava					KUK1LA
			CAT. A	CAT. C	CAT. D	CAT. P	
			€	€	€	€	

	COJIN DE QUITA Y PON DESENFUNDABLE	DETACHABLE AND REMOVABLE CUSHION				
			KUK2SD	132	143	165

KUADRELLA



A petición versión ignífuga
Fire resistance Italian Homologation on request

COD. CODE	CAT. A	CAT. C	CAT. D	CAT. P
	€	€	€	€

	con deslizadores	with feet	KUD20	671	715	781	935
		con ruedas	with castors	KUD21	682	726	792

	CON PEQUEÑO RESPALDO	WITH SMALL BACKREST					
		con deslizadores	with feet	KUD40	781	825	891
	con ruedas	with castors	KUD41	792	836	902	1056

	ENGANCHE	LINKING DEVICES				
	(versiones con deslizadores)	(for versions with feet)	KUD25	66		

KOSA

Respaldo con costuras - Backrest with stitching



A petición versión ignífuga
Fire resistance Italian Homologation on request

COD. CODE	CAT. A	CAT. C	CAT. D	CAT. P
	€	€	€	€

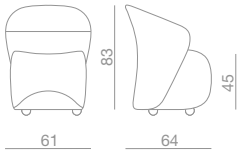
	MONOCOLOR	ONE COLOUR					
		con deslizadores	with feet	KOS1MCC	605	638	704

KOCCOLA



A petición versión ignífuga
Fire resistance Italian Homologation on request

COD. CODE	CAT. A	CAT. C	CAT. D	CAT. P
	€	€	€	€



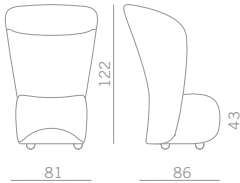
MONOCOLOR		ONE COLOUR					
4 deslizadores	4 feet	KL1M4P	759	803	869	1100	
4 ruedas	4 castors	KL1M4R	770	814	880	1111	

BICOLOR		TWO COLOURS					
4 deslizadores	4 feet	KL1B4P	803	847	924	1166	
4 ruedas	4 castors	KL1B4R	814	858	935	1177	

KOCCOLA PLUS



COD. CODE	CAT. A	CAT. C	CAT. D	CAT. P
	€	€	€	€



MONOCOLOR		ONE COLOUR					
4 deslizadores	4 feet	KL3M4P	924	979	1078	1419	

BICOLOR		TWO COLOURS					
4 deslizadores	4 feet	KL3B4P	979	1034	1155	1507	

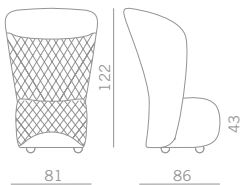
REPOSACABEZAS		HEADREST					
(montar con anterioridad)	(assembly before)	KL6AT	132	138	143	165	

KOCCOLA TOP

Con costura "Romboidal" - With rhomboidal stitching



COD. CODE	CAT. A	CAT. C	CAT. D	CAT. P
	€	€	€	€



MONOCOLOR		ONE COLOUR					
4 deslizadores	4 feet	KL5MPR	1177	1232	1331	1672	

BICOLOR		TWO COLOURS					
4 deslizadores	4 feet	KL5BPR	1232	1287	1408	1760	

REPOSACABEZAS		HEADREST					
(montar con anterioridad)	(assembly before)	KL6AT	132	138	143	165	

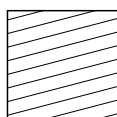
KOCCOLA-PLUS-TOP

NOTE: VERSIÓN BICOLOR TWO COLOURS VERSION

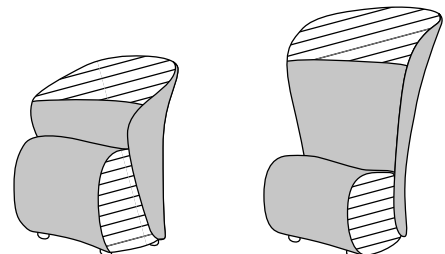
SE FABRICA DENTRO DE LA MISMA CATEGORIA DE TEJIDO.
IT IS MADE WITHIN SAME CATEGORY AND TYPE OF FABRIC.



1º Código
1st Code



2º Código
2nd Code





A petición versión ignífuga
Fire resistance Italian Homologation on request

COD. CODE	CAT. A	CAT. C	CAT. D	CAT. P
	€	€	€	€


Respaldo bajo - Low back

	BASE ACERO 4 PIES FIJA monocolor bicolor	4-STAR FIXED STEEL BASE one color two colours	KAYAK/AN base negra / black painted base KAYAK/ACC base cromada / chromed base	AN + € = ACC + €13	KYK1MF 869 KYK1BF 935	902 968	968 1034	1122 1188
		BASE ACERO 4 PIES GIRATORIA monocolor bicolor	4-STAR SWIVEL STEEL BASE one color two colours	KAYAK/AN base negra / black painted base KAYAK/ACC base cromada / chromed base	AN + € = ACC + €13	KYK1MG 880 KYK1BG 946	913 979	979 1045
	BASE GIRATORIA ALUMINIO 4 RADIOS monocolor bicolor	4-STAR SWIVEL ALUMINIUM BASE one color two colours	KAYAK/AN base 4 radios al. p. negro / black painted alu. base KAYAK/AL base 4 radios al. pulido / polished aluminium base	AN + € = AL + € =	KY15M 880 KY15B 946	913 979	979 1045	1133 1199
		AL4 BASE 4 RADIOS EN ALU. PULIDO MONOCOLOR giratoria gas	AL4 4-STAR POLISHED ALUMINIUM BASE ONE COLOR swivel w/gaslift	KYK2M4	814 847 913 1067	847 913 979 1133	913 979 1045 1199	1067 1133 1045 1199
		BASE REDONDA INOX Ø 580 MONOCOLOR fija giratoria	ROUNDED STAINLESS STEEL BASE Ø 580 ONE COLOR fixed swivel	KY3MFX KY3MGX	1023 1056 1089 1155 1309	1056 1089 1155 1309	1122 1089 1155 1155 1221	1276 1309 1342 1375
		ESTRUCTURA FIJA NEGRA monocolor bicolor	BLACK FIXED FRAME one color two colours	KY4MAN KY4BAN	704 770	737 803	803 869	957 1023
		ESTRUCTURA FIJA CROMADA monocolor bicolor	CHROMED FIXED FRAME one color two colours	KY4MAC KY4BAC	715 781	748 814	814 880	968 1034

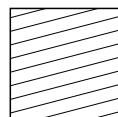
NOTE: BICOLOR - TWO COLOURS
El primer código identifica respaldo y asiento también en la parte inferior. El segundo las partes laterales y la parte delantera del asiento.
The first code refers to seat and back. The second code refers to the lateral part and front side of the armchair.

KAYAK


**NOTE: VERSIÓN BICOLOR
TWO COLOURS VERSION**



1º Código
1st Code



2º Código
2nd Code



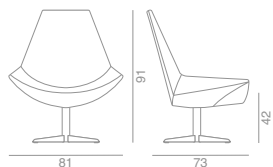


A petición versión ignífuga
Fire resistance Italian Homologation on request

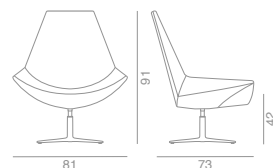
COD. CODE	CAT. A	CAT. C	CAT. D	CAT. P
	€	€	€	€

Respaldo medio - Medium back

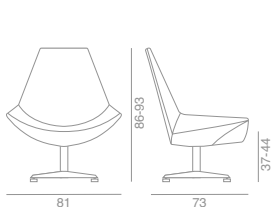
BASE ACERO 4 PIES FIJA <i>4-STAR FIXED STEEL BASE</i>		KAYAK/AN base negra / black painted base KAYAK/ACC base cromada / chromed base		AN + € =	ACC + €13	
monocolor	one color	KY11MF	913	957	1034	1199
bicolor	two colours	KY11BF	979	1023	1100	1265



BASE ACERO 4 PIES GIRATORIA <i>4-STAR SWIVEL STEEL BASE</i>		KAYAK/AN base negra / black painted base KAYAK/ACC base cromada / chromed base		AN + € =	ACC + €13	
monocolor	one color	KY11MG	924	968	1045	1210
bicolor	two colours	KY11BG	990	1034	1111	1276



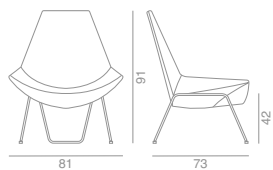
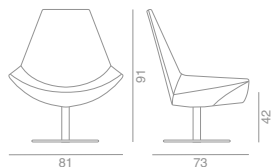
BASE GIRATORIA ALUMINIO 4 RADIOS <i>4-STAR SWIVEL ALUMINIUM BASE</i>		KAYAK/AN base 4 radios al. p. negro / black painted alu. base KAYAK/AL base 4 radios al. pulido / polished aluminium base		AN + € =	AL + € =	
monocolor	one color	KY25M	924	968	1045	1210
bicolor	two colours	KY25B	990	1034	1111	1276



AL4 BASE 4 RADIOS EN ALU. PULIDO <i>AL4 4-STAR POLISHED ALUMINIUM BASE</i>		KAYAK/AN base 4 radios al. p. negro / black painted alu. base KAYAK/AL base 4 radios al. pulido / polished aluminium base		AN + € =	AL + € =	
MONOCOLOR giratoria gas	ONE COLOR swivel w/gaslift	KY12M4	858	902	979	1144

BICOLOR giratoria gas	TWO COLOURS swivel w/gaslift	KY12B4	924	968	1045	1210
---------------------------------	--	---------------	------------	------------	-------------	-------------

BASE REDONDA INOX Ø 580 <i>ROUNDED STAINLESS STEEL BASE Ø 580</i>		KAYAK/AN base negra / black painted base KAYAK/ACC base cromada / chromed base		AN + € =	ACC + €13	
MONOCOLOR fija	ONE COLOR fixed	K13MFX	1067	1111	1188	1353
BICOLOR giratoria	TWO COLOURS swivel	K13MGX	1100	1144	1221	1386
BICOLOR fija	TWO COLOURS fixed	K13BFX	1133	1177	1254	1419
BICOLOR giratoria	TWO COLOURS swivel	K13BGX	1166	1210	1287	1452



ESTRUCTURA FIJA CROMADA <i>CHROMED FIXED FRAME</i>		KAYAK/AN base negra / black painted base KAYAK/ACC base cromada / chromed base		AN + € =	ACC + €13	
monocolor	one color	K14MAC	759	803	880	1045
bicolor	two colours	K14BAC	825	869	946	1111

NOTE: BICOLOR - TWO COLOURS

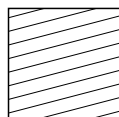
El primer código identifica respaldo y asiento también en la parte inferior. El segundo las partes laterales y la parte delantera del asiento.
The first code refers to seat and back. The second code refers to the lateral part and front side of the armchair.

KAYAK


NOTE: VERSIÓN BICOLOR
TWO COLOURS VERSION



1º Código
1st Code



2º Código
2nd Code

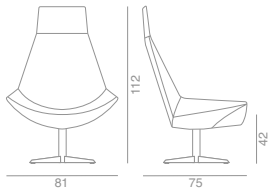




A petición versión ignífuga
Fire resistance Italian Homologation on request

COD. CODE	CAT. A	CAT. C	CAT. D	CAT. P
	€	€	€	€

Respaldo alto - High back



BASE ACERO 4 PIES FIJA

monocolor
bicolor

4-STAR FIXED STEEL BASE

one color
two colours

KAYAK/AN base negra / black painted base AN + € =
KAYAK/ACC base cromada / chromed base ACC + €13

BASE ACERO 4 PIES GIRATORIA

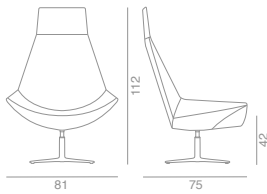
monocolor
bicolor

4-STAR SWIVEL STEEL BASE

one color
two colours

KAYAK/AN base negra / black painted base AN + € =
KAYAK/ACC base cromada / chromed base ACC + €13

KYK6MF	1023	1078	1155	1353
KYK6BF	1089	1144	1221	1419
KYK6MG	1034	1089	1166	1364
KYK6BG	1100	1155	1232	1430



BASE GIRATORIA ALUMINIO 4 RADIOS

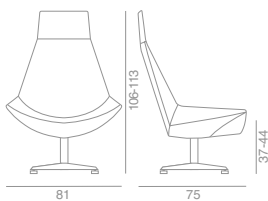
monocolor
bicolor

4-STAR SWIVEL ALUMINIUM BASE

one color
two colours

KAYAK/AN base 4 radios al. p. negro / black painted alu. base AN + € =
KAYAK/AL base 4 radios al. pulido / polished aluminium base AL + € =

KY35M	1034	1089	1166	1364
KY35B	1100	1155	1232	1430



AL4 BASE 4 RADIOS EN ALU. PULIDO

MONOCOLOR

giratoria gas

AL4 4-STAR POLISHED ALUMINIUM BASE

ONE COLOR

swivel w/gaslift

BICOLOR

giratoria gas

TWO COLOURS

swivel w/gaslift

BASE REDONDA INOX Ø 580

MONOCOLOR

fija

giratoria

ROUNDED STAINLESS STEEL BASE Ø 580

ONE COLOR

fixed

swivel

BICOLOR

fija

giratoria

TWO COLOURS

fixed

swivel

ESTRUCTURA FIJA CROMADA

monocolor
bicolor

CHROMED FIXED FRAME

one color
two colours

KY9MAC	869	924	1001	1199
KY9BAC	935	990	1067	1265


NOTE:

BICOLOR - TWO COLOURS

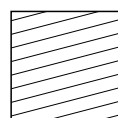
El primer código identifica respaldo y asiento también en la parte inferior. El segundo las partes laterales y la parte delantera del asiento.
The first code refers to seat and back. The second code refers to the lateral part and front side of the armchair.

KAYAK


**NOTE: VERSIÓN BICOLOR
TWO COLOURS VERSION**



1º Código
1st Code



2º Código
2nd Code



KAYAK

Con costura cuadrículada
With squared stitching

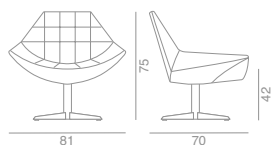


Con costura cuadrículada
With squared stitching

A petición versión ignífuga
Fire resistance Italian Homologation on request

GOD. CODE	CAT. A	CAT. C	CAT. D	CAT. P
	€	€	€	€

Respaldo bajo - Low back

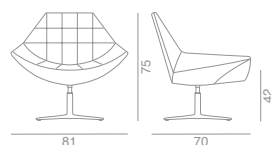


**BASE ACERO
4 PIES FIJA**

**4-STAR FIXED
STEEL BASE**

monocolor	one color	KY71MF	946	979	1045	1199
bicolor	two colours	KY71BF	1012	1045	1111	1265

KAYAK/AN base negra / black painted base AN + € =
KAYAK/ACC base cromada / chromed base ACC + €13

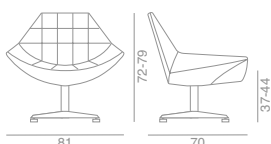


**BASE ACERO
4 PIES GIRATORIA**

**4-STAR SWIVEL
STEEL BASE**

monocolor	one color	KY71MG	957	990	1056	1210
bicolor	two colours	KY71BG	1023	1056	1122	1276

KAYAK/AN base negra / black painted base AN + € =
KAYAK/ACC base cromada / chromed base ACC + €13

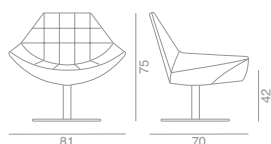


**BASE GIRATORIA ALUMINIO
4 RADIOS**

**4-STAR SWIVEL
ALUMINIUM BASE**

monocolor	one color	KY75M	957	990	1056	1210
bicolor	two colours	KY75B	1023	1056	1122	1276

KAYAK/AN base 4 radios al. p. negro / black painted alu. base AN + € =
KAYAK/AL base 4 radios al. pulido / polished aluminium base AL + € =



**AL4
BASE 4 RADIOS
EN ALU. PULIDO**

**AL4
4-STAR POLISHED
ALUMINIUM BASE**

MONOCOLOR

ONE COLOR

giratoria gas	swivel w/gaslift	KY72M4	891	924	990	1144
---------------	------------------	--------	-----	-----	-----	------

BICOLOR

TWO COLOURS

giratoria gas	swivel w/gaslift	KY72B4	957	990	1056	1210
---------------	------------------	--------	-----	-----	------	------

**BASE REDONDA
INOX Ø 580**

**ROUNDED STAINLESS
STEEL BASE Ø 580**

MONOCOLOR

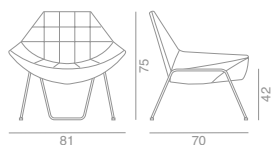
ONE COLOR

fija	fixed	K73MFX	1100	1133	1199	1353
giratoria	swivel	K73MGX	1133	1166	1232	1386

BICOLOR

TWO COLOURS

fija	fixed	K73BFX	1166	1199	1265	1419
giratoria	swivel	K73BGX	1199	1232	1298	1452



ESTRUCTURA FIJA NEGRA

BLACK FIXED FRAME

monocolor	one color	K74MAN	781	814	880	1034
bicolor	two colours	K74BAN	847	880	946	1100

ESTRUCTURA FIJA CROMADA

CHROMED FIXED FRAME


monocolor	one color	K74MAC	792	825	891	1045
bicolor	two colours	K74BAC	858	891	957	1111

NOTE: BICOLOR - TWO COLOURS

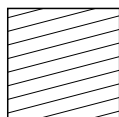
El primer código identifica respaldo y asiento también en la parte inferior. El segundo las partes laterales y la parte delantera del asiento.
The first code refers to seat and back. The second code refers to the lateral part and front side of the armchair.

KAYAK Con costura cuadrículada
With squared stitching


**NOTE: VERSIÓN BICOLOR
TWO COLOURS VERSION**



1º Código
1st Code



2º Código
2nd Code



KAYAK

Con costura cuadriculada
With squared stitching

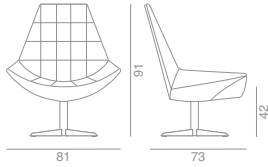


Con costura cuadriculada
With squared stitching

A petición versión ignífuga
Fire resistance Italian Homologation on request

COD. CODE	CAT. A	CAT. C	CAT. D	CAT. P
	€	€	€	€

Respaldo medio - Medium back



BASE ACERO 4 PIES FIJA

monocolor
bicolor

4-STAR FIXED STEEL BASE

one color
two colours

KAYAK/AN base negra / black painted base AN + € =
KAYAK/ACC base cromada / chromed base ACC + €13

KY81MF	1001	1045	1122	1287
KY81BF	1067	1111	1188	1353

BASE ACERO 4 PIES GIRATORIA

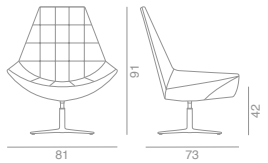
monocolor
bicolor

4-STAR SWIVEL STEEL BASE

one color
two colours

KAYAK/AN base negra / black painted base AN + € =
KAYAK/ACC base cromada / chromed base ACC + €13

KY81MG	1012	1056	1133	1298
KY81BG	1078	1122	1199	1364



BASE GIRATORIA ALUMINIO 4 RADIOS

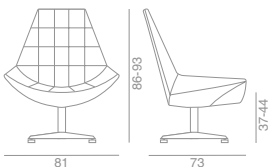
monocolor
bicolor

4-STAR SWIVEL ALUMINIUM BASE

one color
two colours

KAYAK/AN base 4 radios al. p. negro / black painted alu. base AN + € =
KAYAK/AL base 4 radios al. pulido / polished aluminium base AL + € =

KY85M	1012	1056	1133	1298
KY85B	1078	1122	1199	1364



AL4 BASE 4 RADIOS EN ALU. PULIDO MONOCOLOR

giratoria gas
giratoria gas

AL4 4-STAR POLISHED ALUMINIUM BASE ONE COLOR

swivel w/gaslift
swivel w/gaslift

KAYAK/AN base 4 radios al. p. negro / black painted alu. base AN + € =
KAYAK/AL base 4 radios al. pulido / polished aluminium base AL + € =

KY82M4	946	990	1067	1232
KY82B4	1012	1056	1133	1298

BASE REDONDA INOX Ø 580

MONOCOLOR
fija
giratoria

ROUNDED STAINLESS STEEL BASE Ø 580

ONE COLOR
fixed
swivel

K83MFX	1155	1199	1276	1441
K83MGX	1188	1232	1309	1474

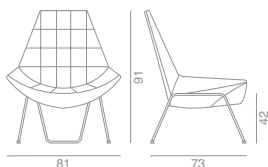
BICOLOR

fija
giratoria

TWO COLOURS

fixed
swivel

K83BFX	1221	1265	1342	1507
K83BGX	1254	1298	1375	1540



ESTRUCTURA FIJA CROMADA

monocolor
bicolor

CHROMED FIXED FRAME

one color
two colours

K84MAC	847	891	968	1133
K84BAC	913	957	1034	1199

NOTE:


BICOLOR - TWO COLOURS

El primer código identifica respaldo y asiento también en la parte inferior. El segundo las partes laterales y la parte delantera del asiento.
The first code refers to seat and back. The second code refers to the lateral part and front side of the armchair.

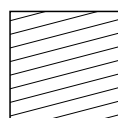
KAYAK

Con costura cuadriculada
With squared stitching


NOTE: VERSIÓN BICOLOR TWO COLOURS VERSION



1º Código
1st Code



2º Código
2nd Code



KAYAK

Con costura cuadrículada
With squared stitching



Con costura cuadrículada
With squared stitching

A petición versión ignífuga
Fire resistance Italian Homologation on request

COD. CODE	CAT. A	CAT. C	CAT. D	CAT. P
	€	€	€	€

Respaldo alto - High back

BASE ACERO 4 PIES FIJA

4-STAR FIXED STEEL BASE

KAYAK/AN base negra / black painted base AN + € =
KAYAK/ACC base cromada / chromed base ACC + €13

monocolor	one color	KY91MF	1111	1166	1243	1441
bicolor	two colours	KY91BF	1177	1232	1309	1507

BASE ACERO 4 PIES GIRATORIA

4-STAR SWIVEL STEEL BASE

KAYAK/AN base negra / black painted base AN + € =
KAYAK/ACC base cromada / chromed base ACC + €13

monocolor	one color	KY91MG	1122	1177	1254	1452
bicolor	two colours	KY91BG	1188	1243	1320	1518

BASE GIRATORIA ALUMINIO 4 RADIOS

4-STAR SWIVEL ALUMINIUM BASE

KAYAK/AN base 4 radios al. p. negro / black painted alu. base AN + € =
KAYAK/AL base 4 radios al. pulido / polished aluminium base AL + € =

monocolor	one color	KY95M	1122	1177	1254	1452
bicolor	two colours	KY95B	1188	1243	1320	1518

AL4 BASE 4 RADIOS EN ALU. PULIDO

AL4 4-STAR POLISHED ALUMINIUM BASE

MONOCOLOR

ONE COLOR

giratoria gas	swivel w/gaslift	KY92M4	1056	1111	1188	1386
---------------	------------------	--------	------	------	------	------

BICOLOR

TWO COLOURS

giratoria gas	swivel w/gaslift	KY92B4	1122	1177	1254	1452
---------------	------------------	--------	------	------	------	------

BASE REDONDA INOX Ø 580

ROUNDED STAINLESS STEEL BASE Ø 580

MONOCOLOR

ONE COLOR

fija	fixed	K93MFX	1265	1320	1397	1595
giratoria	swivel	K93MGX	1298	1353	1430	1628

BICOLOR

TWO COLOURS

fija	fixed	K93BFX	1331	1386	1463	1661
giratoria	swivel	K93BGX	1364	1419	1496	1694

ESTRUCTURA FIJA CROMADA

CHROMED FIXED FRAME


monocolor	one color	K94MAC	957	1012	1089	1287
bicolor	two colours	K94BAC	1023	1078	1155	1353

NOTE: BICOLOR - TWO COLOURS

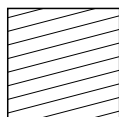
El primer código identifica respaldo y asiento también en la parte inferior. El segundo las partes laterales y la parte delantera del asiento.
The first code refers to seat and back. The second code refers to the lateral part and front side of the armchair.

KAYAK Con costura cuadrículada
With squared stitching


**NOTE: VERSIÓN BICOLOR
TWO COLOURS VERSION**



1º Código
1st Code



2º Código
2nd Code



KONTEA WAITING



BICOLOR - TWO COLOURS

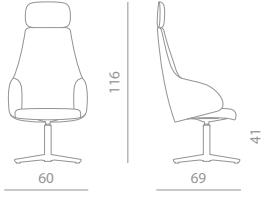
El primer código identifica asiento y respaldo. El segundo las partes externas de la butaca / The first code refers to seat and back. The second code refers to the external part of the armchair

A petición versión ignífuga

Fire resistance Italian Homologation on request

COD. CODE	CAT. A	CAT. C	CAT. D	CAT. P
	€	€	€	€

Respaldo alto con reposacabezas - High back with headrest



BASE ACERO 4 PIES 4-STAR STEEL BASE

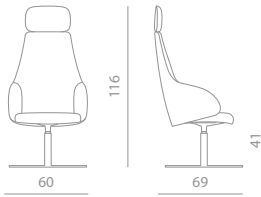
MONOCOLOR ONE COLOUR

fija	fixed	KE13M4F	1166	1221	1265	1441
giratoria	swivel	KE13M4G	1177	1232	1276	1452

BICOLOR TWO COLOURS

fija	fixed	KE13B4F	1232	1287	1331	1507
giratoria	swivel	KE13B4G	1243	1298	1342	1518

KONTEA/AN base negra / black painted base AN + € =
KONTEA/ACC base cromada / chromed base ACC + € 13



BASE REDONDA ACERO INOX Ø 580 ROUNDED STAINLESS STEEL BASE Ø 580

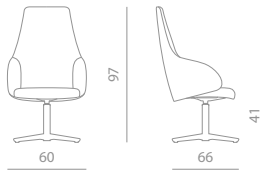
MONOCOLOR ONE COLOUR

fija	fixed	KE13MFX	1320	1375	1419	1595
giratoria	swivel	KE13MGX	1348	1403	1447	1623

BICOLOR TWO COLOURS

fija	fixed	KE13BFX	1386	1441	1485	1661
giratoria	swivel	KE13BGX	1414	1469	1513	1689

Respaldo alto - High back



BASE ACERO 4 PIES 4-STAR STEEL BASE

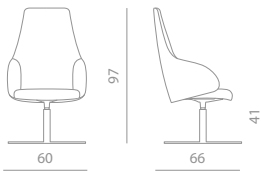
MONOCOLOR ONE COLOUR

fija	fixed	KE23M4F	1045	1100	1144	1320
giratoria	swivel	KE23M4G	1056	1111	1155	1331

BICOLOR TWO COLOURS

fija	fixed	KE23B4F	1111	1166	1210	1386
giratoria	swivel	KE23B4G	1122	1177	1221	1397

KONTEA/AN base negra / black painted base AN + € =
KONTEA/ACC base cromada / chromed base ACC + € 13



BASE REDONDA ACERO INOX Ø 580 ROUNDED STAINLESS STEEL BASE Ø 580

MONOCOLOR ONE COLOUR

fija	fixed	KE23MFX	1199	1254	1298	1474
giratoria	swivel	KE23MGX	1227	1282	1326	1502

BICOLOR TWO COLOURS

fija	fixed	KE23BFX	1265	1320	1364	1540
giratoria	swivel	KE23BGX	1293	1348	1392	1568

Respaldo bajo - Low back



BASE ACERO 4 PIES 4-STAR STEEL BASE

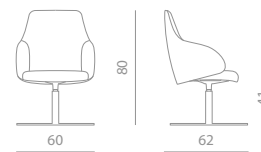
MONOCOLOR ONE COLOUR

fija	fixed	KE33M4F	979	1023	1056	1210
giratoria	swivel	KE33M4G	990	1034	1067	1221

BICOLOR TWO COLOURS

fija	fixed	KE33B4F	1045	1089	1122	1276
giratoria	swivel	KE33B4G	1056	1100	1133	1287

KONTEA/AN base negra / black painted base AN + € =
KONTEA/ACC base cromada / chromed base ACC + € 13



BASE REDONDA ACERO INOX Ø 580 ROUNDED STAINLESS STEEL BASE Ø 580

MONOCOLOR ONE COLOUR

fija	fixed	KE33MFX	1133	1177	1210	1364
giratoria	swivel	KE33MGX	1161	1205	1238	1392

BICOLOR TWO COLOURS

fija	fixed	KE33BFX	1199	1243	1276	1430
giratoria	swivel	KE33BGX	1227	1271	1304	1458

Respaldo bajo - Low back



BASE GIRATORIA 4 RADIOS EN ALU. PULIDO CON DESLIZADORES 4-STAR SWIVEL ALUMINIUM BASE WITH FEET

MONOCOLOR ONE COLOUR

monocolor	one colour	KE35MAL	847	891	924	1078
-----------	------------	---------	-----	-----	-----	------

bicolor	two colours	KE35BAL	913	957	990	1144
---------	-------------	---------	-----	-----	-----	------

KONTEA LINEAR WAITING

Version con costuras en el respaldo
With stitching on the backrest



BICOLOR - TWO COLOURS

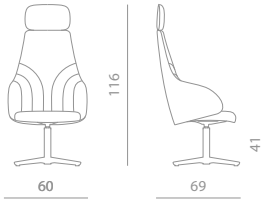
El primer código identifica asiento y respaldo. El segundo las partes externas de la butaca / The first code refers to seat and back. The second code refers to the external part of the armchair

A petición versión ignífuga

Fire resistance Italian Homologation on request

COD. CODE	CAT. A	CAT. C	CAT. D	CAT. P
	€	€	€	€

Respaldo alto con reposacabezas - High back with headrest



BASE ACERO 4 PIES 4-STAR STEEL BASE

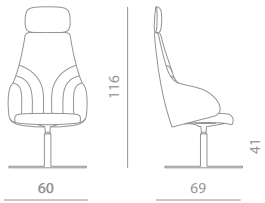
MONOCOLOR ONE COLOUR

fija	fixed	KE213M4F	1210	1265	1309	1485
giratoria	swivel	KE213M4G	1221	1276	1320	1496

BICOLOR TWO COLOURS

fija	fixed	KE213B4F	1276	1331	1375	1551
giratoria	swivel	KE213B4G	1287	1342	1386	1562

KONTEA/AN base negra / black painted base AN + € =
KONTEA/ACC base cromada / chromed base ACC + € 13



BASE REDONDA ACERO INOX Ø 580 ROUNDED STAINLESS STEEL BASE Ø 580

MONOCOLOR ONE COLOUR

fija	fixed	KE213MFX	1364	1419	1463	1639
giratoria	swivel	KE213MGX	1392	1447	1491	1667

BICOLOR TWO COLOURS

fija	fixed	KE213BFX	1430	1485	1529	1705
giratoria	swivel	KE213BGX	1458	1513	1557	1733

Respaldo alto - High back



BASE ACERO 4 PIES 4-STAR STEEL BASE

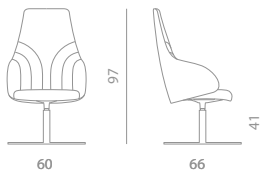
MONOCOLOR ONE COLOUR

fija	fixed	KE223M4F	1089	1144	1188	1364
giratoria	swivel	KE223M4G	1100	1155	1199	1375

BICOLOR TWO COLOURS

fija	fixed	KE223B4F	1155	1210	1254	1430
giratoria	swivel	KE223B4G	1166	1221	1265	1441

KONTEA/AN base negra / black painted base AN + € =
KONTEA/ACC base cromada / chromed base ACC + € 13



BASE REDONDA ACERO INOX Ø 580 ROUNDED STAINLESS STEEL BASE Ø 580

MONOCOLOR ONE COLOUR

fija	fixed	KE223MFX	1243	1298	1342	1518
giratoria	swivel	KE223MGX	1271	1326	1370	1546

BICOLOR TWO COLOURS

fija	fixed	KE223BFX	1309	1364	1408	1584
giratoria	swivel	KE223BGX	1337	1392	1436	1612

Respaldo bajo - Low back



BASE ACERO 4 PIES 4-STAR STEEL BASE

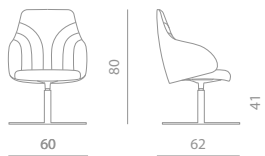
MONOCOLOR ONE COLOUR

fija	fixed	KE233M4F	1023	1067	1100	1254
giratoria	swivel	KE233M4G	1034	1078	1111	1265

BICOLOR TWO COLOURS

fija	fixed	KE233B4F	1089	1133	1166	1320
giratoria	swivel	KE233B4G	1100	1144	1177	1331

KONTEA/AN base negra / black painted base AN + € =
KONTEA/ACC base cromada / chromed base ACC + € 13



BASE REDONDA ACERO INOX Ø 580 ROUNDED STAINLESS STEEL BASE Ø 580

MONOCOLOR ONE COLOUR

fija	fixed	KE233MFX	1177	1221	1254	1408
giratoria	swivel	KE233MGX	1205	1249	1282	1436

BICOLOR TWO COLOURS

fija	fixed	KE233BFX	1243	1287	1320	1474
giratoria	swivel	KE233BGX	1271	1315	1348	1502

Respaldo bajo - Low back



BASE GIRATORIA 4 RADIOS EN ALU. PULIDO CON DESLIZADORES 4-STAR SWIVEL ALUMINIUM BASE WITH FEET

monocolor	one colour	KE235MAL	891	935	968	1122
-----------	------------	----------	-----	-----	-----	------

bicolor	two colours	KE235BAL	957	1001	1034	1188
---------	-------------	----------	-----	------	------	------

KRITERIA SILLÓN DE ESPERA WAITING ARMCHAIR

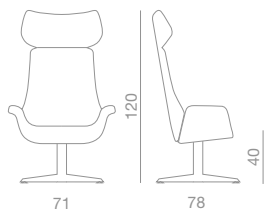
Version lisa sin costuras LS
Flat without stitching version LS



A petición versión ignífuga
Fire resistance Italian Homologation on request

COD. CODE	CAT. A	CAT. C	CAT. D	CAT. P
	€	€	€	€

Respaldo alto - High back



BASE ACERO 4 PIES

**4-STAR
STEEL BASE**

KRITERIA/AN base negra / black painted base AN + € =
KRITERIA/ACC base cromada / chromed base ACC + €13

MONOCOLOR

ONE COLOR

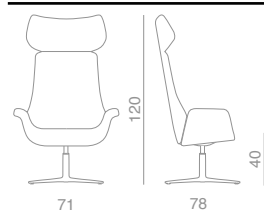
fija	fixed	KR1MFLS	1298	1353	1430	1694
giratoria	swivel	KR1MGLS	1309	1364	1441	1705

BICOLOR

TWO COLOURS

BICOLOR/TWO COLOURS

fija	fixed	KR1BFLS	1364	1419	1518	1804
giratoria	swivel	KR1BGLS	1375	1430	1529	1815



**BASE ALUMINIO
4 RADIOS**

**4-STAR
ALUMINIUM BASE**

KRITERIA/AN base 4 radios al. p. negro / black painted alu. base AN + € =
KRITERIA/AL base 4 radios al. pulido / polished aluminium base AL + € =

MONOCOLOR

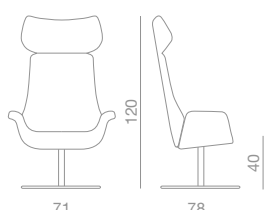
ONE COLOR

giratoria	swivel	KR1M4LS	1309	1364	1441	1705
-----------	--------	---------	------	------	------	------

BICOLOR

TWO COLOURS

giratoria	swivel	KR1B4LS	1375	1430	1529	1815
-----------	--------	---------	------	------	------	------



**BASE REDONDA
INOX Ø 580**

**ROUNDED STAINLESS
STEEL BASE Ø 580**

MONOCOLOR

ONE COLOR

fija	fixed	KR1MFCLS	1452	1507	1584	1848
giratoria	swivel	KR1MGCLS	1480	1535	1612	1876

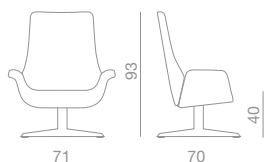
BICOLOR

TWO COLOURS

BICOLOR/TWO COLOURS

fija	fixed	KR1BFCLS	1518	1573	1672	1958
giratoria	swivel	KR1BGCLS	1546	1601	1700	1986

Respaldo medio - Medium back



BASE ACERO 4 PIES

**4-STAR
STEEL BASE**

KRITERIA/AN base negra / black painted base AN + € =
KRITERIA/ACC base cromada / chromed base ACC + €13

MONOCOLOR

ONE COLOR

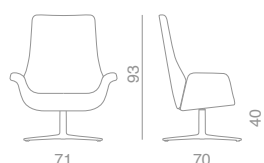
fija	fixed	KR5MFLS	1155	1199	1265	1518
giratoria	swivel	KR5MGLS	1166	1210	1276	1529

BICOLOR

TWO COLOURS

BICOLOR/TWO COLOURS

fija	fixed	KR5BFLS	1221	1276	1375	1628
giratoria	swivel	KR5BGLS	1232	1287	1386	1639



**BASE ALUMINIO
4 RADIOS**

**4-STAR
ALUMINIUM BASE**

KRITERIA/AN base 4 radios al. p. negro / black painted alu. base AN + € =
KRITERIA/AL base 4 radios al. pulido / polished aluminium base AL + € =

MONOCOLOR

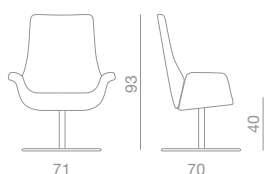
ONE COLOR

giratoria	swivel	KR5M4LS	1166	1210	1276	1529
-----------	--------	---------	------	------	------	------

BICOLOR

TWO COLOURS

giratoria	swivel	KR5B4LS	1232	1287	1386	1639
-----------	--------	---------	------	------	------	------



**BASE REDONDA
INOX Ø 580**

**ROUNDED STAINLESS
STEEL BASE Ø 580**

MONOCOLOR

ONE COLOR

fija	fixed	KR5MFCLS	1309	1353	1419	1672
giratoria	swivel	KR5MGCLS	1337	1381	1447	1700

BICOLOR

TWO COLOURS

BICOLOR/TWO COLOURS

fija	fixed	KR5BFCLS	1375	1430	1529	1782
giratoria	swivel	KR5BGCLS	1403	1458	1557	1810

NOTE:

BICOLOR - TWO COLOURS

I primer código identifica asiento y respaldo. El segundo las partes laterales de la butaca.

The first code refers to seat and back. The second code refers to the lateral part of the armchair.

KRITERIA SILLÓN DE ESPERA WAITING ARMCHAIR

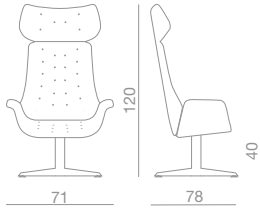
Version con costuras capitoné CP
With capitonné stitching version CP



A petición versión ignífuga
Fire resistance Italian Homologation on request

COD. CODE	CAT. A	CAT. C	CAT. D	CAT. P
	€	€	€	€

Respaldo alto- High back



BASE ACERO 4 PIES **4-STAR STEEL BASE**

KRITERIA/AN base negra / black painted base AN + € =
KRITERIA/ACC base cromada / chromed base ACC + €13

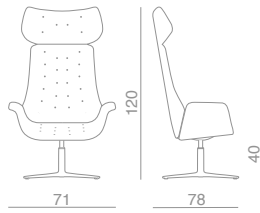
MONOCOLOR **ONE COLOR**

		KR1MF	KR1MC	KR1MD	KR1MP
fija	fixed	1463	1518	1595	1859
giratoria	swivel	1474	1529	1606	1870

BICOLOR **TWO COLOURS**

BICOLOR/TWO COLOURS

		KR1BF	KR1BC	KR1BD	KR1BP
fija	fixed	1529	1584	1683	1969
giratoria	swivel	1540	1595	1694	1980



BASE ALUMINIO 4 RADIOS **4-STAR ALUMINIUM BASE**

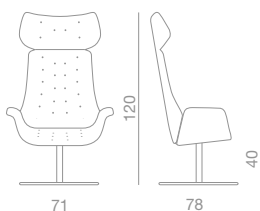
KRITERIA/AN base 4 radios al. p. negro / black painted alu. base AN + € =
KRITERIA/AL base 4 radios al. pulido / polished aluminium base AL + € =

MONOCOLOR **One color**

		KR1M4	KR1M5	KR1M6	KR1M7
giratoria	swivel	1474	1529	1606	1870

BICOLOR **Two colours**

		KR1B4	KR1B5	KR1B6	KR1B7
giratoria	swivel	1540	1595	1694	1980



BASE REDONDA INOX Ø 580 **ROUNDED STAINLESS STEEL BASE Ø 580**

MONOCOLOR **ONE COLOR**

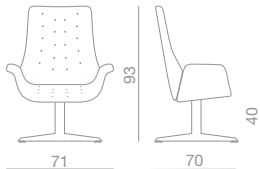
		KR1MF	KR1MC	KR1MD	KR1MP
fija	fixed	1617	1672	1749	2013
giratoria	swivel	1645	1700	1777	2041

BICOLOR **TWO COLOURS**

BICOLOR/TWO COLOURS

		KR1BF	KR1BC	KR1BD	KR1BP
fija	fixed	1683	1738	1837	2123
giratoria	swivel	1711	1766	1865	2151

Respaldo medio - Medium back



BASE ACERO 4 PIES **4-STAR STEEL BASE**

KRITERIA/AN base negra / black painted base AN + € =
KRITERIA/ACC base cromada / chromed base ACC + €13

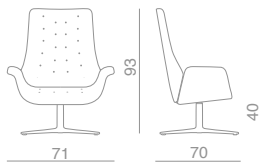
MONOCOLOR **ONE COLOR**

		KR5MF	KR5MC	KR5MD	KR5MP
fija	fixed	1265	1309	1375	1628
giratoria	swivel	1276	1320	1386	1639

BICOLOR **TWO COLOURS**

BICOLOR/TWO COLOURS

		KR5BF	KR5BC	KR5BD	KR5BP
fija	fixed	1331	1386	1485	1738
giratoria	swivel	1342	1397	1496	1749



BASE ALUMINIO 4 RADIOS **4-STAR ALUMINIUM BASE**

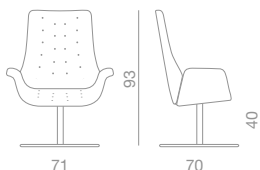
KRITERIA/AN base 4 radios al. p. negro / black painted alu. base AN + € =
KRITERIA/AL base 4 radios al. pulido / polished aluminium base AL + € =

MONOCOLOR **ONE COLOR**

		KR5M4	KR5M5	KR5M6	KR5M7
giratoria	swivel	1276	1320	1386	1639

BICOLOR **TWO COLOURS**

		KR5B4	KR5B5	KR5B6	KR5B7
giratoria	swivel	1342	1397	1496	1749



BASE REDONDA INOX Ø 580 **ROUNDED STAINLESS STEEL BASE Ø 580**

MONOCOLOR **ONE COLOR**

		KR5MF	KR5MC	KR5MD	KR5MP
fija	fixed	1419	1463	1529	1782
giratoria	swivel	1447	1491	1557	1810

BICOLOR **TWO COLOURS**

BICOLOR/TWO COLOURS

		KR5BF	KR5BC	KR5BD	KR5BP
fija	fixed	1485	1540	1639	1892
giratoria	swivel	1513	1568	1667	1920

NOTE: BICOLOR - TWO COLOURS

El primer código identifica asiento y respaldo. El segundo las partes laterales de la butaca.
The first code refers to seat and back. The second code refers to the lateral part of the armchair.

KIMERA SILLA DE ESPERA WAITING ARMCHAIR

Tapizado "liso"
"Flat" pad

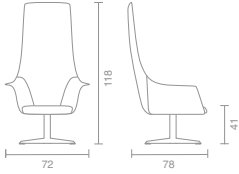


Tapizado "liso"
"Flat" pad

A petición versión ignífuga
Fire resistance Italian Homologation on request

COD. CODE	CAT. A	CAT. C	CAT. D	CAT. P
	€	€	€	€

Respaldo alto - High back



**BASE ACERO
4 PIES**

**4-STAR
STEEL BASE**

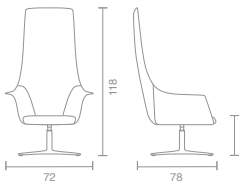
KIMERA/AN base negra / black painted base AN + € =
KIMERA/ACC base cromada / chromed base ACC + €13

fija	fixed	KME21F	1089	1144	1221	1441
giratoria	swivel	KME22G	1100	1155	1232	1452

**AL4 (H=38÷46) BASE 4
RADIOS EN ALU. PULIDO**

**AL4 (H=38÷46) 4-STAR
POLISHED ALUMINIUM BASE**

giratoria gas	swivel w/gaslift	KME2G4	1034	1089	1166	1386
---------------	------------------	--------	------	------	------	------

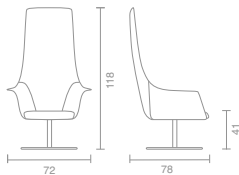


**BASE ALUMINIO
4 RADIOS**

**4-STAR
ALUMINIUM BASE**

KIMERA/AN base 4 radios al. p. negro / black painted alu. base AN + € =
KIMERA/AL base 4 radios al. pulido / polished aluminium base AL + € =

giratoria	swivel	KME25	1100	1155	1232	1452
-----------	--------	-------	------	------	------	------

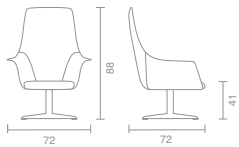


**BASE REDONDA
INOX Ø 580**

**ROUNDED
STAINLESS STEEL BASE Ø 580**

fija	fixed	KME2FX	1243	1298	1375	1595
giratoria	swivel	KME2GX	1271	1326	1403	1623

Respaldo medio - Medium back



**BASE ACERO
4 PIES**

**4-STAR
STEEL BASE**

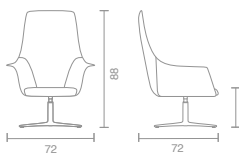
KIMERA/AN base negra / black painted base AN + € =
KIMERA/ACC base cromada / chromed base ACC + €13

fija	fixed	KME51F	1056	1111	1177	1375
giratoria	swivel	KME52G	1067	1122	1188	1386

**AL4 (H=38÷46) BASE 4
RADIOS EN ALU. PULIDO**

**AL4 (H=38÷46) 4-STAR
POLISHED ALUMINIUM BASE**

giratoria gas	swivel w/gaslift	KME5G4	1001	1056	1122	1320
---------------	------------------	--------	------	------	------	------

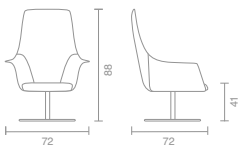


**BASE ALUMINIO
4 RADIOS**

**4-STAR
ALUMINIUM BASE**

KIMERA/AN base 4 radios al. p. negro / black painted alu. base AN + € =
KIMERA/AL base 4 radios al. pulido / polished aluminium base AL + € =

giratoria	swivel	KME55	1067	1122	1188	1386
-----------	--------	-------	------	------	------	------



**BASE REDONDA
INOX Ø 580**

**ROUNDED STAINLESS
STEEL BASE Ø 580**

fija	fixed	KME5FX	1210	1265	1331	1529
giratoria	swivel	KME5GX	1238	1293	1359	1557

KIMERA SILLA DE ESPERA WAITING ARMCHAIR

Tapizado "romboidal"
"Rhomboidal" pad



Tapizado "Romboidal"
"Rhomboidal" pad

A petición versión ignífuga
Fire resistance Italian Homologation on request

Respaldo alto - High back				COD. CODE	CAT. A	CAT. C	CAT. D	CAT. P
					€	€	€	€
	BASE ACERO 4 PIES	4-STAR STEEL BASE	KIMERA/AN base negra / black painted base AN + € = KIMERA/ACC base cromada / chromed base ACC + €13					
	fija	fixed	KE21FR	1199	1254	1331	1551	
	giratoria	swivel	KE22GR	1210	1265	1342	1562	
	AL4 (H=38÷46) BASE 4 RADIOS EN ALU. PULIDO	AL4 (H=38÷46) 4-STAR POLISHED ALUMINIUM BASE						
	giratoria gas	Swivel w/gaslift	KE2G4R	1144	1199	1276	1496	
	BASE ALUMINIO 4 RADIOS	4-STAR ALUMINIUM BASE	KIMERA/AN base 4 radios al. p. negro / black painted alu. base AN + € = KIMERA/AL base 4 radios al. pulido / polished aluminium base AL + € =					
	giratoria	swivel	KE25R	1210	1265	1342	1562	
	BASE REDONDA INOX Ø 580	ROUNDED STAINLESS STEEL BASE Ø 580						
	fija	fixed	KE2FXR	1353	1408	1485	1705	
	giratoria	swivel	KE2GXR	1381	1436	1513	1733	
Respaldo medio - Medium back								
	BASE ACERO 4 PIES	4-STAR STEEL BASE	KIMERA/AN base negra / black painted base AN + € = KIMERA/ACC base cromada / chromed base ACC + €13					
	fija	fixed	KE51FR	1166	1221	1287	1485	
	giratoria	swivel	KE52GR	1177	1232	1298	1496	
	AL4 (H=38÷46) BASE 4 RADIOS EN ALU. PULIDO	AL4 (H=38÷46) 4-STAR POLISHED ALUMINIUM BASE						
	giratoria gas	Swivel w/gaslift	KE5G4R	1111	1166	1232	1430	
	BASE ALUMINIO 4 RADIOS	4-STAR ALUMINIUM BASE	KIMERA/AN base 4 radios al. p. negro / black painted alu. base AN + € = KIMERA/AL base 4 radios al. pulido / polished aluminium base AL + € =					
	giratoria	swivel	KE55R	1177	1232	1298	1496	
	BASE REDONDA INOX Ø 580	ROUNDED STAINLESS STEEL BASE Ø 580						
	fija	fixed	KE5FXR	1320	1375	1441	1639	
	giratoria	swivel	KE5GXR	1348	1403	1469	1667	

KENDRA

Versión madera
Wooden version



Norma Europea - European Standard EN16139

COD. CODE	€
-----------	---

Respaldo bajo - Low back



ESTRUCTURA PATÍN 2 PUESTOS

SLED FRAME 2 SEATER

roble negro	black painted oak wood	KE222N	1342
roble natural	natural oak wood	KE222R	1309

ESTRUCTURA PINTADA ALUMINIO/ALU. PAINTED FRAME
ESTRUCTURA PINTADA NEGRO/BLACK PAINTED FRAME
ESTRUCTURA CROMADA/CHROMED FRAME

AV €=
AN €=
AC +€ **36**



ESTRUCTURA 4 PATAS 2 PUESTOS

4 LEGS FRAME 2 SEATER

roble negro	black painted oak wood	KE242N	1309
roble natural	natural oak wood	KE242R	1276



ESTRUCTURA PATÍN 3 PUESTOS

SLED FRAME 3 SEATER

roble negro	black painted oak wood	KE223N	1485
roble natural	natural oak wood	KE223R	1441

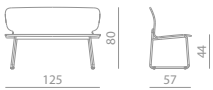


ESTRUCTURA 4 PATAS 3 PUESTOS

4 LEGS FRAME 3 SEATER

roble negro	black painted oak wood	KE243N	1463
roble natural	natural oak wood	KE243R	1419

Respaldo alto - High back



ESTRUCTURA PATÍN 2 PUESTOS

SLED FRAME 2 SEATER

roble negro	black painted oak wood	KE122N	1430
roble natural	natural oak wood	KE122R	1386

ESTRUCTURA PINTADA ALUMINIO/ALU. PAINTED FRAME
ESTRUCTURA PINTADA NEGRO/BLACK PAINTED FRAME
ESTRUCTURA CROMADA/CHROMED FRAME

AV €=
AN €=
AC +€ **36**



ESTRUCTURA 4 PATAS 2 PUESTOS

4 LEGS FRAME 2 SEATER

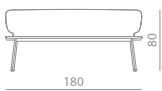
roble negro	black painted oak wood	KE142N	1408
roble natural	natural oak wood	KE142R	1364



ESTRUCTURA PATÍN 3 PUESTOS

SLED FRAME 3 SEATER

roble negro	black painted oak wood	KE123N	1617
roble natural	natural oak wood	KE123R	1540



ESTRUCTURA 4 PATAS 3 PUESTOS

4 LEGS FRAME 3 SEATER

roble negro	black painted oak wood	KE143N	1595
roble natural	natural oak wood	KE143R	1518

KENDRA

Versión madera con asiento tapizado
Wooden version with upholstered seat



Norma Europea - European Standard EN16139
A petición versión ignífuga
Fire resistance Italian Homologation on request

COD. CODE	CAT. A	CAT. C	CAT. D	CAT. P
	€	€	€	€

Respaldo bajo - Low back

ESTRUCTURA PINTADA ALUMINIO/ALU. PAINTED FRAME
ESTRUCTURA PINTADA NEGRO/BLACK PAINTED FRAME
ESTRUCTURA CROMADA/CHROMED FRAME

AV €=
AN €=
AC +€ **36**



ESTRUCTURA PATÍN SLED FRAME 2 PUESTOS TAPIZADOS UPHOLSTERED 2 SEATER

roble negro	black painted oak wood	KE222NS	1551	1595	1639	1738
roble natural	natural oak wood	KE222RS	1518	1562	1606	1705



ESTRUCTURA 4 PATAS 4 LEGS FRAME 2 PUESTOS TAPIZADOS UPHOLSTERED 2 SEATER

roble negro	black painted oak wood	KE242NS	1529	1573	1617	1716
roble natural	natural oak wood	KE242RS	1496	1540	1584	1683



ESTRUCTURA PATÍN SLED FRAME 3 PUESTOS TAPIZADOS UPHOLSTERED 3 SEATER

roble negro	black painted oak wood	KE223NS	1749	1804	1870	2013
roble natural	natural oak wood	KE223RS	1705	1760	1826	1969



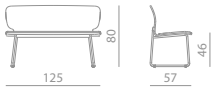
estructura 4 patas 4 LEGS FRAME 3 puestos tapizados UPHOLSTERED 3 SEATER

roble negro	black painted oak wood	KE243NS	1727	1782	1848	1991
roble natural	natural oak wood	KE243RS	1683	1738	1804	1947

Respaldo alto - High back

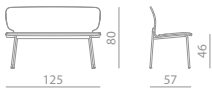
ESTRUCTURA PINTADA ALUMINIO/ALU. PAINTED FRAME
ESTRUCTURA PINTADA NEGRO/BLACK PAINTED FRAME
ESTRUCTURA CROMADA/CHROMED FRAME

AV €=
AN €=
AC +€ **36**




ESTRUCTURA PATÍN SLED FRAME 2 PUESTOS TAPIZADOS UPHOLSTERED 2 SEATER

roble negro	black painted oak wood	KE122NS	1639	1683	1727	1826
roble natural	natural oak wood	KE122RS	1595	1639	1683	1782



ESTRUCTURA 4 PATAS 4 LEGS FRAME 2 PUESTOS TAPIZADOS UPHOLSTERED 2 SEATER

roble negro	black painted oak wood	KE142NS	1606	1650	1694	1793
roble natural	natural oak wood	KE142RS	1562	1606	1650	1749



ESTRUCTURA PATÍN SLED FRAME 3 PUESTOS TAPIZADOS UPHOLSTERED 3 SEATER

roble negro	black painted oak wood	KE123NS	1859	1914	1980	2123
roble natural	natural oak wood	KE123RS	1782	1837	1903	2046



ESTRUCTURA 4 PATAS 4 LEGS FRAME 3 PUESTOS TAPIZADOS UPHOLSTERED 3 SEATER

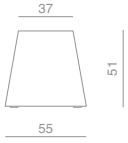
roble negro	black painted oak wood	KE143NS	1837	1892	1958	2101
roble natural	natural oak wood	KE143RS	1760	1815	1881	2024

KENSHO (POUF)



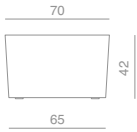
A petición versión ignífuga
Fire resistance Italian Homologation on request

COD. CODE	CAT. A	CAT. C	CAT. D	CAT. P
	€	€	€	€



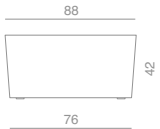
MONOCOLOR		ONE COLOR					
pouf con ruedas		seat-pouf with castors	KSH2MR	429	451	484	561
pouf con deslizadores		seat-pouf with feet	KSH2MP	418	440	473	550

BICOLOR		TWO COLOURS					
pouf con ruedas		seat-pouf with castors	KSH2BR	473	495	539	660
pouf con deslizadores		seat-pouf with feet	KSH2BP	462	484	528	649



MONOCOLOR		ONE COLOR					
pouf con ruedas		seat-pouf with castors	KSH3MR	572	605	649	781
pouf con deslizadores		seat-pouf with feet	KSH3MP	561	594	638	770

BICOLOR		TWO COLOURS					
pouf con ruedas		seat-pouf with castors	KSH3BR	627	671	726	902
pouf con deslizadores		seat-pouf with feet	KSH3BP	616	660	715	891



MONOCOLOR		ONE COLOR					
pouf con ruedas		seat-pouf with castors	KSH4MR	627	660	704	847
pouf con deslizadores		seat-pouf with feet	KSH4MP	616	649	693	836

BICOLOR		TWO COLOURS					
pouf con ruedas		seat-pouf with castors	KSH4BR	693	737	803	1023
pouf con deslizadores		seat-pouf with feet	KSH4BP	682	726	792	1012

NOTE: BICOLOR - TWO COLOURS
El primer código se refiere al asiento. El segundo identifica las partes laterales.
The first code refers to the seat. The second code refers the lateral part.

KROFF



A petición On request   

Norma Europea - European Standard EN16139

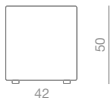
A petición versión ignífuga
Fire resistance Italian Homologation on request

COD. CODE	CAT. A	CAT. C	CAT. D	CAT. P
	€	€	€	€



MONOCOLOR		ONE COLOR					
pouf con deslizadores		seat-pouf with feet	KFF04M	363	385	407	506

BICOLOR		TWO COLOURS					
pouf con deslizadores		seat-pouf with feet	KFF04B	396	418	440	539



MONOCOLOR		ONE COLOR					
pouf con deslizadores		seat-pouf with feet	KFF14M	385	407	429	528

BICOLOR		TWO COLOURS					
pouf con deslizadores		seat-pouf with feet	KFF14B	418	440	462	561



MONOCOLOR		ONE COLOR					
pouf con ruedas		seat-pouf with castors	KFF20M	572	605	649	825
pouf con deslizadores		seat-pouf with feet	KFF24M	561	594	638	814

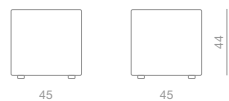
BICOLOR		TWO COLOURS					
pouf con ruedas		seat-pouf with castors	KFF20B	605	638	682	858
pouf con deslizadores		seat-pouf with feet	KFF24B	594	627	671	847

NOTE: BICOLOR - TWO COLOURS
El primer código se refiere al asiento. El segundo identifica las partes laterales.
The first code refers to the seat. The second code refers the lateral part.

KUBOX



A petición versión ignífuga
Fire resistance Italian Homologation on request



COD. CODE	CAT. A	CAT. C	CAT. D	CAT. P
	€	€	€	€

pouf con ruedas	seat-pouf with castors	KOX10	440	462	484	572
pouf con deslizadores	seat-pouf with feet	KOX14	429	451	473	561



pouf 2 plazas con ruedas	2 seat-pouf with castors	KOX20	693	726	770	924
pouf 2 plazas con deslizadores	2 seat-pouf with feet	KOX24	682	715	759	913



pouf 3 plazas con ruedas	3 seat-pouf with castors	KOX30	836	869	924	1100
pouf 3 plazas con deslizadores	3 seat-pouf with feet	KOX34	825	858	913	1089

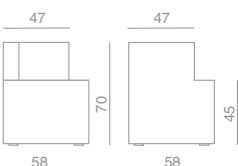
KENION



MONOCOLOR / ONE COLOR

BICOLOR / TWO COLOURS

A petición versión ignífuga
Fire resistance Italian Homologation on request



COD. CODE	CAT. A	CAT. C	CAT. D	CAT. P
	€	€	€	€


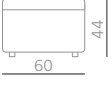
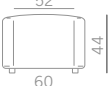




monocolor	one color	KEN01M	638	671	737	902
bicolor	two colours	KEN02B	671	704	770	935

NOTE: BICOLOR - TWO COLOURS
El primer código se refiere al asiento y respaldo. El segundo a las partes laterales.
The first code refers to seat and backrest. The second code refers to all the external side parts of the armchair.

K2



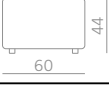

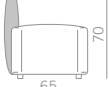
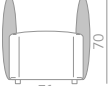

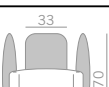
Norma Europea - European Standard EN1728
A petición versión ignífuga
Fire resistance Italian Homologation on request

	<i>MONOCOLOR</i>	<i>ONE COLOUR</i>	COD. CODE	CAT. A	CAT. C	CAT. D	CAT. P
				€	€	€	€
	POUF CILINDRICO 5 deslizadores	CYLINDRICAL POUF with 5 feet	K2K07M	506	539	583	814
	POUF CILINDRICO CON ENCIMERA EN ALUMINIO PINTADO 5 deslizadores	CYLINDRICAL POUF WITH SUPPORT TOP IN PAINTED ALUMINUM with 5 feet	K2K08	605	638	682	913
	POUF CON FORMA 4 deslizadores	SHAPED POUF with 4 feet	K2K10M	583	616	660	891
	POUF CON FORMA CON 1 APOYO LATERAL 4 deslizadores	SHAPED POUF W/ 1 SIDE SUPPORT with 4 feet	K2K11M	770	814	869	1122
	POUF CON FORMA Y 2 APOYOS LATERALES OPUESTOS 4 deslizadores	SHAPED POUF W/ 2 SIDE SUPPORTS with 4 feet	K2K12LM	935	979	1034	1364
	POUF CON FORMA Y 2 APOYOS LATERALES CONTIGUOS 4 deslizadores	SHAPED POUF W/ 2 CONTIGUOUS SIDE SUPPORTS with 4 feet	K2K12CM	935	979	1034	1364
	POUF CON FORMA Y 3 APOYOS LATERALES 4 deslizadores	SHAPED POUF W/ 3 SIDE SUPPORTS with 4 feet	K2K13M	1122	1177	1265	1606

K2



NOTE: BICOLOR SOLO APOYOS LATERALES - BICOLOR ONLY SIDE SUPPORTS
- El primer código identifica el pouf, el segundo los apoyos laterales
- The first code refers to the whole pouf, the second one to the side supports.

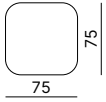
	<i>BICOLOR SOLO APOYOS LATERALES</i>	<i>BICOLOR ONLY SIDE SUPPORTS</i>	COD. CODE	CAT. A	CAT. C	CAT. D	CAT. P
				€	€	€	€
	POUF CILINDRICO 5 deslizadores	CYLINDRICAL POUF with 5 feet	K2K07M	506	539	583	814
	POUF CILINDRICO CON ENCIMERA EN ALUMINIO PINTADO 5 deslizadores	CYLINDRICAL POUF WITH SUPPORT TOP IN PAINTED ALUMINUM with 5 feet	K2K08	605	638	682	913
	POUF CON FORMA CON 1 APOYO LATERAL 4 deslizadores	SHAPED POUF W/ 1 SIDE SUPPORT with 4 feet	K2K21B	814	858	924	1254
	POUF CON FORMA Y 2 APOYOS LATERALES OPUESTOS 4 deslizadores	SHAPED POUF W/ 2 SIDE SUPPORTS with 4 feet	K2K22LB	990	1034	1122	1507
	POUF CON FORMA Y 2 APOYOS LATERALES CONTIGUOS 4 deslizadores	SHAPED POUF W/ 2 CONTIGUOUS SIDE SUPPORTS with 4 feet	K2K22CB	990	1034	1122	1507
	POUF CON FORMA Y 3 APOYOS LATERALES 4 deslizadores	SHAPED POUF W/ 3 SIDE SUPPORTS with 4 feet	K2K23B	1166	1221	1320	1749



Norma Europea - European Standard EN16139

A petición versión ignífuga
Fire resistance Italian homologation on request

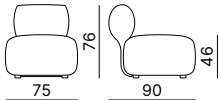
COD. CODE	CAT. A	CAT. C	CAT. D	CAT. P
	€	€	€	€



POUF 1 PLAZA

1-SEATER POUF

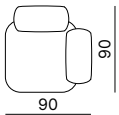
monocolor	one colour	K110	803	858	924	-
-----------	------------	------	-----	-----	-----	---



ELEMENTO 1 PLAZA CON 1 APOYO

1-SEATER POUF WITH 1 SUPPORT

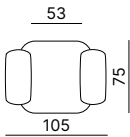
monocolor	one colour	K111M	1155	1232	1320	-
bicolor	two colours	K111B	1232	1320	1430	-



ELEMENTO 1 PLAZA CON 2 APOYOS CONTIGUOS

1-SEATER POUF WITH 2 CONTIGUOUS SUPPORTS

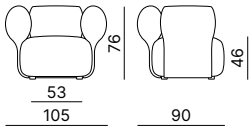
monocolor	one colour	K112M	1496	1595	1705	-
bicolor	two colours	K112B	1573	1683	1815	-



ELEMENTO 1 PLAZA CON 2 APOYOS LATERALES

1-SEATER POUF WITH 2 SIDE SUPPORTS

monocolor	one colour	K113M	1496	1595	1705	-
bicolor	two colours	K113B	1573	1683	1815	-



BUTACA

ARMCHAIR

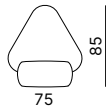
monocolor	one colour	K114M	1837	1958	2090	-
bicolor	two colours	K114B	1914	2046	2200	-



POUF TRIANGULAR

TRIANGLE POUF

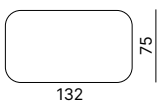
monocolor	one colour	K310	748	792	858	-
-----------	------------	------	-----	-----	-----	---



ELEMENTO TRIANGULAR CON 1 APOYO

TRIANGLE ELEMENT WITH 1 SUPPORT

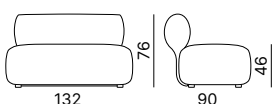
monocolor	one colour	K311M	1089	1155	1243	-
bicolor	two colours	K311B	1166	1243	1353	-



POUF 2 PLAZAS

2-SEATER POUF

monocolor	one colour	K210	1089	1166	1254	-
-----------	------------	------	------	------	------	---



ELEMENTO 2 PLAZAS CON RESPALDO

2-SEATER ELEMENT WITH BACKREST

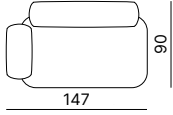
monocolor	one colour	K211M	1694	1815	1958	-
bicolor	two colours	K211B	1716	1848	2002	-



Norma Europea - European Standard EN16139

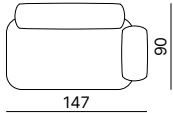
A petición versión ignífuga
Fire resistance Italian homologation on request

COD. CODE	CAT. A	CAT. C	CAT. D	CAT. P
	€	€	€	€



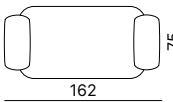
**ELEMENTO 2 PLAZAS
CON RESPALDO
Y 1 APOYO DERECHO** **2-SEATER ELEMENT
WITH BACKREST
AND 1 RIGHT SUPPORT**

monocolor	one colour	K212M	2035	2178	2343	-
bicolor	two colours	K212B	2057	2211	2387	-



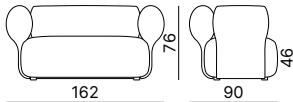
**ELEMENTO 2 PLAZAS
CON RESPALDO
Y 1 APOYO IZQUIERDO** **2-SEATER ELEMENT
WITH BACKREST
AND 1 LEFT SUPPORT**

monocolor	one colour	K213M	2035	2178	2343	-
bicolor	two colours	K213B	2057	2211	2387	-



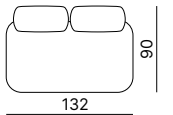
**ELEMENTO 2 PLAZAS
CON RESPALDO
Y 2 APOYOS LATERALES** **2-SEATER ELEMENT
WITH 2 SIDE SUPPORTS**

monocolor	one colour	K214M	1837	1958	2112	-
bicolor	two colours	K214B	1859	1991	2156	-



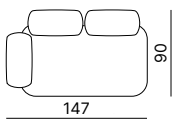
SOFÁ DOS PLAZAS **2-SEATER SOFA**

monocolor	one colour	K215M	2376	2541	2728	-
bicolor	two colours	K215B	2398	2574	2772	-



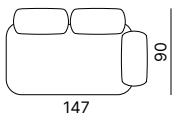
**ELEMENTO 2 PLAZAS
CON 2 RESPALDOS** **2-SEATER ELEMENT
WITH 2 SMALL BACKRESTS**

monocolor	one colour	K216M	1837	1958	2112	-
bicolor	two colours	K216B	1859	1991	2156	-



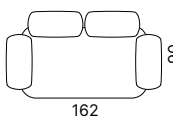
**ELEMENTO 2 PLAZAS
CON 2 RESPALDOS
Y 1 APOYO DERECHO** **2-SEATER ELEMENT
WITH 2 SMALL BACKRESTS
AND 1 RIGHT SUPPORT**

monocolor	one colour	K217M	2178	2321	2497	-
bicolor	two colours	K217B	2200	2354	2541	-



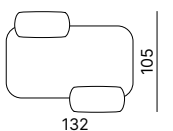
**ELEMENTO 2 PLAZAS
CON 2 RESPALDOS
Y 1 APOYO IZQUIERDO** **2-SEATER ELEMENT
WITH 2 SMALL BACKRESTS
AND 1 LEFT SUPPORT**

monocolor	one colour	K218M	2178	2321	2497	-
bicolor	two colours	K218B	2200	2354	2541	-



**ELEMENTO 2 PLAZAS
CON 2 RESPALDOS
Y 2 APOYOS** **2-SEATER ELEMENT
WITH 2 SMALL BACKRESTS
AND 2 SUPPORTS**

monocolor	one colour	K219M	2519	2684	2882	-
bicolor	two colours	K219B	2541	2717	2926	-



**ELEMENTO 2 PLAZAS
CON 2 RESPALDOS
OPUESTOS** **2-SEATER ELEMENT
WITH 2 OPPOSITE
SMALL BACKRESTS**

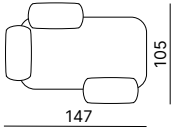
monocolor	one colour	K220M	1837	1958	2112	-
bicolor	two colours	K220B	1859	1991	2156	-



Norma Europea - European Standard EN16139

A petición versión ignífuga
Fire resistance Italian homologation on request

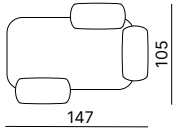
COD. CODE	CAT. A	CAT. C	CAT. D	CAT. P
	€	€	€	€



**ELEMENTO 2 PLAZAS
CON 2 RESPALDOS
OPUESTOS
Y 1 APOYO DERECHO**

**2-SEATER ELEMENT
WITH 2 OPPOSITE
SMALL BACKRESTS
AND 1 RIGHT SUPPORT**

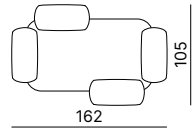
monocolor	one colour	K221M	2178	2321	2497	-
bicolor	two colours	K221B	2200	2354	2541	-



**ELEMENTO 2 PLAZAS
CON 2 RESPALDOS
OPUESTOS
Y 1 APOYO IZQUIERDO**

**2-SEATER ELEMENT
WITH 2 OPPOSITE
SMALL BACKRESTS
AND 1 LEFT SUPPORT**

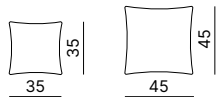
monocolor	one colour	K222M	2178	2321	2497	-
bicolor	two colours	K222B	2200	2354	2541	-



**ELEMENTO 2 PLAZAS
CON 2 RESPALDOS
OPUESTOS
Y 2 APOYOS**

**2-SEATER ELEMENT
WITH 2 OPPOSITE
SMALL BACKRESTS
AND 2 SUPPORTS**

monocolor	one colour	K223M	2519	2684	2882	-
bicolor	two colours	K223B	2541	2717	2926	-



cojinete 35x35	small cushion 35x35	KUS35	121	132	154	242
----------------	---------------------	-------	-----	-----	-----	-----


cojinete 45x45	small cushion 45x45	KUS45	143	154	176	264
----------------	---------------------	-------	-----	-----	-----	-----

NOTE: BICOLOR - TWO COLOURS
El primer código identifica el asiento. El segundo respaldos y apoyos.
The first code refers to seat and backrest. The second code refers to the backside.

KUADRA

Asiento liso - Flat seat

Asiento con costura cuadriculada
Seat with squared stitching



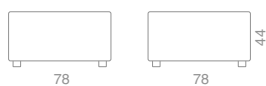
A petición versión ignífuga
Fire resistance Italian Homologation on request

COD. CODE	CAT. A	CAT. C	CAT. D	CAT. P
	€	€	€	€



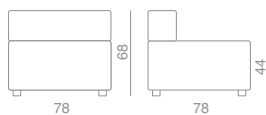
ASIENTO LISO	FLAT SEAT					
* pouf	* seat-pouf	KD7SE	407	429	451	539

ASIENTO CON COSTURA CUADRICULADA	SEAT WITH SQUARED STITCHING	ASIENTO CON COSTURA CUADRICULADA SEAT WITH SQUARED STITCHING				
• pouf	• seat-pouf	KD7SEQ	429	451	473	561



ASIENTO LISO	FLAT SEAT					
* pouf	* seat-pouf	KD1SE	638	671	726	869

ASIENTO CON COSTURA CUADRICULADA	SEAT WITH SQUARED STITCHING	ASIENTO CON COSTURA CUADRICULADA SEAT WITH SQUARED STITCHING				
• pouf	• seat-pouf	KD1SEQ	660	693	748	891



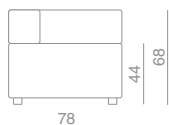
ASIENTO LISO	FLAT SEAT					
* elemento 1 plaza	* one-seat element	KD2SS	803	847	924	1144

ASIENTO CON COSTURA CUADRICULADA	SEAT WITH SQUARED STITCHING	ASIENTO CON COSTURA CUADRICULADA SEAT WITH SQUARED STITCHING				
• elemento 1 plaza	• one-seat element	KD2SSQ	825	869	946	1166



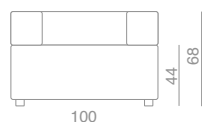
ASIENTO LISO	FLAT SEAT					
* elemento 2 plazas sin brazos	* 2-seats settee without arms	KD5DV	1243	1309	1430	1760

ASIENTO CON COSTURA CUADRICULADA	SEAT WITH SQUARED STITCHING	ASIENTO CON COSTURA CUADRICULADA SEAT WITH SQUARED STITCHING				
• elemento 2 plazas sin brazos	• 2-seats settee without arms	KD5DVQ	1276	1342	1463	1793



ASIENTO LISO	FLAT SEAT					
* elemento derecho-izquierdo	* right-left element	KD3DS	891	946	1056	1364

ASIENTO CON COSTURA CUADRICULADA	SEAT WITH SQUARED STITCHING	ASIENTO CON COSTURA CUADRICULADA SEAT WITH SQUARED STITCHING				
elemento derecho-izquierdo	• right-left element	KD3DSQ	913	968	1078	1386



ASIENTO LISO	FLAT SEAT					
* butaca	* armchair	KD4PL	1045	1100	1210	1518

ASIENTO CON COSTURA CUADRICULADA	SEAT WITH SQUARED STITCHING	ASIENTO CON COSTURA CUADRICULADA SEAT WITH SQUARED STITCHING				
• butaca	• armchair	KD4PLQ	1067	1122	1232	1540



ASIENTO LISO	FLAT SEAT					
* elemento 2 plazas con brazos	* 2-seats settee w/arms	KD6DV	1419	1496	1628	1991

ASIENTO CON COSTURA CUADRICULADA	SEAT WITH SQUARED STITCHING	ASIENTO CON COSTURA CUADRICULADA SEAT WITH SQUARED STITCHING				
• elemento 2 plazas con brazos	• 2-seats settee w/arms	KD6DVQ	1452	1529	1661	2024

NOTE: BICOLOR - TWO COLOURS
El primer código se refiere al asiento. El segundo se refiere al respaldo
The first code refers to seat. The second code refers to the backrest

€

+55



KUADRA TOP

Respaldo alto - High backside



A petición versión ignífuga
Fire resistance Italian Homologation on request

COD. CODE	CAT. A	CAT. C	CAT. D	CAT. P
	€	€	€	€

		MONOCOLOR	ONE COLOUR					
pouf	seat-pouf	KDT1M	638	671	726			

		MONOCOLOR	ONE COLOUR					
elemento 1 plaza	one-seat element	KDT2M	1199	1265	1386			

		BICOLOR	TWO COLOURS					
elemento 1 plaza	one-seat element	KDT2B	1243	1309	1430			

		MONOCOLOR	ONE COLOUR					
elemento derecho-izquierdo	right-left element	KDT3M	1584	1672	1837			

		BICOLOR	TWO COLOURS					
elemento derecho-izquierdo	right-left element	KDT3B	1628	1716	1881			

NOTE: BICOLOR - TWO COLOURS

Se fabrica dentro de la misma categoría de tejido. El primer código se refiere al asiento y respaldo. El segundo a la parte alta trasera.
It is made within same category and type of fabric. The first code refers to the seat and the backrest. The second code refers to the high backside.

OPTIONAL



KIT PREINSTALADO
THE SET MUST BE PRE-ASSEMBLED

DOBLE ENTRADA USB	DOUBLE USB CHARGE SET						
para dispositivos móviles	for mobile devices	KKRIC				215	

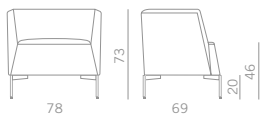
KENDO

Respaldo bajo
Low back



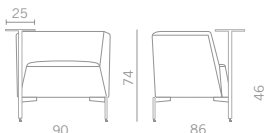
Norma Europea - European Standard EN1728 EN16139 EN1022
A petición versión ignífuga
Fire resistance Italian Homologation on request

COD. CODE	CAT. A	CAT. C	CAT. D	CAT. P		
	€	€	€	€		
MONOCOLOR ONE COLOUR						
butaca con pies blanco	armchair w/white feet	KD11MB	1452	1529	1639	1936
butaca con pies gris	armchair w/grey feet	KD11MG				
butaca con pies naranja	armchair w/orange feet	KD11MA				
butaca con pies lava	armchair w/lava feet	KD11ML				
butaca con pies negro	armchair w/black feet	KD11MN				
BICOLOR TWO COLOURS						
butaca con pies blanco	armchair w/white feet	KD11BB	1496	1573	1683	1980
butaca con pies gris	armchair w/grey feet	KD11BG				
butaca con pies naranja	armchair w/orange feet	KD11BA				
butaca con pies lava	armchair w/lava feet	KD11BL				
butaca con pies negro	armchair w/black feet	KD11BN				

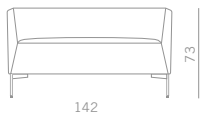


Con mesa giratoria - With revolving table

MONOCOLOR ONE COLOUR						
butaca con pies blanco	armchair w/white feet	KD11TMB	1540	1617	1727	2024
butaca con pies gris	armchair w/grey feet	KD11TMG				
butaca con pies naranja	armchair w/orange feet	KD11TMA				
butaca con pies lava	armchair w/lava feet	KD11TML				
butaca con pies negro	armchair w/black feet	KD11TMN				
BICOLOR TWO COLOURS						
butaca con pies blanco	armchair w/white feet	KD11TBB	1584	1661	1771	2068
butaca con pies gris	armchair w/grey feet	KD11TBG				
butaca con pies naranja	armchair w/orange feet	KD11TBA				
butaca con pies lava	armchair w/lava feet	KD11TBL				
butaca con pies negro	armchair w/black feet	KD11TBN				



MONOCOLOR ONE COLOUR						
sofá 2 plazas con pies blanco	2 seats w/white feet	KD12MB	1870	1969	2101	2508
sofá 2 plazas con pies gris	2 seats w/grey feet	KD12MG				
sofá 2 plazas con pies naranja	2 seats w/orange feet	KD12MA				
sofá 2 plazas con pies lava	2 seats w/lava feet	KD12ML				
sofá 2 plazas con pies negro	2 seats w/black feet	KD12MN				
BICOLOR TWO COLOURS						
sofá 2 plazas con pies blanco	2 seats w/white feet	KD12BB	1936	2035	2167	2574
sofá 2 plazas con pies gris	2 seats w/grey feet	KD12BG				
sofá 2 plazas con pies naranja	2 seats w/orange feet	KD12BA				
sofá 2 plazas con pies lava	2 seats w/lava feet	KD12BL				
sofá 2 plazas con pies negro	2 seats w/black feet	KD12BN				



Con mesa giratoria - With revolving table

MONOCOLOR ONE COLOUR						
sofá 2 plazas con pies blanco	2 seats w/white feet	KD12TMB	1958	2057	2189	2596
sofá 2 plazas con pies gris	2 seats w/grey feet	KD12TMG				
sofá 2 plazas con pies naranja	2 seats w/orange feet	KD12TMA				
sofá 2 plazas con pies lava	2 seats w/lava feet	KD12TML				
sofá 2 plazas con pies negro	2 seats w/black feet	KD12TMN				
BICOLOR TWO COLOURS						
sofá 2 plazas con pies blanco	2 seats w/white feet	KD12TBB	2024	2123	2255	2662
sofá 2 plazas con pies gris	2 seats w/grey feet	KD12TBG				
sofá 2 plazas con pies naranja	2 seats w/orange feet	KD12TBA				
sofá 2 plazas con pies lava	2 seats w/lava feet	KD12TBL				
sofá 2 plazas con pies negro	2 seats w/black feet	KD12TBN				



OPTIONAL: Aconsejado para versiones respaldo bajo
Suggested only for low back versions



ALMOHADILLA LUMBAR LUMBAR CUSHION	para butaca for armchair	KD11SH	220	231	253	308
--	--------------------------	--------	-----	-----	-----	-----



ALMOHADILLA LUMBAR LUMBAR CUSHION	para sofá for sofa	KD12SH	275	297	330	407
--	--------------------	--------	-----	-----	-----	-----

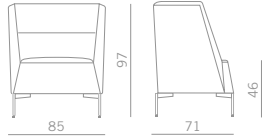
KENDO

Respaldo medio con almohadilla lumbar
Medium back with lumbar cushion



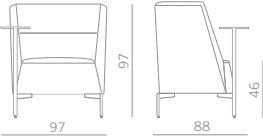
Norma Europea - European Standard EN1728 EN16139 EN1022
A petición versión ignífuga
Fire resistance Italian Homologation on request

COD. CODE	CAT. A	CAT. C	CAT. D	CAT. P
	€	€	€	€

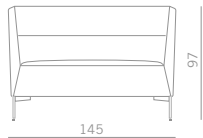


MONOCOLOR			ONE COLOUR			
butaca con pies blanco	armchair w/white feet	KD41MB	1903	2002	2134	2596
butaca con pies gris	armchair w/grey feet	KD41MG				
butaca con pies naranja	armchair w/orange feet	KD41MA				
butaca con pies lava	armchair w/lava feet	KD41ML				
butaca con pies negro	armchair w/black feet	KD41MN				
BICOLOR			TWO COLOURS			
butaca con pies blanco	armchair w/white feet	KD41BB	1958	2057	2189	2651
butaca con pies gris	armchair w/grey feet	KD41BG				
butaca con pies naranja	armchair w/orange feet	KD41BA				
butaca con pies lava	armchair w/lava feet	KD41BL				
butaca con pies negro	armchair w/black feet	KD41BN				

Con mesa giratoria - With revolving table

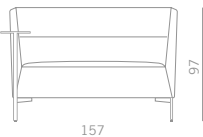


MONOCOLOR			ONE COLOUR			
butaca con pies blanco	armchair w/white feet	KD41TMB	1991	2090	2222	2684
butaca con pies gris	armchair w/grey feet	KD41TMG				
butaca con pies naranja	armchair w/orange feet	KD41TMA				
butaca con pies lava	armchair w/lava feet	KD41TML				
butaca con pies negro	armchair w/black feet	KD41TMN				
BICOLOR			TWO COLOURS			
butaca con pies blanco	armchair w/white feet	KD41TBB	2046	2145	2277	2739
butaca con pies gris	armchair w/grey feet	KD41TBG				
butaca con pies naranja	armchair w/orange feet	KD41TBA				
butaca con pies lava	armchair w/lava feet	KD41TBL				
butaca con pies negro	armchair w/black feet	KD41TBN				



MONOCOLOR			ONE COLOUR			
sofá 2 plazas con pies blanco	2 seats w/white feet	KD42MB	2442	2574	2772	3399
sofá 2 plazas con pies gris	2 seats w/grey feet	KD42MG				
sofá 2 plazas con pies naranja	2 seats w/orange feet	KD42MA				
sofá 2 plazas con pies lava	2 seats w/lava feet	KD42ML				
sofá 2 plazas con pies negro	2 seats w/black feet	KD42MN				
BICOLOR			TWO COLOURS			
sofá 2 plazas con pies blanco	2 seats w/white feet	KD42BB	2519	2651	2849	3476
sofá 2 plazas con pies gris	2 seats w/grey feet	KD42BG				
sofá 2 plazas con pies naranja	2 seats w/orange feet	KD42BA				
sofá 2 plazas con pies lava	2 seats w/lava feet	KD42BL				
sofá 2 plazas con pies negro	2 seats w/black feet	KD42BN				

Con mesa giratoria - With revolving table



MONOCOLOR			ONE COLOUR			
sofá 2 plazas con pies blanco	2 seats w/white feet	KD42TMB	2530	2662	2860	3487
sofá 2 plazas con pies gris	2 seats w/grey feet	KD42TMG				
sofá 2 plazas con pies naranja	2 seats w/orange feet	KD42TMA				
sofá 2 plazas con pies lava	2 seats w/lava feet	KD42TML				
sofá 2 plazas con pies negro	2 seats w/black feet	KD42TMN				
BICOLOR			TWO COLOURS			
sofá 2 plazas con pies blanco	2 seats w/white feet	KD42TBB	2607	2739	2937	3564
sofá 2 plazas con pies gris	2 seats w/grey feet	KD42TBG				
sofá 2 plazas con pies naranja	2 seats w/orange feet	KD42TBA				
sofá 2 plazas con pies lava	2 seats w/lava feet	KD42TBL				
sofá 2 plazas con pies negro	2 seats w/black feet	KD42TBN				

NOTE: BICOLOR - TWO COLOURS
El primer código identifica las partes internas de asiento respaldo y brazos. El segundo todas las partes externas y almohadilla lumbar en las versiones medias y altas.
The first code refers to the inner parts of seat, backrest and arms. The second one refers to all external parts and the lumbar cushion for the high and medium versions.

NOTE: La mesa giratoria se puede montar a la derecha o a la izquierda.
The revolving table can be assembled either on the right or on the left side.

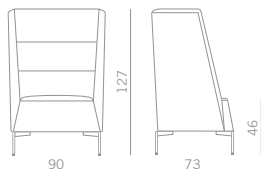
KENDO

Respaldo alto con almohadilla lumbar
High back with lumbar cushion



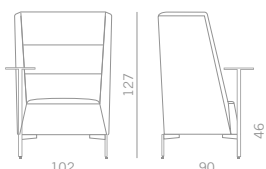
Norma Europea - European Standard EN1728 EN16139 EN1022
Testado UNI EN ISO 354 para insonorización
UNI EN ISO 354 acoustic absorption test
A petición versión ignífuga
Fire resistance Italian Homologation on request

COD. CODE	CAT. A	CAT. C	CAT. D	CAT. P
	€	€	€	€

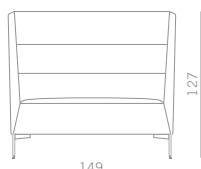


MONOCOLOR		ONE COLOUR		2112	2222	2387	2937
butaca con pies blanco	armchair w/white feet	KD31MB					
butaca con pies gris	armchair w/grey feet	KD31MG					
butaca con pies naranja	armchair w/orange feet	KD31MA					
butaca con pies lava	armchair w/lava feet	KD31ML					
butaca con pies negro	armchair w/black feet	KD31MN					
BICOLOR		TWO COLOURS		2167	2277	2442	2992
butaca con pies blanco	armchair w/white feet	KD31BB					
butaca con pies gris	armchair w/grey feet	KD31BG					
butaca con pies naranja	armchair w/orange feet	KD31BA					
butaca con pies lava	armchair w/lava feet	KD31BL					
butaca con pies negro	armchair w/black feet	KD31BN					

Con mesa giratoria - With revolving table



MONOCOLOR		ONE COLOUR		2200	2310	2475	3025
butaca con pies blanco	armchair w/white feet	KD31TMB					
butaca con pies gris	armchair w/grey feet	KD31TMG					
butaca con pies naranja	armchair w/orange feet	KD31TMA					
butaca con pies lava	armchair w/lava feet	KD31TML					
butaca con pies negro	armchair w/black feet	KD31TMN					
BICOLOR		TWO COLOURS		2266	2376	2541	3091
butaca con pies blanco	armchair w/white feet	KD31TBB					
butaca con pies gris	armchair w/grey feet	KD31TBG					
butaca con pies naranja	armchair w/orange feet	KD31TBA					
butaca con pies lava	armchair w/lava feet	KD31TBL					
butaca con pies negro	armchair w/black feet	KD31TBN					



MONOCOLOR		ONE COLOUR		2673	2816	3047	3751
sofá 2 plazas con pies blanco	2 seats w/white feet	KD32MB					
sofá 2 plazas con pies gris	2 seats w/grey feet	KD32MG					
sofá 2 plazas con pies naranja	2 seats w/orange feet	KD32MA					
sofá 2 plazas con pies lava	2 seats w/lava feet	KD32ML					
sofá 2 plazas con pies negro	2 seats w/black feet	KD32MN					
BICOLOR		TWO COLOURS		2761	2904	3135	3839
sofá 2 plazas con pies blanco	2 seats w/white feet	KD32BB					
sofá 2 plazas con pies gris	2 seats w/grey feet	KD32BG					
sofá 2 plazas con pies naranja	2 seats w/orange feet	KD32BA					
sofá 2 plazas con pies lava	2 seats w/lava feet	KD32BL					
sofá 2 plazas con pies negro	2 seats w/black feet	KD32BN					

Con mesa giratoria - With revolving table



MONOCOLOR		ONE COLOUR		2761	2904	3135	3839
sofá 2 plazas con pies blanco	2 seats w/white feet	KD32TMB					
sofá 2 plazas con pies gris	2 seats w/grey feet	KD32TMG					
sofá 2 plazas con pies naranja	2 seats w/orange feet	KD32TMA					
sofá 2 plazas con pies lava	2 seats w/lava feet	KD32TML					
sofá 2 plazas con pies negro	2 seats w/black feet	KD32TMN					
BICOLOR		TWO COLOURS		2849	2992	3223	3927
sofá 2 plazas con pies blanco	2 seats w/white feet	KD32TBB					
sofá 2 plazas con pies gris	2 seats w/grey feet	KD32TBG					
sofá 2 plazas con pies naranja	2 seats w/orange feet	KD32TBA					
sofá 2 plazas con pies lava	2 seats w/lava feet	KD32TBL					
sofá 2 plazas con pies negro	2 seats w/black feet	KD32TBN					

NOTE: BICOLOR - TWO COLOURS
El primer código identifica las partes internas de asiento respaldo y brazos. El segundo todas las partes externas y almohadilla lumbar en las versiones medias y altas.
The first code refers to the inner parts of seat, backrest and arms. The second one refers to all external parts and the lumbar cushion for the high and medium versions.

NOTE: La mesa giratoria se puede montar a la derecha o a la izquierda.
The revolving table can be assembled either on the right or on the left side.

KENDO (POUF)

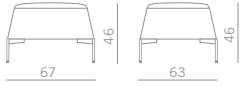


Norma Europea - European Standard EN1728 EN16139 EN1022
A petición versión ignífuga
Fire resistance Italian Homologation on request

COD. CODE	CAT. A	CAT. C	CAT. D	CAT. P
	€	€	€	€

MONOCOLOR		ONE COLOUR		836	869	913	1023
pouf con pies blanco		pouf w/white feet	KD10MB				
pouf con pies gris		pouf w/grey feet	KD10MG				
pouf con pies naranja		pouf w/orange feet	KD10MA				
pouf con pies lava		pouf w/lava feet	KD10ML				
pouf con pies negro		pouf w/black feet	KD10MN				

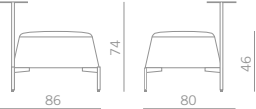
BICOLOR		TWO COLOURS		869	902	946	1056
pouf con pies blanco		pouf w/white feet	KD10BB				
pouf con pies gris		pouf w/grey feet	KD10BG				
pouf con pies naranja		pouf w/orange feet	KD10BA				
pouf con pies lava		pouf w/lava feet	KD10BL				
pouf con pies negro		pouf w/black feet	KD10BN				



Con mesa giratoria - With revolving table

MONOCOLOR		ONE COLOUR		924	957	1001	1111
pouf con pies blanco		pouf w/white feet	KD10TMB				
pouf con pies gris		pouf w/grey feet	KD10TMG				
pouf con pies naranja		pouf w/orange feet	KD10TMA				
pouf con pies lava		pouf w/lava feet	KD10TML				
pouf con pies negro		pouf w/black feet	KD10TMN				

BICOLOR		TWO COLOURS		957	990	1034	1144
pouf con pies blanco		pouf w/white feet	KD10TBB				
pouf con pies gris		pouf w/grey feet	KD10TBG				
pouf con pies naranja		pouf w/orange feet	KD10TBA				
pouf con pies lava		pouf w/lava feet	KD10TBL				
pouf con pies negro		pouf w/black feet	KD10TBN				



MONOCOLOR		ONE COLOUR		1133	1177	1243	1408
pouf con pies blanco		pouf w/white feet	KD20MB				
pouf con pies gris		pouf w/grey feet	KD20MG				
pouf con pies naranja		pouf w/orange feet	KD20MA				
pouf con pies lava		pouf w/lava feet	KD20ML				
pouf con pies negro		pouf w/black feet	KD20MN				

BICOLOR		TWO COLOURS		1177	1221	1287	1452
pouf con pies blanco		pouf w/white feet	KD20BB				
pouf con pies gris		pouf w/grey feet	KD20BG				
pouf con pies naranja		pouf w/orange feet	KD20BA				
pouf con pies lava		pouf w/lava feet	KD20BL				
pouf con pies negro		pouf w/black feet	KD20BN				



Con mesa giratoria - With revolving table

MONOCOLOR		ONE COLOUR		1221	1265	1331	1496
pouf con pies blanco		pouf w/white feet	KD20TMB				
pouf con pies gris		pouf w/grey feet	KD20TMG				
pouf con pies naranja		pouf w/orange feet	KD20TMA				
pouf con pies lava		pouf w/lava feet	KD20TML				
pouf con pies negro		pouf w/black feet	KD20TMN				

BICOLOR		TWO COLOURS		1265	1309	1375	1540
pouf con pies blanco		pouf w/white feet	KD20TBB				
pouf con pies gris		pouf w/grey feet	KD20TBG				
pouf con pies naranja		pouf w/orange feet	KD20TBA				
pouf con pies lava		pouf w/lava feet	KD20TBL				
pouf con pies negro		pouf w/black feet	KD20TBN				



OPTIONAL



KIT PREINSTALADO
THE SET MUST BE PRE-ASSEMBLED

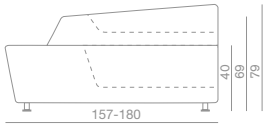
DOBLE ENTRADA USB		DOUBLE USB CHARGE SET		215
para dispositivos móviles		for mobile devices	KKRIC	

KALEIDO



Norma Europea - European Standard EN1728
 A petición versión ignífuga
 Fire resistance Italian Homologation on request

COD. CODE	CAT. A	CAT. C	CAT. D	CAT. P
	€	€	€	€



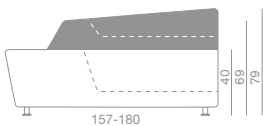
MONOCOLOR

elemento derecho

ONE COLOUR

right element

KL1DXM	2398	2508	2673	—
--------	------	------	------	---



BICOLOR

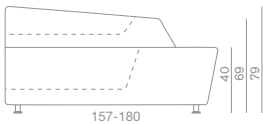
elemento derecho

TWO COLOURS

right element



KL1DXB	2464	2574	2761	—
--------	------	------	------	---



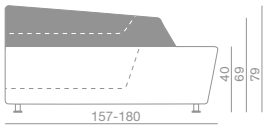
MONOCOLOR

elemento izquierdo

ONE COLOUR

left element

KL2SXM	2398	2508	2673	—
--------	------	------	------	---



BICOLOR

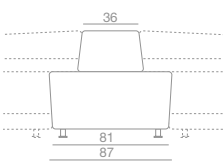
elemento izquierdo

TWO COLOURS

left element



KL2SXB	2464	2574	2761	—
--------	------	------	------	---



MONOCOLOR

elemento angular

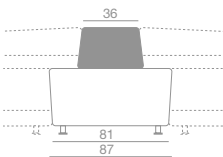
o elemento de conexión

ONE COLOUR

corner element

or linking element

KL3ACM	1507	1573	1694	—
--------	------	------	------	---



BICOLOR

elemento angular

o elemento de conexión

TWO COLOURS

corner element

or linking element

KL3ACB	1540	1606	1727	—
--------	------	------	------	---

NOTE: Las medidas se encuentran en el catálogo técnico.
 The overall dimensions, according to the different compositions, are indicated on the technical catalogue.

NOTE: **BICOLOR - TWO COLOURS**
 Se fabrica dentro de la misma categoría de tejido. El primer código se refiere al asiento y a las partes laterales del respaldo.
 El segundo código se refiere al respaldo y a las partes laterales del asiento.
 Made within the same upholstery category. The first code refers to the seat and to the side parts of the back.
 The second one to the back and the side parts of the seat.

KALEIDO



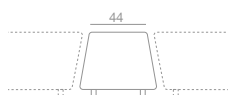
Norma Europea - European Standard EN1728
 A petición versión ignífuga
 Fire resistance Italian Homologation on request

COD. CODE	CAT. A	CAT. C	CAT. D	CAT. P
	€	€	€	€



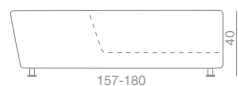
MONOCOLOR	ONE COLOUR
elemento angular	corner seat
o elemento de conexión	or linking seat

KL4ACM	1078	1133	1210	-
---------------	-------------	-------------	-------------	----------



MONOCOLOR	ONE COLOUR
elemento de conexión	linking seat

KL5CCM	715	748	792	-
---------------	------------	------------	------------	----------



MONOCOLOR	ONE COLOUR
elemento derecho	right seat

KL6DXM	1683	1760	1881	-
---------------	-------------	-------------	-------------	----------



MONOCOLOR	ONE COLOUR
elemento izquierdo	left seat

KL7SXM	1683	1760	1881	-
---------------	-------------	-------------	-------------	----------

OPTIONAL



KIT PREINSTALADO
THE SET MUST BE PRE-ASSEMBLED

DOBLE ENTRADA USB	DOUBLE USB CHARGE SET
para dispositivos móviles	for mobile devices

KKRIC	215
--------------	------------

KEY JOIN

A petición
On request



Norma Europea - European Standard EN16139

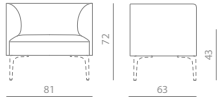
A petición versión ignífuga
Fire resistance Italian homologation (on request)

COD. CODE	CAT. A	CAT. C	CAT. D	CAT. P
	€	€	€	€

ELEMENTOS ENSAMBLADOS CON BRAZOS, PIES NO INCLUIDOS

ASSEMBLED ELEMENTS WITH ARMS FEET NOT INCLUDED

PIES NO INCLUIDOS - FEET NOT INCLUDED



MONOCOLOR

ONE COLOR

butaca

armchair

KJ1M

1331

1419

1551

2035

BICOLOR

TWO COLOURS

butaca

armchair

KJ1B

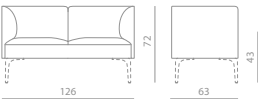
1419

1518

1650

2112

PIES NO INCLUIDOS - FEET NOT INCLUDED



MONOCOLOR

ONE COLOR

sofá 2 plazas

2-seater sofa

KJ2M

1793

1914

2079

2673

BICOLOR

TWO COLOURS

sofá 2 plazas

2-seater sofa

KJ2B

1892

2024

2200

2783

PIES NO INCLUIDOS - FEET NOT INCLUDED



MONOCOLOR

ONE COLOR

sofá 3 plazas

3-seater sofa

KJ3M

2299

2453

2662

3366

BICOLOR

TWO COLOURS

sofá 3 plazas

3-seater sofa

KJ3B

2398

2563

2794

3553



KEY JOIN/AB PIES PINTADOS BLANCO / WHITE PAINTED FEET
KEY JOIN/AN PIES PINTADOS NEGRO / BLACK PAINTED FEET
KEY JOIN/AT PIES PINTADOS ARENA / DOVE-COLOR PAINTED FEET
KEY JOIN/AL PIES ALUMINIO PULIDO / POLISHED ALU FEET

AB €=
AN €=
AT €=
AL €=

conjunto de 4 pies

feet set (4 pcs.)

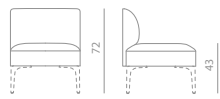
KJ4P

242

ELEMENTOS ENSAMBLADOS PIES NO INCLUIDOS

ASSEMBLED ELEMENTS WITHOUT ARMS FEET NOT INCLUDED

PIES NO INCLUIDOS - FEET NOT INCLUDED



MONOCOLOR

ONE COLOR

elemento 1 plaza

1-seater element

KJ01M

902

957

1034

1331

BICOLOR

TWO COLOURS

elemento 1 plaza

1-seater element

KJ01B

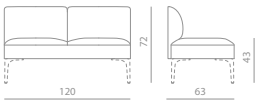
968

1034

1133

1463

PIES NO INCLUIDOS - FEET NOT INCLUDED



MONOCOLOR

ONE COLOR

elemento 2 plazas

2-seater element

KJ02M

1342

1430

1551

1969

BICOLOR

Two colours

elemento 2 plazas

2-seater element

KJ02B

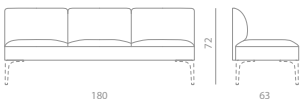
1408

1507

1639

2079

PIES NO INCLUIDOS - FEET NOT INCLUDED



MONOCOLOR

ONE COLOR

elemento 3 plazas

3-seater element

KJ03M

1793

1903

2046

2552

BICOLOR

TWO COLOURS

elemento 3 plazas

3-seater element

KJ03B

1892

2024

2200

2805



KEY JOIN/AB PIES PINTADOS BLANCO / WHITE PAINTED FEET
KEY JOIN/AN PIES PINTADOS NEGRO / BLACK PAINTED FEET
KEY JOIN/AT PIES PINTADOS ARENA / DOVE-COLOR PAINTED FEET
KEY JOIN/AL PIES ALUMINIO PULIDO / POLISHED ALU FEET

AB €=
AN €=
AT €=
AL €=

conjunto de 4 pies

feet set (4 pcs.)

KJ4P

242

NOTE:

BICOLOR - TWO COLOURS

El primer código identifica el asiento. El segundo el respaldo.

The first code refers to the seat. The second code refers to the backrest.

KEY JOIN



Norma Europea - European Standard EN16139

A petición versión ignífuga
Fire resistance Italian homologation (on request)

	<i>ELEMENTOS MODULARES PARA ENSAMBLAR, PIES NO INCLUIDOS</i>	<i>MODULAR ELEMENTS TO BE ASSEMBLED FEET NOT INCLUDED</i>	COD. CODE	CAT. A	CAT. C	CAT. D	CAT. P
				€	€	€	€
	ASIENTO	SEAT		PIES NO INCLUIDOS - FEET NOT INCLUDED			
	1 plaza/ángulo	1-seater element/angle	KJ1SED	616	660	715	913
	ASIENTO	SEAT		PIES NO INCLUIDOS - FEET NOT INCLUDED			
	2 plazas	2-seater element	KJ2SED	902	957	1034	1287
	ASIENTO	SEAT		PIES NO INCLUIDOS - FEET NOT INCLUDED			
	3 plazas	3-seater element	KJ3SED	1188	1254	1353	1683
	RESPALDO	BACKREST		PIES NO INCLUIDOS - FEET NOT INCLUDED			
	bajo	low	KJ5SCHB	462	495	550	759
	ASIENTO Y RESPALDO MONOCOLOR	SEAT AND BACKREST ONE COLOR		PIES NO INCLUIDOS - FEET NOT INCLUDED			
	1 plaza respaldo bajo	1-seater low backrest	KJ01M	902	957	1034	1331
	BICOLOR	TWO COLOURS		PIES NO INCLUIDOS - FEET NOT INCLUDED			
	1 plaza respaldo bajo	1-seater low backrest	KJ01B	968	1034	1133	1463
	RESPALDO	BACKREST		PIES NO INCLUIDOS - FEET NOT INCLUDED			
	ángulo/bajo	angle/low side	KJ6SCHBA	704	748	803	1034
	ASIENTO Y RESPALDO MONOCOLOR	SEAT AND BACKREST ONE COLOR		PIES NO INCLUIDOS - FEET NOT INCLUDED			
	ángulo/bajo	angle/low side	KJ6SSBAM	1133	1199	1298	1628
	BICOLOR	TWO COLOR		PIES NO INCLUIDOS - FEET NOT INCLUDED			
	ángulo/bajo	angle/low side	KJ6SSBAB	1177	1254	1353	1716
	RESPALDO	BACKREST		PIES NO INCLUIDOS - FEET NOT INCLUDED			
	alto	high	KJ7SCHA	594	627	682	-
	RESPALDO	BACKREST		PIES NO INCLUIDOS - FEET NOT INCLUDED			
	ángulo/alto	angle/high side	KJ8SCHAA	979	1045	1122	-
	ASIENTO Y RESPALDO MONOCOLOR	SEAT AND BACKREST ONE COLOR		PIES NO INCLUIDOS - FEET NOT INCLUDED			
	ángulo/alto	angle/high side	KJ8SSAAM	1441	1529	1661	-
	BICOLOR	TWO COLOR		PIES NO INCLUIDOS - FEET NOT INCLUDED			
	ángulo/alto	angle/high side	KJ8SSAAB	1485	1573	1716	-
	ASIENTO Y RESPALDO MONOCOLOR	SEAT AND BACKREST ONE COLOR		PIES NO INCLUIDOS - FEET NOT INCLUDED			
	2 plazas alto	2-seater high side	KJ9SSAAM	2464	2607	2827	-
	BICOLOR	TWO COLOURS		PIES NO INCLUIDOS - FEET NOT INCLUDED			
	2 plazas alto	2-seater high side	KJ9SSAAB	2519	2684	2926	-

KEY JOIN



		COD. CODE	€
--	--	-----------	---

**MESAS EN MELAMINICO,
PIES EXCLUIDOS**

**MELAMINIC TABLE TOPS
FEET NOT INCLUDED**

	UTILIZAR ENTRE ELEMENTOS O TERMINAL	USE BETWEEN ELEMENTS OR END POSITION		
	mesa blanca	white table top	KJ30TB	198
	mesa negra	black table top	KJ30TN	198
	mesa de esquina en blanco	white table top	KJ60TB	231
	mesa de esquina en negro	black table top	KJ60TN	231
	mesa de esquina en blanco	white angle table top	KJ63TB	231
	mesa de esquina en negro	black angle table top	KJ63TN	231
	mesa triangular en blanco	white triangle table top	KJ73TB	231
	mesa triangular en negro	black triangle table top	KJ73TN	231

**PIES EN ALUMINIO
PARA ELEMENTOS ASIENTOS
Y MESAS**

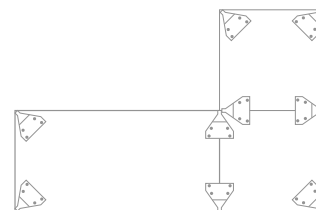
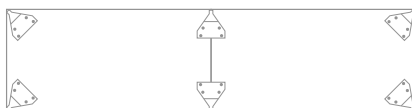
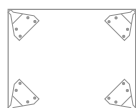
**ALUMINIUM FEET
FOR SEAT ELEMENTS
AND TABLE TOPS**

KEY JOIN/AB PIES PINTADOS BLANCO / WHITE PAINTED FEET AB €=
 KEY JOIN/AN PIES PINTADOS NEGRO / BLACK PAINTED FEET AN €=
 KEY JOIN/AT PIES PINTADOS ARENA / DOVE-COLOR PAINTED FEET AT €=
 KEY JOIN/AL PIES ALUMINIO PULIDO / POLISHED ALU FEET AL €=

	conjunto de 4 pies	feet set (4 pcs.)	KJ4P	242
	conjunto de 6 pies	feet set (6 pcs.)	KJ6P	363
	pie adicional (para elementos de esquina de 90°)	additional single feet (for 90° angle elements)	KJ1P	61

EJEMPLO DE CANTIDADES DE PIES NECESARIOS PARA UNIR LOS DISTINOS ELEMENTOS

EXAMPLES OF FEET QUANTITY NEEDED TO JOIN THE VARIOUS ELEMENTS



n°4 pies/ feet	n°6 pies/ feet	n°9 pies/ feet
n°1 KJ4P	n°1 KJ6P	n°1 KJ1P n°2 KJ4P

OPTIONAL



**KIT PREINSTALADO
THE SET MUST BE PRE-ASSEMBLED**

DOBLE ENTRADA USB
para dispositivos móviles

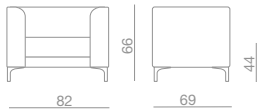
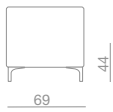
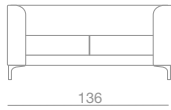
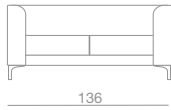
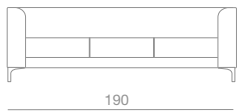
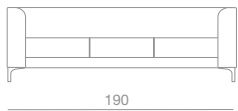
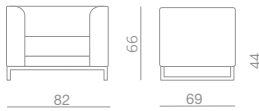
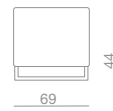
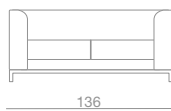
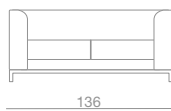


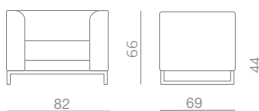
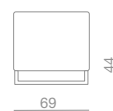




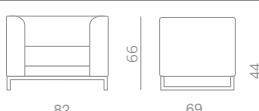
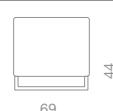
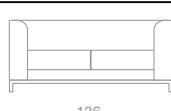
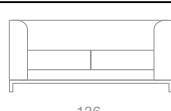


DOUBLE USB CHARGE SET
for mobile devices

KKRIC

215



A petición versión ignífuga
Fire resistance Italian Homologation on request

		COD. CODE	CAT. A	CAT. C	CAT. D	CAT. P
			€	€	€	€
con 4 pies cromados - with 4 chromed feet		CON 4 PIES CROMADOS WITH 4 CHROMED FEET				
	MONOCOLOR	ONE COLOR				
	butaca	armchair	KS11M4	1078	1144	1265
	BICOLOR	TWO COLOURS				
	butaca	armchair	KS11B4	1122	1188	1309
	MONOCOLOR	ONE COLOR				
	sofá 2 plazas	two-seats settee	KS12M4	1507	1595	1749
	BICOLOR	TWO COLOURS				
	sofá 2 plazas	two-seats settee	KS12B4	1551	1639	1793
	MONOCOLOR	ONE COLOR				
	sofá 3 plazas	three-seats settee	KS13M4	1903	2013	2211
	BICOLOR	TWO COLOURS				
	sofá 3 plazas	three-seats settee	KS13B4	1958	2068	2266
con estructura pintada alu. - w/alu. painted frame		CON ESTRUCTURA PINTADA ALU. WITH ALU. PAINTED FRAME				
	MONOCOLOR	ONE COLOR				
	butaca	armchair	KS21MV	1144	1210	1331
	BICOLOR	TWO COLOURS				
	butaca	armchair	KS21BV	1188	1254	1375
	MONOCOLOR	ONE COLOR				
	sofá 2 plazas	two-seats settee	KS22MV	1606	1694	1848
	BICOLOR	TWO COLOURS				
	sofá 2 plazas	two-seats settee	KS22BV	1650	1738	1892
	MONOCOLOR	ONE COLOR				
	sofá 3 plazas	three-seats settee	KS23MV	2002	2112	2310
	BICOLOR	TWO COLOURS				
	sofá 3 plazas	three-seats settee	KS23BV	2057	2167	2365
pintada negra - w/black painted frame		CON ESTRUCTURA PINTADA NEGRA WITH BLACK PAINTED FRAME				
	MONOCOLOR	ONE COLOR				
	butaca	armchair	KS21MN	1144	1210	1331
	BICOLOR	TWO COLOURS				
	butaca	armchair	KS21BN	1188	1254	1375
	MONOCOLOR	ONE COLOR				
	sofá 2 plazas	two-seats settee	KS22MN	1606	1694	1848
	BICOLOR	TWO COLOURS				
	sofá 2 plazas	two-seats settee	KS22BN	1650	1738	1892
	MONOCOLOR	ONE COLOR				
	sofá 3 plazas	three-seats settee	KS23MN	2002	2112	2310
	BICOLOR	TWO COLOURS				
	sofá 3 plazas	three-seats settee	KS23BN	2057	2167	2365
c/estructura cromada - w/chromed frame		CON ESTRUCTURA CROMADA WITH CHROMED FRAME				
	MONOCOLOR	ONE COLOR				
	butaca	armchair	KS31MC	1199	1265	1386
	BICOLOR	TWO COLOURS				
	butaca	armchair	KS31BC	1243	1309	1430
	MONOCOLOR	ONE COLOR				
	sofá 2 plazas	two-seats settee	KS32MC	1672	1760	1914
	BICOLOR	TWO COLOURS				
	sofá 2 plazas	two-seats settee	KS32BC	1716	1804	1958
	MONOCOLOR	ONE COLOR				
	sofá 3 plazas	three-seats settee	KS33MC	2123	2233	2431
	BICOLOR	TWO COLOURS				
	sofá 3 plazas	three-seats settee	KS33BC	2178	2288	2486

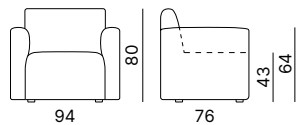
NOTE: **BICOLOR** - El primer código identifica el asiento. El segundo respaldo y brazos.
TWO COLOURS - The first code refers to the seat. The second code refers to arms and backrest.



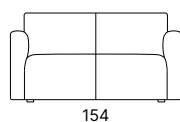
Norma Europea - European Standard EN16139

A petición versión ignífuga
Fire resistance Italian homologation on request

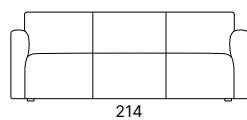
COD. CODE	CAT. A	CAT. C	CAT. D	CAT. P
	€	€	€	€



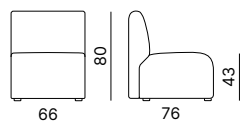
MONOCOLOR		ONE COLOR		KSS12M	1650	1793	1980	2563
butaca	armchair							
BICOLOR		TWO COLOURS		KSS12B	1749	1892	2101	2618
butaca	armchair							



MONOCOLOR		ONE COLOR		KSS22M	2057	2222	2464	3168
Sofá 2 plazas	two-seats settee							
BICOLOR		TWO COLOURS		KSS22B	2167	2332	2574	3212
Sofá 2 plazas	two-seats settee							



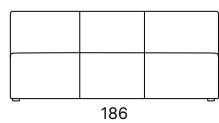
MONOCOLOR		ONE COLOR		KSS32M	2486	2695	2981	3839
Sofá 3 plazas	three-seats settee							
BICOLOR		TWO COLOURS		KSS32B	2607	2827	3124	3938
Sofá 3 plazas	three-seats settee							



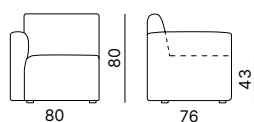
MONOCOLOR		ONE COLOR		KSS1M	1100	1177	1276	1584
elemento 1 plaza	1 seater element							
BICOLOR		TWO COLOURS		KSS1B	1199	1276	1397	1672
elemento 1 plaza	1 seater element							



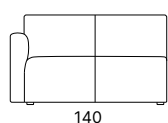
MONOCOLOR		ONE COLOR		KSS2M	1507	1606	1760	2222
elemento 2 plazas	2 seater element							
BICOLOR		TWO COLOURS		KSS2B	1617	1716	1870	2266
elemento 2 plazas	2 seater element							



MONOCOLOR		ONE COLOR		KSS3M	1936	2079	2277	2893
elemento 3 plazas	3 seater element							
BICOLOR		TWO COLOURS		KSS3B	2057	2211	2420	2992
elemento 3 plazas	3 seater element							



MONOCOLOR		ONE COLOR		KSS1MDX	1375	1485	1628	2057
elemento 1 plaza brazo derecho	1 seater element right arm							
BICOLOR		TWO COLOURS		KSS1BDX	1474	1584	1749	2145
elemento 1 plaza brazo derecho	1 seater element right arm							



MONOCOLOR		ONE COLOR		KSS2MDX	1782	1914	2112	2695
elemento 2 plazas brazo derecho	2 seater element right arm							
BICOLOR		TWO COLOURS		KSS2BDX	1892	2024	2222	2739
elemento 2 plazas brazo derecho	2 seater element right arm							



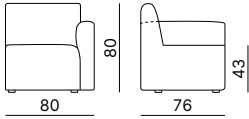
MONOCOLOR		ONE COLOR		KSS3MDX	2211	2387	2629	3366
elemento 3 plazas brazo derecho	3 seater element right arm							
BICOLOR		TWO COLOURS		KSS3BDX	2332	2519	2772	3465
elemento 3 plazas brazo derecho	3 seater element right arm							



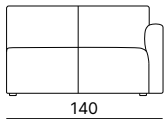
Norma Europea - European Standard EN16139

A petición versión ignífuga
Fire resistance Italian homologation on request


COD. CODE	CAT. A	CAT. C	CAT. D	CAT. P
	€	€	€	€



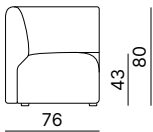
MONOCOLOR		ONE COLOR				
elemento 1 plaza brazo izquierdo	1 seater element left arm	KSS1MSX	1375	1485	1628	2057
BICOLOR		TWO COLOURS				
elemento 1 plaza brazo izquierdo	1 seater element left arm	KSS1BSX	1474	1584	1749	2145



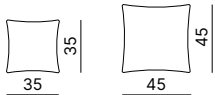
MONOCOLOR		ONE COLOR				
elemento 2 plazas brazo izquierdo	2 seater element left arm	KSS2MSX	1782	1914	2112	2695
BICOLOR		TWO COLOURS				
elemento 2 plazas brazo izquierdo	2 seater element left arm	KSS2BSX	1892	2024	2222	2739



MONOCOLOR		ONE COLOR				
elemento 3 plazas brazo izquierdo	3 seater element left arm	KSS3MSX	2211	2387	2629	3366
BICOLOR		TWO COLOURS				
elemento 3 plazas brazo izquierdo	3 seater element left arm	KSS3BSX	2332	2519	2772	3465



MONOCOLOR		ONE COLOR				
elemento angulo	angle element	KSS4M	1386	1496	1650	2156
BICOLOR		TWO COLOURS				
elemento angulo	angle element	KSS4B	1463	1584	1749	2233



cojinetes 35x35	small cushion 35x35	KUS35	121	132	154	242
cojinetes 45x45	small cushion 45x45	KUS45	143	154	176	264

OPTIONAL



KIT PREINSTALADO
THE SET MUST BE PRE-ASSEMBLED

DOBLE ENTRADA USB		DOUBLE USB CHARGE SET	
para dispositivos móviles	for mobile devices	KKRIC	215

NOTE: BICOLOR - El primer código identifica el asiento, el segundo brazos y respaldo.
TWO COLOURS - The first code refers to the seat. The second code refers to arms and backrest.

KLINT

Versión respaldo liso
Flat back version



Norma Europea - European Standard EN16139

A petición versión ignífuga

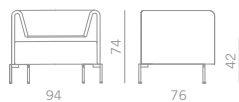
Fire resistance Italian Homologation on request

COD. CODE	CAT. A	CAT. C	CAT. D	CAT. P
	€	€	€	€

VERSIÓN PIES FEET VERSION

KLINT/VB PIES PINTADOS BLANCO / WHITE PAINTED FEET
KLINT/VG PIES PINTADOS GRIS / GREY PAINTED FEET
KLINT/VA PIES PINTADOS NARANJA / ORANGE PAINTED FEET
KLINT/VL PIES PINTADOS LAVA / LAVA PAINTED FEET
KLINT/VN PIES PINTADOS NEGRO / BLACK PAINTED FEET

VB €=
VG €=
VA €=
VL €=
VN €=



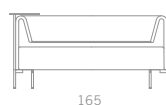
butaca monocolor con brazos	one colour armchair with arms	KL11M	1980	2112	2244	—
butaca bicolor con brazos	bicolour armchair with arms	KL11B	2035	2167	2299	—



<i>C/MESA GIRATORIA</i>		<i>W/REVOLVING TABLE</i>					
butaca monocolor con brazos	one colour armchair with arms	KL11TM	2068	2200	2332	—	
butaca bicolor con brazos	bicolour armchair with arms	KL11TB	2123	2255	2387	—	



sofá 2p monocolor con brazos	one colour 2 seater sofa with arms	KL12M	2420	2574	2728	—
sofá 2p bicolor con brazos	bicolour 2 seater sofa with arms	KL12B	2475	2629	2783	—



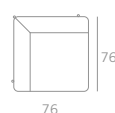
<i>C/MESA GIRATORIA</i>		<i>W/REVOLVING TABLE</i>					
sofá 2p monocolor con brazos	one colour 2 seater sofa with arms	KL12TM	2508	2662	2816	—	
sofá 2p bicolor con brazos	bicolour 2 seater sofa with arms	KL12TB	2563	2717	2871	—	



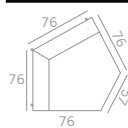
sofá 3p monocolor con brazos	one colour 3 seater sofa with arms	KL13M	2750	2948	3146	—
sofá 3p bicolor con brazos	bicolour 3 seater sofa with arms	KL13B	2805	3003	3201	—



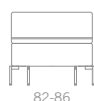
<i>C/MESA GIRATORIA</i>		<i>W/REVOLVING TABLE</i>					
sofá 3p monocolor con brazos	one colour 3 seater sofa with arms	KL13TM	2838	3036	3234	—	
sofá 3p bicolor con brazos	bicolour 3 seater sofa with arms	KL13TB	2893	3091	3289	—	



elemento angular 90° monocolor dcho-izqdo	one colour corner element 90° right-left	KL14M	1683	1782	1881	—
elemento angular 90° bicolor dcho-izqdo	bicolour corner element 90° right-left	KL14B	1738	1837	1936	—



elemento angular 120° monocolor con 5 pies	one colour corner element 120° w/5 feet	KL15M	2101	2211	2321	—
elemento angular 120° bicolor con 5 pies	bicolour corner element 120° w/5 feet	KL15B	2156	2266	2376	—



elemento 1 puesto monocolor	one colour 1 seater element	KL01M	1265	1342	1419	—
elemento 1 puesto bicolor	bicolour 1 seater element	KL01B	1320	1397	1474	—

















elemento 2 puestos monocolor	one colour 2 seater element	KL02M	1771	1881	1991	—
elemento 2 puestos bicolor	bicolour 2 seater element	KL02B	1826	1936	2046	—



elemento 3 puestos monocolor	one colour 3 seater element	KL03M	2178	2332	2486	—
elemento 3 puestos bicolor	bicolour 3 seater element	KL03B	2233	2387	2541	—



Norma Europea - European Standard EN16139
A petición versión ignífuga
Fire resistance Italian Homologation on request

	COD. CODE	CAT. A	CAT. C	CAT. D	CAT. P		
						€	€
 88-90	elemento 1 puesto monocolor c/brazo dcho	one colour 1 seater element w/right armrest	KL21MDX	1672	1771	1870	-
	elemento 1 puesto bicolor c/brazo dcho	bicolour 1 seater element w/right armrest	KL21BDX	1727	1826	1925	-
	C/MESA GIRATORIA	W/REVOLVING TABLE					
 95-97	elemento 1 puesto monocolor c/brazo dcho	one colour 1 seater element w/right armrest	KL21TMDX	1760	1859	1958	-
	elemento 1 puesto bicolor c/brazo dcho	bicolour 1 seater element w/right armrest	KL21TBDX	1815	1914	2013	-
 152-154	elemento 2 puestos monocolor c/brazo dcho	one colour 2 seater element w/right armrest	KL22MDX	2112	2244	2376	-
	elemento 2 puestos bicolor c/brazo dcho	bicolour 2 seater element w/right armrest	KL22BDX	2167	2299	2431	-
	C/MESA GIRATORIA	W/REVOLVING TABLE					
 159-161	elemento 2 puestos monocolor c/brazo dcho	one colour 2 seater element w/right armrest	KL22TMDX	2200	2332	2464	-
	elemento 2 puestos bicolor c/brazo dcho	bicolour 2 seater element w/right armrest	KL22TBDX	2255	2387	2519	-
 212-214	elemento 3 puestos monocolor c/brazo dcho	one colour 3 seater element w/right armrest	KL23MDX	2442	2596	2750	-
	elemento 3 puestos bicolor c/brazo dcho	bicolour 3 seater element w/right armrest	KL23BDX	2497	2651	2805	-
	C/MESA GIRATORIA	W/REVOLVING TABLE					
 219-221	elemento 3 puestos monocolor c/brazo dcho	one colour 3 seater element w/right armrest	KL23TMDX	2530	2684	2838	-
	elemento 3 puestos bicolor c/brazo dcho	bicolour 3 seater element w/right armrest	KL23TBDX	2585	2739	2893	-
 88-90	elemento 1 puesto monocolor c/brazo izqdo	one colour 1 seater element w/left armrest	KL31MSX	1672	1771	1870	-
	elemento 1 puesto bicolor c/brazo izqdo	bicolour 1 seater element w/left armrest	KL31BSX	1727	1826	1925	-
	C/MESA GIRATORIA	W/REVOLVING TABLE					
 95-97	elemento 1 puesto monocolor c/brazo izqdo	one colour 1 seater element w/left armrest	KL31TMSX	1760	1859	1958	-
	elemento 1 puesto bicolor c/brazo izqdo	bicolour 1 seater element w/left armrest	KL31TBSX	1815	1914	2013	-
 152-154	elemento 2 puestos monocolor c/brazo izqdo	one colour 2 seater element w/left armrest	KL32MSX	2112	2244	2376	-
	elemento 2 puestos bicolor c/brazo izqdo	bicolour 2 seater element w/left armrest	KL32BSX	2167	2299	2431	-
	C/MESA GIRATORIA	W/REVOLVING TABLE					
 159-161	elemento 2 puestos monocolor c/brazo izqdo	one colour 2 seater element w/left armrest	KL32TMSX	2200	2332	2464	-
	elemento 2 puestos bicolor c/brazo izqdo	bicolour 2 seater element w/left armrest	KL32TBSX	2255	2387	2519	-
 212-214	elemento 3 puestos monocolor c/brazo izqdo	one colour 3 seater element w/left armrest	KL33MSX	2442	2596	2750	-
	elemento 3 puestos bicolor c/brazo izqdo	bicolour 3 seater element w/left armrest	KL33BSX	2497	2651	2805	-
	C/MESA GIRATORIA	W/REVOLVING TABLE					
 219-221	elemento 3 puestos monocolor c/brazo izqdo	one colour 3 seater element w/left armrest	KL33TMSX	2530	2684	2838	-
	elemento 3 puestos bicolor c/brazo izqdo	bicolour 3 seater element w/left armrest	KL33TBSX	2585	2739	2893	-
 152-154	elemento a peninsula 2 puestos monocolor c/brazo dcho	2 seater one colour "penisola" element with right arm	KL42MDX	2112	2244	2376	-
	elemento a peninsula 2 puestos bicolor c/brazo dcho	2 seater bicolour "penisola" element with right arm	KL42BDX	2167	2299	2431	-
	C/MESA GIRATORIA	W/REVOLVING TABLE					
 159-161	elemento a peninsula 2 puestos monocolor c/brazo dcho	2 seater one colour "penisola" element with right arm	KL42TMDX	2200	2332	2464	-
	elemento a peninsula 2 puestos bicolor c/brazo dcho	2 seater bicolour "penisola" element with right arm	KL42TBDX	2255	2387	2519	-

KLINT

Versión respaldo liso
Flat back version



Norma Europea - European Standard EN16139
A petición versión ignífuga
Fire resistance Italian Homologation on request

	COD. CODE	CAT. A	CAT. C	CAT. D	CAT. P
		€	€	€	€
 212-214	elemento a península 3 puestos monocolor c/brazo dcho 3 seater one colour "penisola" element with right arm KL43MDX	2442	2596	2750	—
	elemento a península 3 puestos bicolor c/brazo dcho 3 seater bicolour "penisola" element with right arm KL43BDX	2497	2651	2805	—
	C/MESA GIRATORIA W/REVOLVING TABLE				
 219-221	elemento a península 3 puestos monocolor c/brazo dcho 3 seater one colour "penisola" element with right arm KL43TMDX	2530	2684	2838	—
	elemento a península 3 puestos bicolor c/brazo dcho 3 seater bicolour "penisola" element with right arm KL43TBDX	2585	2739	2893	—
 152-154	elemento a península 2 puestos monocolor c/brazo izqdo 2 seater one colour "penisola" element with left arm KL52MSX	2112	2244	2376	—
	elemento a península 2 puestos bicolor c/brazo izqdo 2 seater bicolour "penisola" element with left arm KL52BSX	2167	2299	2431	—
	C/MESA GIRATORIA W/REVOLVING TABLE				
 159-161	elemento a península 2 puestos monocolor c/brazo izqdo 2 seater one colour "penisola" element with left arm KL52TMSX	2200	2332	2464	—
	elemento a península 2 puestos bicolor c/brazo izqdo 2 seater bicolour "penisola" element with left arm KL52TBSX	2255	2387	2519	—
 212-214	elemento a península 3 puestos monocolor c/brazo izqdo 3 seater one colour "penisola" element with left arm KL53MSX	2442	2596	2750	—
	elemento a península 3 puestos bicolor c/brazo izqdo 3 seater bicolour "penisola" element with left arm KL53BSX	2497	2651	2805	—
	C/MESA GIRATORIA W/REVOLVING TABLE				
 219-221	elemento a península 3 puestos monocolor c/brazo izqdo 3 seater one colour "penisola" element with left arm KL53TMSX	2530	2684	2838	—
	elemento a península 3 puestos bicolor c/brazo izqdo 3 seater bicolour "penisola" element with left arm KL53TBSX	2585	2739	2893	—
 206-210	elemento a península dcho-izqdo 3 puestos monocolor 3 seater one colour "penisola" right-left element KL63M	2156	2310	2464	—
	elemento a península dcho-izqdo 3 puestos bicolor 3 seater bicolour "penisola" right-left element KL63B	2211	2365	2519	—
 84	pouf 1p 1 seater pouff KL16	902	935	979	—
 148	pouf 2p 2 seater pouff KL17	1100	1155	1221	—

OPTIONAL



DOBLE ENTRADA USB

para dispositivos móviles

DOUBLE USB CHARGE SET

for mobile devices

KKRIC

215

KIT PREINSTALADO
THE SET MUST BE PRE-ASSEMBLED

NOTE: **BICOLOR - BICOLOUR**
El primer código se refiere al asiento, el segundo al respaldo.
The first code refers to the seat, the second one to the backrest.

NOTE: **La mesa giratoria se puede montar a la derecha o a la izquierda.**
The revolving table can be assembled either on the right or on the left side.

NOTE: **Todos los elementos son predispuestos para enganche en los lados sin brazos.**
Derecho o izquierdo se entiende según sentado.
All elements, on the sides without armrests, are already equipped with linking device.
Right or left arm considered while seated.

Versión respaldo acolchado
Quilted back version



Norma Europea - European Standard EN16139

Respaldo acolchado en piel sintética
Quilted back in synthetic leather

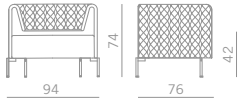
40T = C40F
41T = C41F
49T = C49F
52T = C52F

COD. CODE	CAT. A	CAT. C	CAT. D	CAT. P
	€	€	€	€

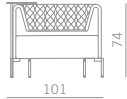
VERSIÓN PIES
FEET VERSION

KLINT/VB PIES PINTADOS BLANCO / WHITE PAINTED FEET
KLINT/VG PIES PINTADOS GRIS / GREY PAINTED FEET
KLINT/VA PIES PINTADOS NARANJA / ORANGE PAINTED FEET
KLINT/VL PIES PINTADOS LAVA / LAVA PAINTED FEET
KLINT/VN PIES PINTADOS NEGRO / BLACK PAINTED FEET

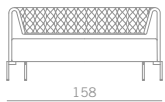
VB €=
VG €=
VA €=
VL €=
VN €=



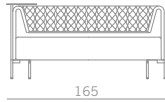
butaca con brazos	armchair with arms	KL11TR	2200	2299	2343	—
-------------------	--------------------	--------	------	------	------	---



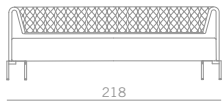
C/MESA GIRATORIA butaca con brazos	W/REVOLVING TABLE armchair with arms	KL11TTR	2288	2387	2431	—
--	--	---------	------	------	------	---



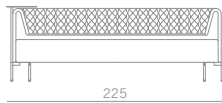
sofá 2 puestos con brazos	2 seater sofa with arms	KL12TR	2640	2750	2794	—
---------------------------	-------------------------	--------	------	------	------	---



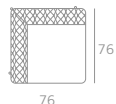
C/MESA GIRATORIA sofá 2 puestos con brazos	W/REVOLVING TABLE 2 seater sofa with arms	KL12TTR	2728	2838	2882	—
--	---	---------	------	------	------	---



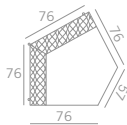
sofá 3 puestos con brazos	3 seater sofa with arms	KL13TR	2970	3091	3146	—
---------------------------	-------------------------	--------	------	------	------	---



C/MESA GIRATORIA sofá 3 puestos con brazos	W/REVOLVING TABLE 3 seater sofa with arms	KL13TTR	3058	3179	3234	—
--	---	---------	------	------	------	---



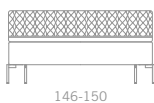
elemento angular 90° dcho-izqdo	corner element 90° right-left	KL14TR	1815	1881	1914	—
---------------------------------	-------------------------------	--------	------	------	------	---



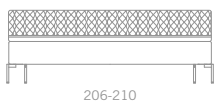
elemento angular 120° c/5 pies	corner element 120° w/5 feet	KL15TR	2233	2321	2365	—
--------------------------------	------------------------------	--------	------	------	------	---



elemento 1 puesto	1 seater element	KL01TR	1485	1551	1584	—
-------------------	------------------	--------	------	------	------	---



elemento 2 puestos	2 seater element	KL02TR	1991	2068	2112	—
--------------------	------------------	--------	------	------	------	---



elemento 3 puestos	3 seater element	KL03TR	2398	2497	2552	—
--------------------	------------------	--------	------	------	------	---

Versión respaldo acolchado
Quilted back version



Norma Europea - European Standard EN16139

Respaldo acolchado en piel sintética
Quilted back in synthetic leather

40T = C40F
41T = C41F
49T = C49F
52T = C52F

COD. CODE	CAT. A	CAT. C	CAT. D	CAT. P
	€	€	€	€

	elemento 1 puesto c/brazo dcho	1 seater element w/right armrest	KL21TRDX	1892	1969	2002	—
	C/MESA GIRATORIA elemento 1 puesto c/brazo dcho	W/REVOLVING TABLE 1 seater element w/right armrest	K21TTRDX	1980	2057	2090	—
	elemento 2 puestos c/brazo dcho	2 seater element w/right armrest	KL22TRDX	2332	2420	2464	—
	C/MESA GIRATORIA elemento 2 puestos c/brazo dcho	W/REVOLVING TABLE 2 seater element w/right armrest	K22TTRDX	2420	2508	2552	—
	elemento 3 puestos c/brazo dcho	3 seater element w/right armrest	KL23TRDX	2662	2761	2816	—
	C/MESA GIRATORIA elemento 3 puestos c/brazo dcho	W/REVOLVING TABLE 3 seater element w/right armrest	K23TTRDX	2750	2849	2904	—
	elemento 1 puesto c/brazo izqdo	1 seater element w/left armrest	KL31TRSX	1892	1969	2002	—
	C/MESA GIRATORIA elemento 1 puesto c/brazo izqdo	W/REVOLVING TABLE 1 seater element w/left armrest	K31TTRSX	1980	2057	2090	—
	elemento 2 puestos c/brazo izqdo	2 seater element w/left armrest	KL32TRSX	2332	2420	2464	—
	C/MESA GIRATORIA elemento 2 puestos c/brazo izqdo	W/REVOLVING TABLE 2 seater element w/left armrest	K32TTRSX	2420	2508	2552	—
	elemento 3 puestos c/brazo izqdo	3 seater element w/left armrest	KL33TRSX	2662	2761	2816	—
	C/MESA GIRATORIA elemento 3 puestos c/brazo izqdo	W/REVOLVING TABLE 3 seater element w/left armrest	K33TTRSX	2750	2849	2904	—
	elemento a peninsula 2 puestos c/brazo dcho	2 seater "penisola" element with right arm	KL42TRDX	2332	2420	2464	—
	C/MESA GIRATORIA elemento a peninsula 2 puestos c/brazo dcho	W/REVOLVING TABLE 2 seater "penisola" element with right arm	K42TTRDX	2420	2508	2552	—

Versión respaldo acolchado Quilted back version



Norma Europea - European Standard EN16139

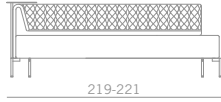
Respaldo acolchado en piel sintética
Quilted back in synthetic leather

40T = C40F
41T = C41F
49T = C49F
52T = C52F

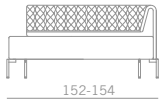
COD. CODE	CAT. A	CAT. C	CAT. D	CAT. P
	€	€	€	€



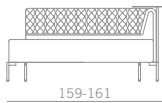
elemento a península 3 puestos c/brazo dcho	3 seater "penisola" element with right arm	KL43TRDX	2662	2761	2816	—
--	---	----------	------	------	------	---



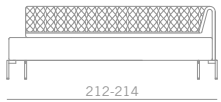
C/MESA GIRATORIA elemento a península 3 puestos c/brazo dcho	W/REVOLVING TABLE 3 seater "penisola" element with right arm	K43TTRDX	2750	2849	2904	—
---	---	----------	------	------	------	---



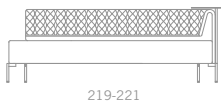
elemento a península 2 puestos c/brazo izqdo	2 seater "penisola" element with left arm	KL52TRSX	2332	2420	2464	—
---	--	----------	------	------	------	---



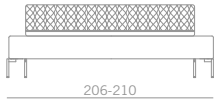
C/MESA GIRATORIA elemento a península 2 puestos c/brazo izqdo	W/REVOLVING TABLE 2 seater "penisola" element with left arm	K52TTRSX	2420	2508	2552	—
--	--	----------	------	------	------	---



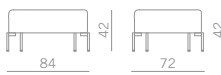
elemento a península 3 puestos c/brazo izqdo	3 seater "penisola" element with left arm	KL53TRSX	2662	2761	2816	—
---	--	----------	------	------	------	---



C/MESA GIRATORIA elemento a península 3 puestos c/brazo izqdo	W/REVOLVING TABLE 3 seater "penisola" element with left arm	K53TTRSX	2750	2849	2904	—
--	--	----------	------	------	------	---



elemento a península dcho-izqdo 3 puestos	3 seater "penisola" right-left element	KL63TR	2376	2475	2530	—
--	---	--------	------	------	------	---



pouf 1 puesto	1 seater pouff	KL16	902	935	979	—
---------------	----------------	------	-----	-----	-----	---



pouf 2 puestos	2 seater pouff	KL17	1100	1155	1221	—
----------------	----------------	------	------	------	------	---

OPTIONAL



KIT PREINSTALADO
THE SET MUST BE PRE-ASSEMBLED

DOBLE ENTRADA USB para dispositivos móviles	DOUBLE USB CHARGE SET for mobile devices	KKRIC	215		
---	--	-------	-----	--	--

NOTE: El acolchado del respaldo se hace en los siguientes revestimientos en piel sintética y con estos códigos:
40T=C40F 41T=C41F 49T=C49F 52T=C52F
Para los asientos se pueden utilizar todos los tejidos a catálogo. El primer código se refiere al asiento, el segundo al respaldo acolchado.
The quilting is made only in the upholsteries in synthetic leather with these codes: 40T=C40F 41T=C41F 49T=C49F 52T=C52F
While all the upholsteries in catalogue can be used for the seats. The first code refers to the seat, the second one to the quilted backrest.

NOTE: La mesa giratoria se puede montar a la derecha o a la izquierda.
The revolving table can be assembled either on the right or on the left side.

NOTE: Todos los elementos son predisuestos para enganche en los lados sin brazos.
Derecho o izquierdo se entiende según sentado.
All elements, on the sides without armrests, are already equipped with linking device.
Right or left arm considered while seated.

KONTEX - KONTEX (2+2)



Testado UNI EN ISO 354 para insonorización
UNI EN ISO 354 acoustic absorption test
A petición versión ignífuga
Fire resistance Italian Homologation on request

	COD. CODE	CAT. A	CAT. C	CAT. D	CAT. P		
		€	€	€	€		
	MONOCOLOR		ONE COLOUR				
	butaca con pies blanco	armchair w/white feet	KTX11MB	1474	1562	1727	2200
	butaca con pies negro	armchair w/black feet	KTX11MN	1474	1562	1727	2200
	butaca con pies cromado	armchair w/chromed feet	KTX11MC	1496	1584	1749	2222
	BICOLOR		TWO COLOURS				
	butaca con pies blanco	armchair w/white feet	KTX11BB	1518	1606	1771	2244
butaca con pies negro	armchair w/black feet	KTX11BN	1518	1606	1771	2244	
butaca con pies cromado	armchair w/chromed feet	KTX11BC	1540	1628	1793	2266	
	MONOCOLOR		ONE COLOUR				
	sofá 2 plazas con pies blanco	2 seats w/white feet	KTX12MB	1925	2057	2255	2849
	sofá 2 plazas con pies negro	2 seats w/black feet	KTX12MN	1925	2057	2255	2849
	sofá 2 plazas con pies cromado	2 seats w/chromed feet	KTX12MC	1947	2079	2277	2871
	BICOLOR		TWO COLOURS				
	sofá 2 plazas con pies blanco	2 seats w/white feet	KTX12BB	1980	2112	2310	2904
sofá 2 plazas con pies negro	2 seats w/black feet	KTX12BN	1980	2112	2310	2904	
sofá 2 plazas con pies cromado	2 seats w/chromed feet	KTX12BC	2002	2134	2332	2926	
	MONOCOLOR		ONE COLOUR				
	butaca con pies blanco	armchair w/white feet	KTX31MB	1837	1958	2167	2805
	butaca con pies negro	armchair w/black feet	KTX31MN	1837	1958	2167	2805
	butaca con pies cromado	armchair w/chromed feet	KTX31MC	1859	1980	2189	2827
	BICOLOR		TWO COLOURS				
	butaca con pies blanco	armchair w/white feet	KTX31BB	1881	2002	2211	2849
butaca con pies negro	armchair w/black feet	KTX31BN	1881	2002	2211	2849	
butaca con pies cromado	armchair w/chromed feet	KTX31BC	1903	2024	2233	2871	
	MONOCOLOR		ONE COLOUR				
	sofá 2 plazas con pies blanco	2 seats w/white feet	KTX32MB	2332	2486	2750	3509
	sofá 2 plazas con pies negro	2 seats w/black feet	KTX32MN	2332	2486	2750	3509
	sofá 2 plazas con pies cromado	2 seats w/chromed feet	KTX32MC	2354	2508	2772	3531
	BICOLOR		TWO COLOURS				
	sofá 2 plazas con pies blanco	2 seats w/white feet	KTX32BB	2387	2541	2805	3564
sofá 2 plazas con pies negro	2 seats w/black feet	KTX32BN	2387	2541	2805	3564	
sofá 2 plazas con pies cromado	2 seats w/chromed feet	KTX32BC	2409	2563	2827	3586	
	COMPOSICIÓN MONOCOLOR		ONE COLOUR CONFIGURATION				
	con mesa – con pies blancos	with table - w/white feet	KTX44MAB	5665	6105	6545	8547
	con mesa – con pies negros	with table - w/black feet	KTX44MAN	5665	6105	6545	8547
	con mesa – con pies cromados	with table - w/chromed feet	KTX44MAC	5742	6182	6622	8624
	COMPOSICIÓN BICOLOR		TWO COLOURS CONFIGURATION				
	con mesa – con pies blancos	with table - w/white feet	KTX44BAB	5731	6171	6611	8613
con mesa – con pies negros	with table - w/black feet	KTX44BAN	5731	6171	6611	8613	
con mesa – con pies cromados	with table - w/chromed feet	KTX44BAC	5808	6248	6688	8690	
	COMPOSICIÓN MONOCOLOR		ONE COLOUR CONFIGURATION				
	sin mesa – con pies blancos	without table - w/white feet	KTX55MAB	5313	5753	6193	8195
	sin mesa – con pies negros	without table - w/black feet	KTX55MAN	5313	5753	6193	8195
	sin mesa – con pies cromados	without table - w/chromed feet	KTX55MAC	5390	5830	6270	8272
	COMPOSICIÓN BICOLOR		TWO COLOURS CONFIGURATION				
	sin mesa – con pies blancos	without table - w/white feet	KTX55BAB	5379	5819	6259	8261
sin mesa – con pies negros	without table - w/black feet	KTX55BAN	5379	5819	6259	8261	
sin mesa – con pies cromados	without table - w/chromed feet	KTX55BAC	5456	5896	6336	8338	

OPTIONAL



DOBLE ENTRADA USB **DOUBLE USB CHARGE SET**
para dispositivos móviles for mobile devices

KKRIC

215

KIT PREINSTALADO
THE SET MUST BE PRE-ASSEMBLED

BICOLOR - El primer código identifica el asiento. El segundo respaldo y brazos.
TWO COLOURS - The first code refers to the seat. The second code refers to arms and backrest

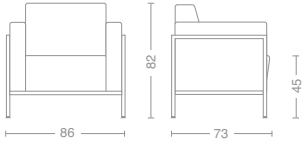
KURSAL

Estructura pintada alu. - Alu. painted frame




A petición versión ignífuga
Fire resistance Italian Homologation on request

GOD. CODE	CAT. A	CAT. C	CAT. D	CAT. P
	€	€	€	€



butaca	armchair	KSL01	1111	1188	1298	1573
--------	----------	--------------	-------------	-------------	-------------	-------------



sofá 2 plazas	two-seats settee	KSL02	1551	1639	1782	2156
---------------	------------------	--------------	-------------	-------------	-------------	-------------



sofá 3 plazas	three-seats settee	KSL03	2035	2145	2343	2838
---------------	--------------------	--------------	-------------	-------------	-------------	-------------

OPTIONAL



KIT PREINSTALADO
THE SET MUST BE PRE-ASSEMBLED

DOBLE ENTRADA USB
para dispositivos móviles

DOUBLE USB CHARGE SET
for mobile devices

KKRIC

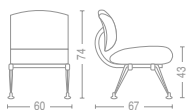
215

KONDOR

Pies en aluminio pulido
Polished aluminium feet



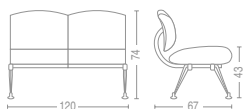
COD. CODE	CAT. A	CAT. C	CAT. D	CAT. P
	€	€	€	€



BUTACA 1 PLAZA

1 SEAT ELEMENT

KOR201	1095	1128	1183	1370
--------	------	------	------	------



ELEMENTO 2 PLAZAS

2 SEATS ELEMENT

KOR202	1430	1474	1551	1859
--------	------	------	------	------



* encimera en melaminico negro

black melaminic top

MESA INTERMEDIA

TABLE MIDDLE POSITION

con 2 juntas

with 2 joint elements

KOR243	286
--------	-----



* encimera en melaminico negro

black melaminic top

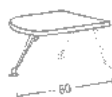
MESA PARA ANGULO

CORNER TABLE

con 2 juntas

with 2 joint elements

KOR245	341
--------	-----



* encimera en melaminico negro

black melaminic top

MESA SEMI-OVAL DERECHA-IZQUIERDA **TABLE RIGHT AND LEFT**

con junta con pie

with joint element with leg

KOR246	308
--------	-----



JUNTURA

JOINT ELEMENT

para juntar asientos

to connect the 1-2-3 seater elements

KOR240	55
--------	----



BUTACA

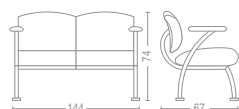
ARMCHAIR

brazos tapizados pintados alu.

with alu. painted steel padded arms

KOR111	1320	1353	1408	1628
--------	------	------	------	------

ESTRUCTURA PINTADA ALUMINIO
ALUMINIUM PAINTED STRUCTURE



SOFÁ 2 PLAZAS

2-SEATS SETTEE

brazos tapizados pintados alu.

with alu. painted steel padded arms

KOR112	1617	1661	1738	2046
--------	------	------	------	------

NOTE: BICOLOR - TWO COLOURS
El primer código identifica el asiento. El segundo el respaldo.
The first code refers to the seat. The second code refers to the backrest.

€



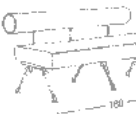

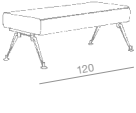

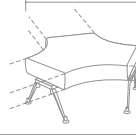
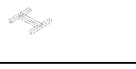
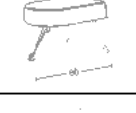
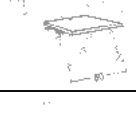



+88

KUROS 90

Pies en aluminio pulido
Polished aluminium feet



A petición versión ignífuga
Fire resistance Italian Homologation on request

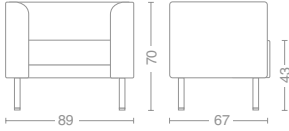
	COD. CODE	CAT. A	CAT. C	CAT. D	CAT. P		
		€	€	€	€		
	BUTACA 1 PLAZA 1 SEAT ELEMENT						
	asiento liso	flat seat	K21	1089	1122	1177	1342
	asiento c/costura cuadriculada	W/ squared stitching seat	K21Q	1111	1144	1199	1364
	ELEMENTO 2 PLAZAS 2 SEATS ELEMENT						
	asiento liso	flat seat	K22	1562	1617	1694	1969
	asiento c/costura cuadriculada	W/ squared stitching seat	K22Q	1595	1650	1727	2002
	ELEMENTO 3 PLAZAS 3 SEATS ELEMENT						
	asiento liso	flat seat	K23	2134	2211	2321	2695
	asiento c/costura cuadriculada	W/ squared stitching seat	K23Q	2178	2255	2365	2739
	ASIENTO 1 PLAZA ONLY 1 SEAT ELEMENT						
	asiento liso	flat seat	K31	715	748	792	924
	asiento c/costura cuadriculada	W/ squared stitching seat	K31Q	737	770	814	946
	ASIENTO 2 PLAZAS ONLY 2 SEATS ELEMENT						
	asiento liso	flat seat	K32	1034	1078	1133	1342
	asiento c/costura cuadriculada	W/ squared stitching seat	K32Q	1067	1111	1166	1375
	ASIENTO 3 PLAZAS ONLY 3 SEATS ELEMENT						
	asiento liso	flat seat	K33	1463	1518	1584	1837
	asiento c/costura cuadriculada	W/ squared stitching seat	K33Q	1507	1562	1628	1881
	ELEMENTO A 3 VIAS MODULAR ELEMENT WITH 3 BRANCHES						
	con 3 juntas	with 3 joint elements	K3VG	1001	1045	1111	1265
	juntura	joint element					
	para juntar asientos	to connect the 1-2-3 seater elements	K40			55	
	ASIENTO TERMINAL DERECHA-IZQUIERDA END SEAT RIGHT AND LEFT						
	con juntura y 1 pie	with joint element with 1 leg	K42	649	671	704	869
	*encimera en melaminico negro	black melaminic top					
	MESA INTERMEDIA MIDDLE POSITION TOP TABLE						
	con 2 juntas	with 2 joint elements	K43			286	
	*encimera en melaminico negro	black melaminic top					
	MESA TOP TABLE						
		with joint element with 2 legs	K44			330	
	*encimera en melaminico negro	black melaminic top					
	PIANO MESA PARA ANGULO CORNER TOP TABLE						
	con 2 juntas y 2 pies	with 2 joint elements with 2 legs	K45			385	
	*encimera en melaminico negro	black melaminic top					
	PIANO MESA SEMI-OVAL DERECHA-IZQUIERDA RIGHT AND LEFT semioval top table						
	con juntura y pie	with joint element with leg	K46			308	

KORALL



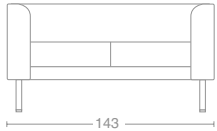
COD. CODE	CAT. A	CAT. C	CAT. D	CAT. P
	€	€	€	€

Con 4 pies cromados - W/4 chromed feet



CON 4 PIES CROMADOS
W/4 CHROMED FEET

butaca	armchair	KL01AC	—	1232	1342	1628
--------	----------	--------	---	------	------	------

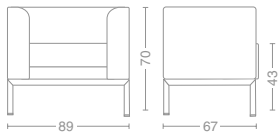


sofá 2 plazas	two-seats settee	KL02AC	—	1683	1826	2255
---------------	------------------	--------	---	------	------	------




sofá 3 plazas	three-seats settee	KL03AC	—	2167	2343	2871
---------------	--------------------	--------	---	------	------	------

Con estructura pintada alu. - W/alu. painted frame



CON ESTRUCTURA PINTADA ALU.
W/ALU. PAINTED FRAME

butaca	armchair	KL10VA	—	1320	1430	1716
--------	----------	--------	---	------	------	------

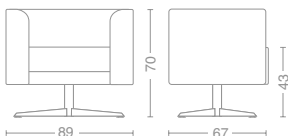


sofá 2 plazas	two-seats settee	KL20VA	—	1815	1958	2387
---------------	------------------	--------	---	------	------	------



sofá 3 plazas	three-seats settee	KL30VA	—	2321	2497	3025
---------------	--------------------	--------	---	------	------	------

Base acero cromada 4 pies fija - 4-star fixed chromed steel base



butaca	armchair	KL31	—	1408	1518	1804
--------	----------	------	---	------	------	------

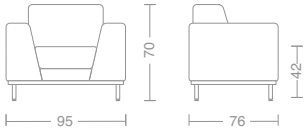
KOMODO

Estructura pintada aluminio
Aluminium painted frame

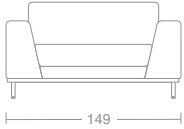


A petición versión ignífuga
Fire resistance Italian Homologation on request


COD. CODE	CAT. A	CAT. C	CAT. D	CAT. P
	€	€	€	€



butaca	armchair	KMD01	1342	1408	1529	1826
--------	----------	-------	------	------	------	------



sofá 2 plazas	two-seats settee	KMD02	1760	1848	2002	2398
---------------	------------------	-------	------	------	------	------



sofá 3 plazas	three-seats settee	KMD03	2222	2343	2574	3201
---------------	--------------------	-------	------	------	------	------

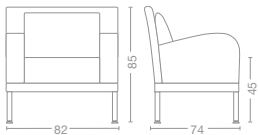
KRISTALL

Pies pintados aluminio
Aluminium painted feet



A petición versión ignífuga
Fire resistance Italian Homologation on request

COD. CODE	CAT. A	CAT. C	CAT. D	CAT. P
	€	€	€	€



butaca	armchair	KTL11	1155	1232	1342	1815
--------	----------	-------	------	------	------	------



sofá 2 plazas	two-seats settee	KTL12	1562	1672	1826	2497
---------------	------------------	-------	------	------	------	------



sofá 3 plazas	three-seats settee	KTL13	1947	2079	2310	3212
---------------	--------------------	-------	------	------	------	------

Beam Seating

173	Kadenza
166	Kalea Bench
171	Kargo
172	Keyport
165	Kicca Bench
167	Kimbox Wood Bench
169	Kontiki
170	Korner
164	Kross Bench
164	Kross Plus Bench
168	Kruna Bench Plus

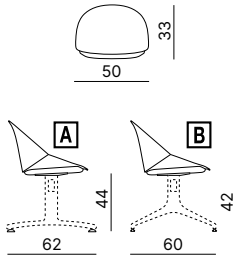
Bancadas

KROSS (BENCH)



Norma europea EN16139 - European Standard EN16139

A petición versión ignífuga
Fire resistance Italian homologation on request



COLOR CARCASA SHELL COLOUR

COD. CODE	€	COD. CODE	ASIENTO TAPIZADO PADDED SEAT			ASIENTO-RESP. TAPIZ. PARTE DELANTERA PADDED FRONTAL SEAT-BACK					
			CAT. A	CAT. C	CAT. D	COD. CODE	CAT. A	CAT. C	CAT. D		
			€	€	€	€	€	€			
ASIENTO PARA BANCADA		BENCH ELEMENT									
blanco	white	KS8B	198	KS8BS	286	297	319	KS8BSS	363	385	407
arena	dove-colour	KS8T		KS8TS				KS8TSS			
oceanio	teal	KS8A		KS8AS				KS8ASS			
negro	black	KS8N		KS8NS				KS8NSS			
verde	green	KS8V	209	KS8VS	297	308	330	KS8VSS	374	396	418
rojo	red	KS8R		KS8RS				KS8RSS			

NOTE: Para todas las versiones con asiento tapizado altura asiento + 2 cm
All versions with padded seat have a seat height + 2 cm

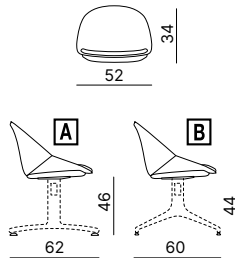
KROSS PLUS (BENCH)

Totamente tapizada (no apilable)
Fully upholstered (not stackable)



Norma europea EN16139 - European Standard EN16139




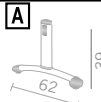
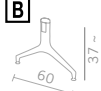



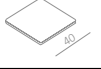

A petición versión ignífuga
Fire resistance Italian homologation on request



ASIENTO PARA BANCADA BENCH ELEMENT

			CAT. A	CAT. C	CAT. D	CAT. P
monocolor	one colour	KSP8M	396	429	462	616
bicolor	bicolor	KSP8B	451	484	517	671

NOTE: BICOLOR - El primer código identifica el asiento, el segundo las otras partes internas y externas.
TWO COLOURS - The first code refers to the seat only. The second code refers to the remaining internal and external parts.

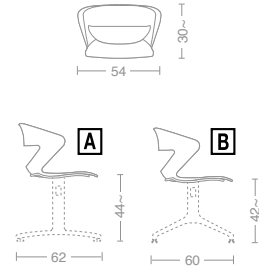
				PARA PIES PINTADOS ALUMINIO FOR ALU. PAINTED LEGS VERSION		PARA PIES ALUMINIO PULIDO FOR POLISHED ALUMINIUM LEGS VERSION		
A	B			A		B		
	L=127	L=123	bancada 2	two seats bench	KC12AV	132	KC12AV	132
	L=189	L=185	bancada 3	three seats bench	KC13AV	165	KC13AV	165
	L=250	L=246	bancada 4	four seats bench	KC14AV	198	KC14AV	198
JUNTURA		JOINT ELEMENT						
(entre barras)		(between benches)		KC20G	28	KC20G	28	
	PIES PINTADOS ALUMINIO		ALUMINIUM PAINTED STEEL LEG		KC50AV	110	-	
	PIES ALUMINIO PULIDO		POLISHED ALUMINIUM LEG		-	-	KC50AL	187
	PAREJA DE TOPES PARA FIJACION AL PISO (bancada B)		GLIDES COUPLE FOR FIXING TO THE FLOOR (bench B)		-	-	KP10	33
	BRACCILO ALLUM. LUCIDO		ALUMINIUM POLISHED ARM		(terminale e colleg.)	(end and linking element)	KA40A	121
	BRACCILO ALLUM. LUCIDO		ALUMINIUM POLISHED ARM		(intermedio)	(middle position)	KA41A	149
	MESA PARA BANCADA		TABLE FOR BENCH		MDF negro	black mdf	KC15	165
	HPL blanco		white hpl		KC15H		231	
	HPL antracite		anthracite hpl		KC16H		231	



Norma Europea EN16139 - European Standard EN16139

A petición versión ignífuga
Fire resistance Italian Homologation on request

COLOR CARCASA	SHELL COLOUR	POLIPROPILENO POLYPROPYLENE		ASIENTO TAPIZADO PADDED SEAT			ASIENTO-RESPALDO TAPIZADOS PADDED SEAT-BACK					
		COD. CODE	€	COD. CODE	CAT. A	CAT. C	CAT. D	COD. CODE	CAT. A	CAT. C	CAT. D	
					€	€	€	€	€	€	€	
ASIENTO PARA BANCADA		BENCH ELEMENT										
	blanco	white	KC8C	174	KC8CS	262	273	295	KC8CSS	328	350	372
	arena	dove-colour	KC8T		KC8TS				KC8TSS			
	verde	green	KC8V		KC8VS				KC8VSS			
	naranja	orange	KC8A		KC8AS				KC8ASS			
	turquesa	turquoise	KC8P		KC8PS				KC8PSS			
	rojo	red	KC8R		KC8RS				KC8RSS			
	azul	blue	KC8B		KC8BS				KC8BSS			
	gris	grey	KC8G		KC8GS				KC8GSS			
	negro	black	KC8N		KC8NS				KC8NSS			



NOTE: A petición: versión polipropileno blanco o gris ignífugo monocolor
White and grey fire retardant polypropylene versions can be supplied on request Cod. KF8C
Cod. KF8G **+€17**

BARRA	BENCH	PIES PINTADOS ALUMINIO FOR ALU. PAINTED LEGS VERSION		PIES ALUMINIO PULIDO FOR POLISHED ALUMINIUM LEGS VERSION			
		A	B	A	B		
L=127	L=123	2 plazas	two seats bench	KC12AV	132	KC12AV	132
L=189	L=185	3 plazas	three seats bench	KC13AV	165	KC13AV	165
L=250	L=246	4 plazas	four seats bench	KC14AV	198	KC14AV	198

JUNTURA	JOINT ELEMENT				
(entre barras)	(between benches)	KC20G	28	KC20G	28

PIES PINTADOS ALUMINIO	ALUMINIUM PAINTED STEEL FEET				
		KC50AV	110		-

PIES ALUMINIO PULIDO	POLISHED ALUMINIUM FEET				
			-	KC50AL	187

PAREJA DE TOPES PARA FIJACION AL PISO (bancada B)	GLIDES COUPLE FOR FIXING TO THE FLOOR (bench B)				
			-	KP10	33

MESA PARA BANCADA	TABLE FOR BENCH				
MDF negro	black MDF	KC15	165		

HPL blanco	white HPL	KC15H	231		
HPL antracite	anthracite HPL	KC16H	231		

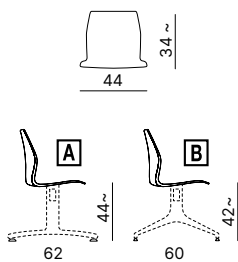
KALEA (bench)



Norma Europea EN16139 - European Standard EN16139

A petición versión ignífuga
Fire resistance Italian Homologation on request

COLOR CARCASA	SHELL COLOUR	POLYPROPYLENE		ASIENTO TAPIZADO PADDED SEAT			TAPIZADO PARTE DELANTERA PADDED FRONTAL SEAT-BACK				
		COD. CODE	€	COD. CODE	CAT. A	CAT. C	CAT. D	COD. CODE	CAT. A	CAT. C	CAT. D
MONOCOLOR	ONE COLOUR										
ASIENTO PARA BANCADA	BENCH ELEMENT										
blanco	white	KA8C	174	KA8CS	262	273	295	KKA8C..	322	344	366
arena	dove-colour	KA8T		KA8TS				KKA8T..			
verde	green	KA8V		KA8VS				KKA8V..			
naranja	orange	KA8A		KA8AS				KKA8A..			
turquesa	turquoise	KA8P		KA8PS				KKA8P..			
rojo	red	KA8R		KA8RS				KKA8R..			
azul	blue	KA8B		KA8BS				KKA8B..			
gris	grey	KA8G		KA8GS				KKA8G..			
negro	black	KA8N		KA8NS				KKA8N..			
BICOLOR	TWO COLOURS										
FRONTAL/TRASERO	FRONT/BACK										
blanco/arena	white/dove-colour	KA8CT	198	KA8CTS	286	297	319				
blanco/verde	white/green	KA8CV		KA8CVS							
blanco/naranja	white/orange	KA8CA		KA8CAS							
blanco/turquesa	white/turquoise	KA8CP		KA8CPS							
blanco/rojo	white/red	KA8CR		KA8CRS							
blanco/azul	white/blue	KA8CB		KA8CBS							
blanco/gris	white/grey	KA8CG		KA8CGS							
blanco/negro	white/black	KA8CN		KA8CNS							



NOTE: A petición: versión polipropileno blanco ignífugo monocolor
White (one colour) fire retardant polypropylene versions can be supplied on request

Cod. KAF8C +€17

			PIES PINTADOS ALUMINIO FOR ALU. PAINTED LEGS VERSION		PIES ALUMINIO PULIDO FOR POLISHED ALUMINIUM LEGS VERSION	
			[A]		[B]	
BARRA	BENCH					
2 plazas	two seats bench	KC12AV	132	KC12AV	132	
3 plazas	three seats bench	KC13AV	165	KC13AV	165	
4 plazas	four seats bench	KC14AV	198	KC14AV	198	
JUNTURA	JOINT ELEMENT					
(entre barras)	(between benches)	KC20G	28	KC20G	28	
PIES PINTADOS ALUMINIO	ALUMINIUM PAINTED STEEL LEG					
		KC50AV	110		-	
PIES ALUMINIO PULIDO	POLISHED ALUMINIUM LEG					
			-	KC50AL	187	
PAREJA DE TOPES PARA FIJACION AL PISO (bancada B)	GLIDES COUPLE FOR FIXING TO THE FLOOR (bench B)					
			-	KP10	33	
BRAZO ALUMINIO PULIDO	ALUMINIUM POLISHED ARM					
(final y de conexión)	(end linking element)		-	KA40A	121	
BRAZO ALUMINIO PULIDO	ALUMINIUM POLISHED ARM					
(intermedio)	(middle position)		-	KA41A	149	
MESA PARA BANCADA	TABLE FOR BENCH					
MDF negro	black MDF	KC15		165		
HPL blanco	white HPL	KC15H		231		
HPL gris oscuro	anthracite HPL	KC16H		231		

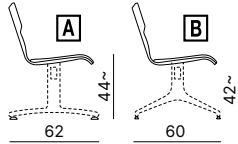
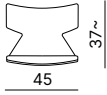
KIMBOX WOOD (BENCH)

Haya pintado / Painted beechwood



A petición versión ignífuga / Fire resistance Italian homologation on request.

COD. CODE	HAYA BEECHWOOD	CAT. A	CAT. C	CAT. D	CAT. P
	€	€	€	€	€



pintado natural	natural painted	KW08F	307	-	-	-	-
pintado negro	black painted	KW08N	319	-	-	-	-
ASIENTO TAPIZADO		PADDED SEAT					
pintado natural	natural painted	KW08FS	-	415	426	448	503
pintado negro	black painted	KW08NS	-	427	438	460	515

				PARA PIES PINTADOS ALUMINIO FOR ALU. PAINTED LEGS VERSION		PARA PIES ALUMINIO PULIDO FOR POLISHED ALUMINIUM LEGS VERSION	
A	B	BARRA	BENCH	A		B	
	L=123	2 plazas	two seats bench	KC12AV	132	KC12AV	132
	L=185	3 plazas	three seats bench	KC13AV	165	KC13AV	165
	L=246	4 plazas	four seats bench	KC14AV	198	KC14AV	198

		JUNTURA	JOINT ELEMENT				
		(entre barras)	(between benches)	KC20G	28	KC20G	28

		PIES PINTADOS ALUMINIO	ALUMINIUM PAINTED STEEL LEG				
				KC50AV	110		-

		PIES ALUMINIO PULIDO	POLISHED ALUMINIUM LEG				
					-	KC50AL	187

		PAREJA DE TOPES PARA FIJACION AL PISO (bancada B)	GLIDES COUPLE FOR FIXING TO THE FLOOR (bench B)				
					-	KP10	33

		BRAZO ALUMINIO PULIDO	ALUMINIUM POLISHED ARM				
		(final y de conexión)	(end and linking element)		-	KA40A	121

		BRAZO ALUMINIO PULIDO	ALUMINIUM POLISHED ARM				
		(intermedio)	(middle position)		-	KA41A	149

		MESA PARA BANCADA	TABLE FOR BENCH				
		MDF negro	black mdf	KC15	165		

		HPL blanco	white hpl	KC15H	231		
		HPL gris oscuro	anthracite hpl	KC16H	231		

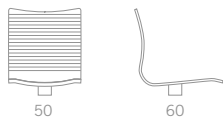
KRUNA (BENCH-PLUS)



A petición versión ignífuga
Fire resistance Italian homologation on request.

COD. CODE	CAT. A	CAT. C	CAT. D	CAT. P
	€	€	€	€

KRUNA (PLUS LINEAR)



TAPIZADO "LINEAR"
"LINEAR" PAD

**ESTRUCTURA CROMADA
ELEMENTO 1 PLAZA**

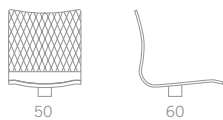
**CHROMED STRUCTURE
1 SEAT UNIT**

tapizado "linear"

"Linear" pad

KU80L 737 759 803 902

KRUNA (PLUS RHOMBOIDAL)



TAPIZADO "ROMBOIDAL"
"RHOMBOIDAL" PAD

**ESTRUCTURA CROMADA
ELEMENTO 1 PLAZA**

**CHROMED STRUCTURE
1 SEAT UNIT**

tapizado "romboidal"

"rhomboidal" pad

KU80R 781 803 847 946



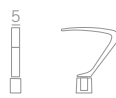
**BRAZO
ALUMINIO PULIDO**

**ALUMINIUM
POLISHED ARM**

(terminal/conexión)

(end/linking element)

KU40A 121



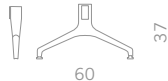
**BRAZO
ALUMINIO PULIDO**

**ALUMINIUM
POLISHED ARM**

(intermedio)

(middle position)

KU41A 149



PIE ALUMINIO PULIDO

ALU. POLISHED LEG

pie aluminio pulido

alu polished leg

KU50A 187



**PAREJA DE PIES
PARA FIJACIÓN
AL PISO**

**GLIDES COUPLE
FIX-TO-FLOOR
VERSION**

KP10 33



BARRA

BENCH

2 plazas L = 123

2 seats bench L = 123

KU52 132



3 plazas L = 185

3 seats bench L = 185

KU53 165



4 plazas L = 246

4 seats bench L = 246

KU54 198



JUNTURA

JOINT ELEMENT

(entre barras)

(between benches)

KC20G 28



MESA PARA BANCADA

TOP TABLE

HPL blanco

white HPL

KC15H 231

HPL gris oscuro

anthracite HPL

KC16H 231

Estructura pintada aluminio - Aluminium painted frame

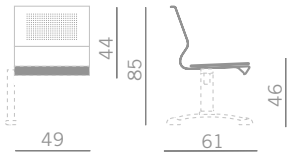


Norma Europea - European Standard EN15373 EN1728

A petición versión ignífuga

Fire resistance Italian Homologation on request

COD. CODE	CAT. A	CAT. C	CAT. D	CAT. P
	€	€	€	€



BUTACA 1 PLAZA

1 SEAT UNIT

asiento tapiz.-Resp. En chapa perf.

padded seat-back perforated plate

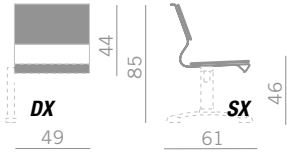
KTR011

418

429

440

473



BUTACA 1 PLAZA

1 SEAT UNIT

asiento-respaldo tapizados

padded seat backrest

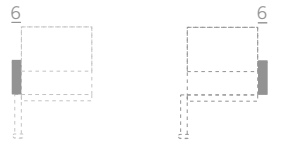
KTR111

462

473

495

539



BRAZO

ARM

derecho o intermedio

right or middle position

KTR40

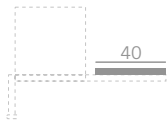
105

izquierdo

left

KTR41

105



MESA PARA BANCADA

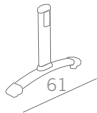
TOP TABLE

chapa perforada (40x40)

perforated plate (40x40)

KTR44

160



PIE PINTADO ALUMINIO

ALUMINIUM PAINTED STEEL LEG

pie

leg

KTR50

110



BARRA

BENCH

2 plazas L = 116

2 seats L = 116

KTR52

121

3 plazas L = 171

3 seats L = 171

KTR53

154

4 plazas L = 226

4 seats L = 226

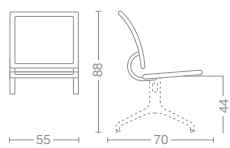
KTR54

198



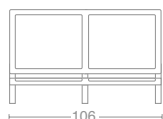
Norma Europea - European Standard EN1728
 A petición versión ignífuga
 Fire resistance Italian Homologation on request

COD. CODE	CAT. A	CAT. C	CAT. D	CAT. P	LAMIERA PLATE
	€	€	€	€	€



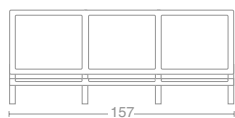
BUTACA 1 PLAZA **1 SEAT UNIT**

chapa perforada	perforated plate	KON001	—	—	—	—	—	660
asiento tapiz.-Resp. en chapa perfor.	padded seat-back perforated plate	KON011	660	671	704	759	—	—
asiento-respaldo tapizados	padded seat backrest	KON111	660	671	715	781	—	—



ELEMENTO 2 PLAZAS **2 SEATS UNIT**

chapa perforada	perforated plate	KON002	—	—	—	—	—	1034
asiento tapiz.-Resp. en chapa perfor.	padded seat-back perforated plate	KON022	1034	1067	1122	1210	—	—
asiento-respaldo tapizados	padded seat backrest	KON222	1034	1067	1144	1287	—	—



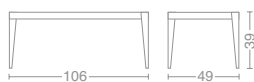
ELEMENTO 3 PLAZAS **3 SEATS UNIT**

chapa perforada	perforated plate	KON003	—	—	—	—	—	1408
asiento tapiz.-Resp. en chapa perfor.	padded seat-back perforated plate	KON033	1397	1441	1518	1650	—	—
asiento-respaldo tapizados	padded seat backrest	KON333	1397	1441	1551	1760	—	—



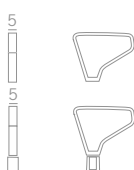
MESA PARA BANCADA **TOP TABLE**

chapa perforada	perforated plate	KON004	—	—	—	—	—	440
tapizado	padded	KON044	440	462	484	517	—	—



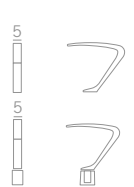
MESA RECTANGULAR **RECTANGULAR TABLE**

chapa perforada	perforated plate	KON005	—	—	—	—	—	660
-----------------	------------------	--------	---	---	---	---	---	-----



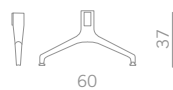
BRAZO ALUMINIO PULIDO **ALUMINIUM POLISHED ARM**

(terminal/conexión)	(end/linking element)	KEY40A	—	—	—	—	—	143
---------------------	-----------------------	--------	---	---	---	---	---	-----



BRAZO ALUMINIO PULIDO **ALUMINIUM POLISHED ARM**

(intermedio)	(middle position)	KEY41A	—	—	—	—	—	171
--------------	-------------------	--------	---	---	---	---	---	-----



BRAZO ALUMINIO PULIDO **ALUMINIUM POLISHED ARM**

(terminal/conexión)	(end/linking element)	KON40A	—	—	—	—	—	121
---------------------	-----------------------	--------	---	---	---	---	---	-----

BRAZO ALUMINIO PULIDO **ALUMINIUM POLISHED ARM**

(intermedio)	(middle position)	KON41A	—	—	—	—	—	149
--------------	-------------------	--------	---	---	---	---	---	-----



pie aluminio pulido **alu polished leg**

		KON50A	—	—	—	—	—	187
--	--	--------	---	---	---	---	---	-----

PAREJA DE PIES PARA FIJACIÓN AL PISO **GLIDES COUPLE FIX-TO-FLOOR VERSION**

		KP10	—	—	—	—	—	33
--	--	------	---	---	---	---	---	----



MESA PARA BANCADA **TOP TABLE**

HPL blanco	white HPL	KC15H	—	—	—	—	—	231
HPL gris oscuro	anthracite HPL	KC16H	—	—	—	—	—	231




barra componible 2 plazas	L = 131 modular 2 seats bench	L = 131	KON52C	—	—	—	—	154
---------------------------	-------------------------------	---------	--------	---	---	---	---	-----



barra fija 2 plazas	L = 120 fixed 2 seats bench	L = 120	KON52F	—	—	—	—	154
---------------------	-----------------------------	---------	--------	---	---	---	---	-----



barra componible 3 plazas	L = 193 modular 3 seats bench	L = 193	KON53C	—	—	—	—	187
---------------------------	-------------------------------	---------	--------	---	---	---	---	-----



barra fija 3 plazas	L = 171 fixed 3 seats bench	L = 171	KON53F	—	—	—	—	187
---------------------	-----------------------------	---------	--------	---	---	---	---	-----



barra componible 4 plazas	L = 255 modular 4 seats bench	L = 255	KON54C	—	—	—	—	220
---------------------------	-------------------------------	---------	--------	---	---	---	---	-----



barra fija 4 plazas	L = 233 fixed 4 seats bench	L = 233	KON54F	—	—	—	—	220
---------------------	-----------------------------	---------	--------	---	---	---	---	-----



JUNTURA **JOINT ELEMENT**

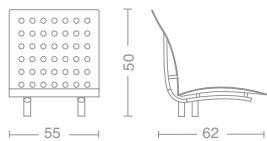
(entre barras)	(between benches)	KC20G	—	—	—	—	—	28
----------------	-------------------	-------	---	---	---	---	---	----

KARGO



Norma Europea - European Standard EN1728

COD. CODE	€
-----------	---

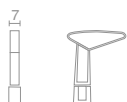


ASIENTO-RESPALDO EN ACERO PINTADO ALUMINIO
SEAT-BACKREST IN STEEL ALUMINIUM PAINTED

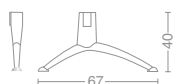
ASIENTO-RESPALDO	SEAT-BACKREST		
acero pintado aluminio	steel painted aluminium	KRG10	539



BRAZO PINTADO ALUMINIO	ALUMINIUM PAINTED ARM		
(terminal/conexión)	(end element/linking element)	KRG40	176



BRAZO PINTADO ALUMINIO	ALUMINIUM PAINTED ARM		
(intermedio)	(middle position)	KRG41	204



PIE PINTADO ALUMINIO	ALUMINIUM PAINTED STEEL LEG		
Pie pintado aluminio	alu. painted leg	KRG50	253



BARRA	BENCH		
2 plazas L = 131	2 seats L = 131	KRG52	154
3 plazas L = 193	3 seats L = 193	KRG53	187
4 plazas L = 255	4 seats L = 255	KRG54	220



JUNTURA	JOINT ELEMENT		
(entre barras)	(between benches)	KC20G	28



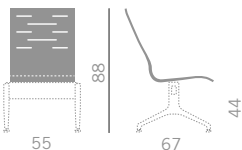
Norma Europea - European Standard EN16139 EN1728 EN1022
 A petición versión ignífuga
 Fire resistance Italian Homologation on request

COD.
CODE

€

Respaldo bajo - Low back

POLIURETANO INTEGRAL GRIS OSCURO
 GREY ANTHRACITE POLYURETHANE



ASIENTO-RESPALDO

SEAT-BACKREST

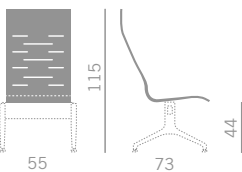
poliuretano integral gris oscuro

grey anthracite polyurethane

KEY20G

803

Respaldo alto - High back



ASIENTO-RESPALDO

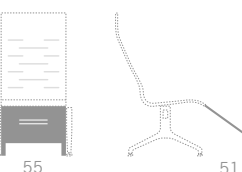
SEAT-BACKREST

poliuretano integral gris oscuro

grey anthracite polyurethane

KEY30G

946



APOYAPIES

FOOTREST

poliuretano integral gris oscuro

grey anthracite polyurethane

KEY35G

473



BRAZO ALUMINIO PULIDO

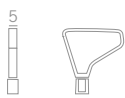
ALLUMINIUM POLISHED ARM

(terminal/conexión)

(end/linking element)

KEY40A

143



BRAZO ALUMINIO PULIDO

ALLUMINIUM POLISHED ARM

(intermedio)

(middle position)

KEY41A

171



PIE ALUMINIO PULIDO

ALU. POLISHED LEG

pie aluminio pulido

alu polished leg

KEY50A

187



PAREJA DE PIES PARA FIJACIÓN AL PISO

GLIDES COUPLE FIX-TO-FLOOR VERSION

KP10

33



MESA PARA BANCADA

TOP TABLE

HPL blanco

white HPL

KC15H

231

HPL gris oscuro

anthracite HPL

KC16H

231



ELEMENTO 2 PLAZAS

TWO SEATS UNIT

L = 131

KEY52

154



ELEMENTO 3 PLAZAS

THREE SEATS UNIT

L = 193

KEY53

187



ELEMENTO 4 PLAZAS

FOUR SEATS UNIT

L = 255

KEY54

220



JUNTURA

JOINT ELEMENT

(entre barras)

(between benches)

KC20G

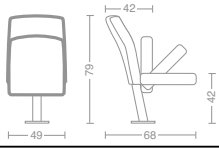
28

KADENZA (TIP-UP)

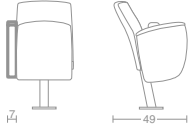


Norma Europea - European Standard EN12727
 A petición versión ignífuga
 Fire resistance Italian Homologation on request


COD. CODE	CAT. A	CAT. C	CAT. D	CAT. P
	€	€	€	€



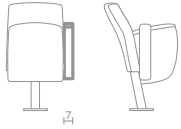
asiento+respaldo	seat + back	KZ10	396	418	451	-
------------------	-------------	------	-----	-----	-----	---



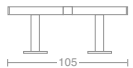
brazo derecho	right side	KZ11	253	264	275	-
---------------	------------	------	-----	-----	-----	---



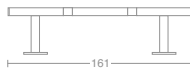
brazo intermedio	middle side	KZ12	314	325	336	-
------------------	-------------	------	-----	-----	-----	---



brazo izquierdo	left side	KZ13	253	264	275	-
-----------------	-----------	------	-----	-----	-----	---



ELEMENTO 2 PLAZAS	2 SEATS BEAM					
para fijación al piso	fix-to-floor	KZ32			248	



ELEMENTO 3 PLAZAS	3 SEATS BEAM					
para fijación al piso	fix-to-floor	KZ33			272	



ELEMENTO 4 PLAZAS	4 SEATS BEAM					
para fijación al piso	fix-to-floor	KZ34			320	



juntura	element to join 2 beams	KZ35			52	
---------	-------------------------	------	--	--	----	--



ELEMENTO 2 PLAZAS	2 SEATS BEAM					
pie libre	free standing legs	KZ42			284	



ELEMENTO 3 PLAZAS	3 SEATS BEAM					
pie libre	free standing legs	KZ43			332	



ELEMENTO 4 PLAZAS	4 SEATS BEAM					
pie libre	free standing legs	KZ44			392	

NOTE: Solo con brazos montados. Assembled only with the arms.
 TORNILLOS PARA FIJACIÓN AL PISO NO INCLUIDAS. Screws not included for fix-to-floor bench versions.

Tables

178	Kaleox
180	Kaleox Folding Top
182	Kapìo
176	Kensho Tables
180	Key Move
181	Kyu

Mesas

KENSHO (MESAS-TABLES)

Encimera y base en acero pintado
Painted steel top and base



ENCIMERA/TOP (cm. 53)

COD.
CODE

€

ENCIMERA

TOP

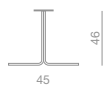
encimera pintada blanco l. 53	white painted top l. 53	KPV50B	198
encimera pintada amarillo l. 53	yellow painted top l. 53	KPV50G	198
encimera pintada naranja l. 53	orange painted top l. 53	KPV50A	198
encimera pintada arena l. 53	dove-colour painted top l. 53	KPV50T	198
encimera pintada lava l. 53	lava painted top l. 53	KPV50L	198



BASE EN VARILLA PARA ENCIMERA L53

ROD FRAME FOR L53 TOP

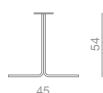
base en varilla pintada blanco h. 46	white painted rod frame h. 46	KB445B	242
base en varilla pintada amarillo h. 46	yellow painted rod frame h. 46	KB445G	242
base en varilla pintada naranja h. 46	orange painted rod frame h. 46	KB445A	242
base en varilla pintada arena h. 46	dove-colour painted rod frame h. 46	KB445T	242
base en varilla pintada lava h. 46	lava painted rod frame h. 46	KB445L	242



BASE EN VARILLA PARA ENCIMERA L53

ROD FRAME FOR L53 TOP

base en varilla pintada blanco h. 54	white painted rod frame h. 54	KB545B	259
base en varilla pintada amarillo h. 54	yellow painted rod frame h. 54	KB545G	259
base en varilla pintada naranja h. 54	orange painted rod frame h. 54	KB545A	259
base en varilla pintada arena h. 54	dove-colour painted rod frame h. 54	KB545T	259
base en varilla pintada lava h. 54	lava painted rod frame h. 54	KB545L	259



BASE PARA ENCIMERA L53

BASE FOR L53 TOP

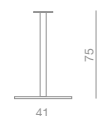
base redonda plana pintada en blanco h. 46	round white painted flat base h. 46	KB441B	330
base redonda plana pintada en amarillo h. 46	round yellow painted flat base h. 46	KB441G	330
base redonda plana pintada en naranja h. 46	round orange painted flat base h. 46	KB441A	330
base redonda plana pintada en arena h. 46	round dove-colour painted flat base h. 46	KB441T	330
base redonda plana pintada en lava h. 46	round lava painted flat base h. 46	KB441L	330
base redonda plana cromada h. 46	round chromed flat base h. 46	KB441C	402



BASE PARA ENCIMERA L53

BASE FOR L53 TOP

base redonda plana pintada en blanco h. 75	round white painted flat base h. 75	KB741B	341
base redonda plana pintada en amarillo h. 75	round yellow painted flat base h. 75	KB741G	341
base redonda plana pintada en naranja h. 75	round orange painted flat base h. 75	KB741A	341
base redonda plana pintada en arena h. 75	round dove-colour painted flat base h. 75	KB741T	341
base redonda plana pintada en lava h. 75	round lava painted flat base h. 75	KB741L	341
base redonda plana cromada h. 75	round chromed flat base h. 75	KB741C	413



BASE PARA ENCIMERA L53

BASE FOR L53 TOP

base redonda plana pintada en blanco h. 110	round white painted flat base h. 110	KB148B	396
base redonda plana pintada en amarillo h. 110	round yellow painted flat base h. 110	KB148G	396
base redonda plana pintada en naranja h. 110	round orange painted flat base h. 110	KB148A	396
base redonda plana pintada en arena h. 110	round dove-colour painted flat base h. 110	KB148T	396
base redonda plana pintada en lava h. 110	round lava painted flat base h. 110	KB148L	396
base redonda plana cromada h. 110	round chromed flat base h. 110	KB148C	473



NOTE: Bases para encimeras L. 53
The above mentioned bases are suitable for top 53 only

KENSHO (MESAS-TABLES)

Encimera y base en acero pintado
Painted steel top and base



ENCIMERA/TOP (cm. 70-cm. 88)

COD.
CODE

€

ENCIMERA

TOP

encimera pintada blanco l. 70	white painted top l. 70	KPV70B	297
encimera pintada amarillo l. 70	yellow painted top l. 70	KPV70G	297
encimera pintada naranja l. 70	orange painted top l. 70	KPV70A	297
encimera pintada arena l. 70	dove-colour painted top l. 70	KPV70T	297
encimera pintada lava l. 70	lava painted top l. 70	KPV70L	297



ENCIMERA

TOP

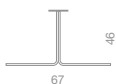
encimera pintada blanco l. 88	white painted top l. 88	KPV80B	352
encimera pintada amarillo l. 88	yellow painted top l. 88	KPV80G	352
encimera pintada naranja l. 88	orange painted top l. 88	KPV80A	352
encimera pintada arena l. 88	dove-colour painted top l. 88	KPV80T	352
encimera pintada lava l. 88	lava painted top l. 88	KPV80L	352



BASE EN VARILLA PARA ENCIMERA L70-L88

ROD FRAME FOR L70-L88 TOP

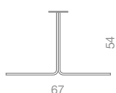
base en varilla pintada blanco h. 46	white painted rod frame h. 46	KB467B	275
base en varilla pintada amarillo h. 46	yellow painted rod frame h. 46	KB467G	275
base en varilla pintada naranja h. 46	orange painted rod frame h. 46	KB467A	275
base en varilla pintada arena h. 46	dove-colour painted rod frame h. 46	KB467T	275
base en varilla pintada lava h. 46	lava painted rod frame h. 46	KB467L	275



BASE EN VARILLA PARA ENCIMERA L70-L88

ROD FRAME F OR L70-L88 TOP

base en varilla pintada blanco h. 54	white painted rod frame h. 54	KB567B	292
base en varilla pintada amarillo h. 54	yellow painted rod frame h. 54	KB567G	292
base en varilla pintada naranja h. 54	orange painted rod frame h. 54	KB567A	292
base en varilla pintada arena h. 54	dove-colour painted rod frame h. 54	KB567T	292
base en varilla pintada lava h. 54	lava painted rod frame h. 54	KB567L	292



BASE PARA ENCIMERA L70-L88

BASE FOR L70-L88 TOP

base redonda plana pintada en blanco h. 46	round white painted flat base h. 46	KB448B	369
base redonda plana pintada en amarillo h. 46	round yellow painted flat base h. 46	KB448G	369
base redonda plana pintada en naranja h. 46	round orange painted flat base h. 46	KB448A	369
base redonda plana pintada en arena h. 46	round dove-colour painted flat base h. 46	KB448T	369
base redonda plana pintada en lava h. 46	round lava painted flat base h. 46	KB448L	369
base redonda plana cromada h. 46	round chromed flat base h. 46	KB448C	440



BASE PARA ENCIMERA L70-L88

BASE FOR L70-L88 TOP

base redonda plana pintada en blanco h. 75	round white painted flat base h. 75	KB748B	380
base redonda plana pintada en amarillo h. 75	round yellow painted flat base h. 75	KB748G	380
base redonda plana pintada en naranja h. 75	round orange painted flat base h. 75	KB748A	380
base redonda plana pintada en arena h. 75	round dove-colour painted flat base h. 75	KB748T	380
base redonda plana pintada en lava h. 75	round lava painted flat base h. 75	KB748L	380
base redonda plana cromada h. 75	round chromed flat base h. 75	KB748C	451



SOLO PARA ENCIMERA L70

BASE ONLY FOR L70 TOP

base redonda plana pintada en blanco h. 110	round white painted flat base h. 110	KB148B	396
base redonda plana pintada en amarillo h. 110	round yellow painted flat base h. 110	KB148G	396
base redonda plana pintada en naranja h. 110	round orange painted flat base h. 110	KB148A	396
base redonda plana pintada en arena h. 110	round dove-colour painted flat base h. 110	KB148T	396
base redonda plana pintada en lava h. 110	round lava painted flat base h. 110	KB148L	396
base redonda plana cromada h. 110	round chromed flat base h. 110	KB148C	473



KALEOX (MESAS ESPERA-WAITING TABLES)




		GOD. CODE	€	
	BASE REDONDA EN ACERO PINTADO BLANCO	WHITE PAINTED STEEL ROUND BASE		
	encimera redonda en HPL blanco d. 60 - base blanca	round table in white HPL d. 60 - white base	KKK6TB	506
	encimera redonda en HPL blanco d. 80 - base blanca	round table in white HPL d. 80 - white base	KKK8TB	583
	BASE REDONDA EN ACERO PINTADO NEGRO	BLACK PAINTED STEEL ROUND BASE		
	encimera redonda en HPL negro d. 60 - base negra	round table in black HPL d. 60 - black base	KKK6TN	506
	encimera redonda en HPL negro d. 80 - base negra	round table in black HPL d. 80 - black base	KKK8TN	583
	encimera redonda en HPL blanco d. 60 - base negra	round table in white HPL d. 60 - black base	KKK6TBNE	506
	encimera redonda en HPL blanco d. 80 - base negra	round table in white HPL d. 80 - black base	KKK8TBNE	583
	BASE REDONDA EN ACERO INOX SATINADO	SATIN STAINLESS STEEL ROUND BASE		
	encimera redonda en HPL blanco d. 60	round table in white HPL d. 60	KKK6TS	572
encimera redonda en HPL blanco d. 80	round table in white HPL d. 80	KKK8TS	649	
encimera redonda en HPL negro d. 60	round table in black HPL d. 60	KKK6TNS	572	
encimera redonda en HPL negro d. 80	round table in black HPL d. 80	KKK8TNS	649	
	BASE CUADRADA EN ACERO PINTADO BLANCO	WHITE PAINTED STEEL SQUARE BASE		
	mesa cuadrada en HPL blanco l. 60 - base blanca	square table in white HPL w. 60 - white base	KKK6QB	506
	mesa cuadrada en HPL blanco l. 80 - base blanca	square table in white HPL w. 80 - white base	KKK8QB	583
	BASE CUADRADA EN ACERO PINTADO NEGRO	BLACK PAINTED STEEL SQUARE BASE		
	mesa cuadrada en HPL negro l. 60 - base negra	square table in black HPL w. 60 - black base	KKK6QN	506
	mesa cuadrada en HPL negro l. 80 - base negra	square table in black HPL w. 80 - black base	KKK8QN	583
	mesa cuadrada en HPL blanco l. 60 - base negra	square table in white HPL w. 60 - black base	KKK6QBNE	506
	mesa cuadrada en HPL blanco l. 80 - base negra	square table in white HPL w. 80 - black base	KKK8QBNE	583
	BASE CUADRADA EN ACERO INOX SATINADO	SATIN STAINLESS STEEL SQUARE BASE		
	mesa cuadrada en HPL blanco l. 60	square table in white HPL w. 60	KKK6QS	572
mesa cuadrada en HPL blanco l. 80	square table in white HPL w. 80	KKK8QS	649	
mesa cuadrada en HPL negro l. 60	square table in black HPL w. 60	KKK6QNS	572	
mesa cuadrada en HPL negro l. 80	square table in black HPL w. 80	KKK8QNS	649	
	BASE EN ACERO PINTADO ALUMINIO	ALUMINIUM PAINTED STEEL BASE		
	encimera redonda en HPL blanco d. 60	round table in white HPL d. 60	KKK6TV	418
	encimera redonda en HPL blanco d. 80	round table in white HPL d. 80	KKK8TV	484
	BASE EN ACERO CROMADA 4 PIES	4-STAR CHROMED STEEL BASE		
	encimera redonda en HPL blanco d. 80	round table in white HPL d. 80	KKK8T4	605
	encimera redonda en HPL negro d. 80	round table in black HPL d. 80	KKK8T4N	605
	BASE EN ACERO CROMADA 4 PIES	4-STAR CHROMED STEEL BASE		
mesa cuadrada en HPL blanco l. 60	square table in white HPL w. 60	KKK6Q4	528	
mesa cuadrada en HPL blanco l. 80	square table in white HPL w. 80	KKK8Q4	605	
mesa cuadrada en HPL negro l. 60	square table in black HPL w. 60	KKK6Q4N	528	
mesa cuadrada en HPL negro l. 80	square table in black HPL w. 80	KKK8Q4N	605	
	BASE EN ACERO CROMADA 4 PIES	4-STAR CHROMED STEEL BASE		
	mesa rectangular en hpl blanco l. 120x59	rectangular table in white HPL w. 120x59	KKK124	715
	MESA CUADRADA ESTRUCTURA PINTADA ALUMINIO	SQUARE TABLE ALUMINIUM PAINTED FRAME		
	encimera en melaminico blanco	white melaminic top	KKK4B	314
	encimera en melaminico negro	black melaminic top	KKK4N	314
	MESA RECTANGULAR ESTRUCTURA PINTADA ALUMINIO	RECTANGULAR TABLE ALUMINIUM PAINTED FRAME		
	encimera melaminico blanco	white melaminic top	KKK5B	347
	encimera melaminico negro	black melaminic top	KKK5N	347
	BASE REDONDA EN ACERO INOX	ROUND STAINLESS STEEL BASE		
	mesa cuadrada en MDF blanco l. 60	square table in white MDF w. 60	KKK6BX	754
	mesa cuadrada en MDF negro l. 60	square table in black MDF w. 60	KKK6NX	754



		COD. CODE	€	
	BASE REDONDA EN ACERO PINTADO BLANCO <i>WHITE PAINTED STEEL ROUND BASE</i>			
	encimera redonda en HPL blanco d. 60 - base blanca	round table in white HPL d. 60 - white base	KK60TB	517
	BASE REDONDA EN ACERO PINTADO NEGRO <i>BLACK PAINTED STEEL ROUND BASE</i>			
	encimera redonda en HPL negro d. 60 - base negra	round table in black HPL d. 60 - black base	KK60TN	517
	encimera redonda en HPL blanco d. 60 - base negra	round table in white HPL d. 60 - black base	KK60TBNE	517
	BASE REDONDA EN ACERO INOX SATINADO <i>SATIN STAINLESS STEEL ROUND BASE</i>			
encimera redonda en HPL blanco d. 60	round table in white HPL d. 60	KK60TS	594	
encimera redonda en HPL negro d. 60	round table in black HPL d. 60	KK60TNS	594	
	BASE REDONDA EN ACERO PINTADO BLANCO <i>WHITE PAINTED STEEL ROUND BASE</i>			
	encimera redonda en HPL blanco d. 80 - base blanca	round table in white HPL d. 80 - white base	KK80TB	594
	BASE REDONDA EN ACERO PINTADO NEGRO <i>BLACK PAINTED STEEL ROUND BASE</i>			
	encimera redonda en HPL negro d. 80 - base negra	round table in black HPL d. 80 - black base	KK80TN	594
	encimera redonda en HPL blanco d. 80 - base negra	round table in white HPL d. 80 - black base	KK80TBNE	594
	BASE REDONDA EN ACERO INOX SATINADO <i>SATIN STAINLESS STEEL ROUND BASE</i>			
encimera redonda en HPL blanco d. 80	round table in white HPL d. 80	KK80TS	671	
encimera redonda en HPL negro d. 80	round table in black HPL d. 80	KK80TNS	671	
	BASE CUADRADA EN ACERO PINTADO BLANCO <i>WHITE PAINTED STEEL SQUARE BASE</i>			
	mesa cuadrada en HPL blanco l. 60 - base blanca	square table in white HPL w. 60 - white base	KK60QB	517
	BASE CUADRADA EN ACERO PINTADO NEGRO <i>BLACK PAINTED STEEL SQUARE BASE</i>			
	mesa cuadrada en HPL negro l. 60 - base negra	square table in black HPL w. 60 - black base	KK60QN	517
	mesa cuadrada en HPL blanco l. 60 - base negra	square table in white HPL w. 60 - black base	KK60QBNE	517
	BASE CUADRADA EN ACERO INOX SATINADO <i>SATIN STAINLESS STEEL SQUARE BASE</i>			
mesa cuadrada en HPL blanco l. 60	square table in white HPL w. 60	KK60QS	594	
mesa cuadrada en HPL negro l. 60	square table in black HPL w. 60	KK60QNS	594	
	BASE CUADRADA EN ACERO PINTADO BLANCO <i>WHITE PAINTED STEEL SQUARE BASE</i>			
	mesa cuadrada en HPL blanco l. 80 - base blanca	square table in white HPL w. 80 - white base	KK80QB	594
	BASE CUADRADA EN ACERO PINTADO NEGRO <i>BLACK PAINTED STEEL SQUARE BASE</i>			
	mesa cuadrada en HPL negro l. 80 - base negra	square table in black HPL w. 80 - black base	KK80QN	594
	mesa cuadrada en HPL blanco l. 80 - base negra	square table in white HPL w. 80 - black base	KK80QBNE	594
	BASE CUADRADA EN ACERO INOX SATINADO <i>SATIN STAINLESS STEEL SQUARE BASE</i>			
mesa cuadrada en HPL blanco l. 80	square table in white HPL w. 80	KK80QS	671	
mesa cuadrada en HPL negro l. 80	square table in black HPL w. 80	KK80QNS	671	
	BASE REDONDA EN ACERO PINTADO BLANCO <i>WHITE PAINTED STEEL ROUND BASE</i>			
	encimera redonda en HPL blanco d. 60 - base blanca	round table in white HPL d. 60 - white base	KK61TB	539
	BASE REDONDA EN ACERO PINTADO NEGRO <i>BLACK PAINTED STEEL ROUND BASE</i>			
	encimera redonda en HPL negro d. 60 - base negra	round table in black HPL d. 60 - black base	KK61TN	539
	encimera redonda en HPL blanco d. 60 - base negra	round table in white HPL d. 60 - black base	KK61TBNE	539
	BASE REDONDA EN ACERO INOX SATINADO <i>SATIN STAINLESS STEEL ROUND BASE</i>			
encimera redonda en HPL blanco d. 60	round table in white HPL d. 60	KK61TS	616	
encimera redonda en HPL negro d. 60	round table in black HPL d. 60	KK61TNS	616	
	BASE CUADRADA EN ACERO PINTADO BLANCO <i>WHITE PAINTED STEEL SQUARE BASE</i>			
	mesa cuadrada en HPL blanco l. 60 - base blanca	square table in white HPL w. 60 - white base	KK61QB	539
	BASE CUADRADA EN ACERO PINTADO NEGRO <i>BLACK PAINTED STEEL SQUARE BASE</i>			
	mesa cuadrada en HPL negro l. 60 - base negra	square table in black HPL w. 60 - black base	KK61QN	539
	mesa cuadrada en HPL blanco l. 60 - base negra	square table in white HPL w. 60 - black base	KK61QBNE	539
	BASE CUADRADA EN ACERO INOX SATINADO <i>SATIN STAINLESS STEEL SQUARE BASE</i>			
mesa cuadrada en HPL blanco l. 60	square table in white HPL w. 60	KK61QS	616	
mesa cuadrada en HPL negro l. 60	square table in black HPL w. 60	KK61QNS	616	

KALEOX (MESAS ENCIMERAS ABATIBLES FOLDING TOP TABLES)



		COD. CODE	€	
	BASE EN ACERO PINTADO BLANCO	WHITE FRAME		
	encimera redonda en HPL blanco d. 60	round table in white HPL d. 60	KK60TRB 616	
	BASE EN ACERO PINTADO NEGRO	BLACK FRAME		
	encimera redonda en HPL negro d. 60	round table in black HPL d. 60	KK60TRN 616	
	BASE EN ACERO PINTADO BLANCO	WHITE FRAME		
	encimera redonda en HPL blanco d. 60	round table in white HPL d. 60	KK61TRB 649	
	BASE EN ACERO PINTADO NEGRO	BLACK FRAME		
	encimera redonda en HPL negro d. 60	round table in black HPL d. 60	KK61TRN 649	

KEY MOVE

Mesa en acero pintado
Painted steel table



		COD. CODE	€	
	MESA	TABLE		
	pintado blanco	white painted	KJ83TB 352	
	pintado negro	black painted	KJ83TN 352	
	pintado arena	dove-colour painted	KJ83TT 352	




			COD. CODE	€	
	ENCIMERA HEXAGONAL EN HPL	HPL HEXAGONAL TABLE TOP			
	encimera hexagonal 50 HPL blanco	white HPL hexagonal table top 50	KYE50B	231	
	encimera hexagonal 50 HPL negro	black HPL hexagonal table top 50	KYE50N	231	
	encimera hexagonal 50 HPL verde cobre	copper green HPL hexagonal table top 50	KYE50V	275	
	BASE EN RODILLA H 50	ROD FRAME H 50			
	base en rodilla h. 50 pintada blanco	white painted rod frame h. 50	KYE51B	220	
	base en rodilla h. 50 pintada negro	black painted rod frame h. 50	KYE51N	220	
	base en rodilla h. 50 pintada verde	green painted rod frame h. 50	KYE51V	220	
	ENCIMERA HEXAGONAL EN HPL	HPL HEXAGONAL TABLE TOP			
	encimera hexagonal 70 HPL blanco	white HPL hexagonal table top 70	KYE70B	286	
	encimera hexagonal 70 HPL negro	black HPL hexagonal table top 70	KYE70N	286	
	encimera hexagonal 70 HPL verde cobre	copper green HPL hexagonal table top 70	KYE70V	352	
	BASE EN RODILLA H 45	ROD FRAME H 45			
	base en rodilla h. 45 pintada blanco	white painted rod frame h. 45	KYE71B	242	
	base en rodilla h. 45 pintada negro	black painted rod frame h. 45	KYE71N	242	
	base en rodilla h. 45 pintada verde	green painted rod frame h. 45	KYE71V	242	
	ENCIMERA HEXAGONAL EN HPL	HPL HEXAGONAL TABLE TOP			
	encimera hexagonal 88 HPL blanco	white HPL hexagonal table top 88	KYE90B	363	
	encimera hexagonal 88 HPL negro	black HPL hexagonal table top 88	KYE90N	363	
	encimera hexagonal 88 HPL verde cobre	copper green HPL hexagonal table top 88	KYE90V	462	
	BASE EN RODILLA H 40	ROD FRAME H 40			
	base en rodilla h. 40 pintada blanco	white painted rod frame h. 40	KYE91B	264	
	base en rodilla h. 40 pintada negro	black painted rod frame h. 40	KYE91N	264	
	base en rodilla h. 40 pintada verde	green painted rod frame h. 40	KYE91V	264	
	BASE REDONDA PLANA EN ACERO PARA ENCIM. HEXAGONAL L. 70-88	STEEL ROUND FLAT BASE FOR HEXAGONAL TOPS L. 70-88			
	base redonda h. 38 pintada blanco	white painted round base h. 38	KYE38B	308	
	base redonda h. 38 pintada negro	black painted round base h. 38	KYE38N	308	
	base redonda h. 38 acero inox satinado	satin stainless steel round base h. 38	KYE38S	363	
	BASE REDONDA PLANA EN ACERO PARA ENCIM. HEXAGONAL L. 70-88	STEEL ROUND FLAT BASE FOR HEXAGONAL TOPS L. 70-88			
	base redonda h. 72 pintada blanco	white painted round base h. 72	KYE72B	319	
	base redonda h. 72 pintada negro	black painted round base h. 72	KYE72N	319	
	base redonda h. 72 acero inox satinado	satin stainless steel round base h. 72	KYE72S	385	
	BASE REDONDA PLANA EN ACERO PARA ENCIM. HEXAGONAL L. 70-88	STEEL ROUND FLAT BASE FOR HEXAGONAL TOPS L. 70-88			
	base redonda h. 107 pintada blanco	white painted round base h. 107	KYE107B	330	
	base redonda h. 107 pintada negro	black painted round base h. 107	KYE107N	330	
	base redonda h. 107 acero inox satinado	satin stainless steel round base h. 107	KYE107S	407	

KAPIÒ (MESAS-TABLES)

Encimera y base en acero pintado
Painted steel top and base



			COD. CODE	€	
	encimera redonda pintada en blanco d. 60	round white painted top d. 60	KPT60B	231	
	encimera redonda pintada en arena d. 60	round dove-colour painted top d. 60	KPT60T	231	
	encimera redonda pintada en amarillo d. 60	round yellow-colour painted top d. 60	KPT60G	231	
	encimera redonda pintada en lava d. 60	round lava painted top d. 60	KPT60L	231	
	base redonda plana pintada en blanco h. 46	round white painted flat base h. 46	KB441B	330	
	base redonda plana pintada en arena h. 46	round dove-colour painted flat base h. 46	KB441T	330	
	base redonda plana pintada en amarillo h. 46	round yellow-colour painted flat base h. 46	KB441G	330	
	base redonda plana pintada en lava h. 46	round lava painted flat base h. 46	KB441L	330	
	base redonda plana cromada h. 46	round chromed flat base h. 46	KB441C	402	
	base redonda plana pintada en blanco h. 75	round white painted flat base h. 75	KB741B	341	
	base redonda plana pintada en arena h. 75	round dove-colour painted flat base h. 75	KB741T	341	
	base redonda plana pintada en amarillo h. 75	round yellow-colour painted flat base h. 75	KB741G	341	
	base redonda plana pintada en lava h. 75	round lava painted flat base h. 75	KB741L	341	
	base redonda plana cromada h. 75	round chromed flat base h. 75	KB741C	413	
	base redonda plana pintada en blanco h. 110	round white painted flat base h. 110	KB148B	396	
	base redonda plana pintada en arena h. 110	round dove-colour painted flat base h. 110	KB148T	396	
	base redonda plana pintada en amarillo h. 110	round yellow-colour painted flat base h. 110	KB148G	396	
	base redonda plana pintada en lava h. 110	round lava painted flat base h. 110	KB148L	396	
	base redonda plana cromada h. 110	round chromed flat base h. 110	KB148C	473	
	base en varilla pintada blanco h. 46	white painted rod frame h. 46	KB445B	242	
	base en varilla pintada arena h. 46	dove-colour painted rod frame h. 46	KB445T	242	
	base en varilla pintada amarillo h. 46	yellow-colour painted rod frame h. 46	KB445G	242	
	base en varilla pintada lava h. 46	lava painted rod frame h. 46	KB445L	242	
	base en varilla pintada blanco h. 54	white painted rod frame h. 54	KB545B	259	
	base en varilla pintada arena h. 54	dove-colour painted rod frame h. 54	KB545T	259	
	base en varilla pintada amarillo h. 54	yellow-colour painted rod frame h. 54	KB545G	259	
	base en varilla pintada lava h. 54	lava painted rod frame h. 54	KB545L	259	
	encimera redonda pintada en blanco d. 80	round white painted top d. 80	KPT80B	330	
	encimera redonda pintada en arena d. 80	round dove-colour painted top d. 80	KPT80T	330	
	encimera redonda pintada en amarillo d. 80	round yellow-colour painted top d. 80	KPT80G	330	
	encimera redonda pintada en lava d. 80	round lava painted top d. 80	KPT80L	330	
	encimera cuadrada pintada en blanco l. 70	squared white painted top w. 70	KPQ70B	308	
	encimera cuadrada pintada en arena l. 70	squared dove-colour painted top w. 70	KPQ70T	308	
	encimera cuadrada pintada en amarillo l. 70	squared yellow-colour painted top w. 70	KPQ70G	308	
	encimera cuadrada pintada en lava l. 70	squared lava painted top w. 70	KPQ70L	308	
	base redonda plana pintada en blanco h. 46	round white painted flat base h. 46	KB448B	369	
	base redonda plana pintada en arena h. 46	round dove-colour painted flat base h. 46	KB448T	369	
	base redonda plana pintada en amarillo h. 46	round yellow-colour painted flat base h. 46	KB448G	369	
	base redonda plana pintada en lava h. 46	round lava painted flat base h. 46	KB448L	369	
	base redonda plana cromada h. 46	round chromed flat base h. 46	KB448C	440	
	base redonda plana pintada en blanco h. 75	round white painted flat base h. 75	KB748B	380	
	base redonda plana pintada en arena h. 75	round dove-colour painted flat base h. 75	KB748T	380	
	base redonda plana pintada en amarillo h. 75	round yellow-colour painted flat base h. 75	KB748G	380	
	base redonda plana pintada en lava h. 75	round lava painted flat base h. 75	KB748L	380	
	base redonda plana cromada h. 75	round chromed flat base h. 75	KB748C	451	
	SOLO BASE PARA ENCIMERA d. 80 ONLY FOR ROUND TOP d. 80				
	base en varilla pintada blanco h. 46	white painted rod frame h. 46	KB467B	275	
	base en varilla pintada arena h. 46	dove-colour painted rod frame h. 46	KB467T	275	
	base en varilla pintada amarillo h. 46	yellow-colour painted rod frame h. 46	KB467G	275	
	SOLO BASE PARA ENCIMERA d. 80 ONLY FOR ROUND TOP d. 80				
	base en varilla pintada blanco h. 54	white painted rod frame h. 54	KB567B	292	
	base en varilla pintada arena h. 54	dove-colour painted rod frame h. 54	KB567T	292	
	base en varilla pintada amarillo h. 54	yellow-colour painted rod frame h. 54	KB567G	292	
	base en varilla pintada lava h. 54	lava painted rod frame h. 54	KB567L	292	



kastel[®]
Comfort and design